

MAR AZUL — HARGRAVE



Builder: HARGRAVE

Year Built: 2014

Model: Motor Yacht

Price: PRICE ON APPLICATION

Location: United States

LOA: 101' 0" (30.78m)

Beam: 21' 0" (6.40m)

Min Draft: 5' 8" (1.73m)

Cruise Speed: 19 Kts. (22 MPH)

Max Speed: 22 Kts. (25 MPH)

Our experienced yacht broker, Andrey Shestakov, will help you choose and buy a yacht that best suits your needs **MAR AZUL — HARGRAVE** from **our catalogue**. Presently, at **Shestakov Yacht Sales Inc.**, we have a wide variety of yachts available on **our sale's list**. We also work in close contact with all the big **yacht manufacturers** from all over the world.

If you would like to buy a yacht **MAR AZUL — HARGRAVE** or would like help answering any questions concerning purchasing, selling or chartering a yacht, please call **+1(954)274-4435**

TABLE OF CONTENTS

TABLE OF CONTENTS	2
SPECIFICATIONS	3
Overview	3
Basic Information	3
Dimensions	3
Speed, Capacities and Weight	3
Accommodations	4
Hull and Deck Information	4
Engine Information	4
DETAILED INFORMATION	5
YACHT DESCRIPTION AND DETAILS	5
Exclusions	10
Disclaimer	10
PHOTOS	11
CONTACTS	14
Contact details	14
Telephones	14
Office hours	14
Address	14

SPECIFICATIONS

Overview

Four Suites, Fast, CAT, Great Crew, Area Warranties, Must see, Exquisite European Cherry Wood Interior

Basic Information

Category: Motor Yacht

Sub Category: Raised Pilothouse

Model Year: 2014

Year Built: 2014

Country: United States

Vessel Top: Raised Pilothouse

Dimensions

LOA: 101' 0" (30.78m)

Beam: 21' 0" (6.40m)

Min Draft: 5' 8" (1.73m)

Speed, Capacities and Weight

Cruise Speed: 19 Kts. (22 MPH)

Max Speed: 22 Kts. (25 MPH)

Water Capacity: 600 Gallons

Holding Tank: 150 Gallons

Fuel Capacity: 3200 Gallons

Accommodations

Total Cabins: 4

Total Berths: 4

Sleeps: 8

Total Heads: 54

Captain Cabin: True

Crew Cabin: 1

Crew Sleeps: 4

Crew Heads: 2

Hull and Deck Information

Hull Material: Fiberglass

Deck Material: Fiberglass

Hull Configuration: Semi-Displacement

Hull Color: White

Hull Finish: Stainless Steel

Interior Designer: Interior Yachts by Shelley

Engine Information

Engines: 2

Manufacturer: CAT

Model: C-32

Engine Type: Inboard

Fuel Type: Diesel

DETAILED INFORMATION

YACHT DESCRIPTION AND DETAILS

Designer's Comments The “Mar Azul” is different from any other Hargrave to date. The first item you see when you approach the vessel is the beautiful curved transom, swim platform and settee. This fluid curved transom, both vertically and horizontal lines was the inspiration for the interior décor. We took the intersecting curved lines of the transom and created several design features on the interior. They are the ceiling design in the Main Salon, the marble and stainless inlay in the Day Head floor and the ceiling and floor details in the Foyer. ~ Shelley DiCondina, Yacht Interiors by Shelley.

Main Salon/Dining The yacht cabinetry is a new wood we used for the first time; European Cherry Wood. It has the same rhythmical grain as American Cherry but is a blond tone. We complimented this with a much darker wood of Pommel Sapele cabinet tops and detail panels and then another light surface of Pearlato Suevo Marble on the console, aft corner bar and large cocktail table. The furnishings in the Main Salon are all custom designed and have linear but generous proportions. Our theory has always been that yachting is supposed to be comfortable and not just pretty for your 20 minute tour. The area seats (10) easily in comfort and the fabrics area were selected comfort and durability. The color pallet in the Main Salon is tones of gray taupe's, crisp silvers, a little bit of black and mineral blue accents. All of the tones are fresh and work beautifully with the European Cherry. The dining table seats (8) comfortably and is an elegant rectangular shape with slight curves on the sides and cross grained cherry details on the top. The custom dining chairs are delicate yet extremely comfortable and are upholstered in a Jim Thompson Silk /"Trellis" in a platinum tone with a black knot detail. Forward of this is a console cabinet containing (2) wine coolers and tons of storage. The upholstered wall above is in Majilte suede with a Congo embossing. On each side of this (2) vertical mirrors with Fine Art sconces from the “Perspective” collection. Gloss European Cherry Wood w/Pommel Sapele Ceiling Design custom with 86” height Fresh and elegant contemporary décor Walk up aft Bar with Marble top and sink 50” TV and entertainment center Carpet /Fabrica-Patina Nouveau-color Wind Song (installed railroaded) Huge windows that allow great visibility and light.

Galley The galley has another surface we have never used before - Silestone/ Yukon. We selected this natural but man engineered stone for several reasons. We wanted the stone tops to be gleaming clean and white! The soft white tops are exquisite with the brushed stainless appliances and blond Cherry wood. Behind the Cooktop we used a Mosaic glass tile from Daltile in the color “Conch”. The floor in the galley is solid teak planks in a mat finish. There is plenty of storage, pullout pantries, (2) refrigerator drawers and a gallery style 36” refrigerator and double sinks. And of course, the galley is ready to cook in. GE Profile Refrigerator and Appliances in Stainless steel Franke Stainless Steel Sink Sub Zero Refrigerator drawers with custom blond Cherry fronts Silestone countertops in “Yukon” Mosaic Back splash over cooktop 26” Samsung TV

(3) Pantries Table with Pommel Sapele inlay

Day Head The Day Head is one of favorite areas to design. We started with an exotic rectangular vessel style black granite sink. It was combined with the 36" Luna Facet from Graff in Chrome. The wall covering is a mica chip that resembles phosphorescent fish scales and is from Phillip Jefferies. The marble floor design is a black granite and stainless steel design of a curved diamond shape that was inspired by the art work above on the wall. The art "Swimming Wolf" is a black and white Serigraph by a Salish Canadian West Coast Native artist; Carl Stromquist. "Swimming Wolf" is art that honors the wolf. The story is a large dangerous wolf was pulled into a canoe by Native Hunters. It was beyond the sight of land, and was exhausted. The wolf was brought back to the village to recuperate and there it stayed. At dawn one morning the wolf woke the entire village up with terrible howling. The wolf was warning the people about a raiding party approaching the village. The village defended itself successfully, and took on the Wolf Crest as their namesake and guardian. Sonobath black granite slab style sink Graff-Luna 36" faucet Chrome/wall mount Pearlato Suevo Marble, black granite and Stainless floor Mirror ceiling Quartz-Forbidden White -PJ

Aft Deck The aft deck is large and curvaceous. It has the weather protected crew entrance to starboard and storage and serving area to port; complete with Ice maker, refrigerator and TV with a ceiling flush mount lift. The dining chairs "Regatta" are also new and very special. They were custom made by Medallion Furniture of Miami. They have white textured woven vinyl seating with Silver Powder coated Aluminum frames. The aft deck table is solid teak and has a similar inlay that was inspired by the Wolf art. Crew Entry Curved Teak table with inlay Teak Diagonal floor TV ceiling Mount Port entertainment /Bar /sink ½ Spiral Staircase to Fly Bridge

Flybridge The Fly bridge can easily accommodate 24 in comfort. There are (2) large L shape settees and a full service bar to port with (4) bar stools. There are also (2) small cocktail table and a large dining table in the fly bridge. All (3) have the signature curved diamond inlays. The exterior fabrics were selected to complement the rest of the yacht and are in softy tones of crisp light platinum and pale mineral blue. The "sun pad" is actually under the hard top so we call it the "sunless pad". Everyone wants to lounge around outside but not necessarily get sun, so we positioned this area undercover. For those who want to sun worship we have Medallion Regatta lounge chairs aft. To the Starboard aft side there is a cooking area, built-in cooler and Subzero drawers for refrigeration. The 60" Spa tub is also in this area and has a beautiful teak bar with stools aft. (2) Forward Facing Capt./Guest benches (2) Large L shape settees Grilling Station and Subzero drawers Spa Tub "Sunless Pad"

Lower Foyer The lower foyer is a generous area that has a Pearlato marble floor with a black granite inlay with mirrored ceiling above with same design. There is a laundry pantry with a floor to ceiling pullout for cleaning supplies. Washer/Dryer Pantry Marble and Granite Inlay Mirrored ceiling with design Curved staircase with art above

Master Stateroom The Master has a very unique and hip look. The wall upholstery over the bed is done in a boxed pattern and is a high-end vinyl by Novel that looks like chinchilla. It has a deco art feel and reflects the light. We did the ceiling above in the same pattern but in an off white tone so as not to get too heavy. The nightstands on either side of the bed are hanging from the wall and have a deep frame of European Cherry with edge lighting around the mirror. There are (2) large walk-in closets and (2) 7' dressers. There is also an extraordinary amount of light pouring in downstairs through the (6) large vertical portholes. To emphasize the beautiful windows we did dual window treatments; (1) set in a burn-out sheer by JF fabrics that has a crest pattern that coordinates with the master throw pillows and a (2nd) set in RM CoCo Luminations blackout with a vertical tape on the edge. The Dual Master Baths with marble are very spacious and share a large shower on center. They have lots of storage and elegant asymmetrical marble counter tops and bath seat. The starboard bath has a built-in vanity and the port utilizes this space for a towel bin/storage unit.

Port and Starboard Guest Rooms The (2) guest rooms forward of the master are mirror images of each other and have a striking upholstery and nail head design; both on the bed frame and the headboard wall. Both have huge nightstand/dressers and full AV system. Above the nightstands are Fine Art/Quadralli Sconces that have dual shades. One is a translucent silver and under that is an opaque white. Unique Headboard and bed base nail head design Queen Berth Drawers under bed Fine Art Sconces Dual Window treatments

VIP Forward of the Galley is another King stateroom; the VIP. This room has its own fresh characteristics. The headboard has slim upholstered side rails that curve down and create a bit of an alcove effect. The wall above is tufted and upholstered on the diagonal. There is an entertainment cabinet forward with a gorgeous inlay of curved pommel Sapele. There are (2) large hanging lockers and 6 drawers at the foot of the bed. The bath has a Kohler semi recessed vessel style "Escale" sink and a slim Grohe-Essence faucet. The Pearlato Suevo ivory marble is complimented with Emperadora Grey inlays. The outboard wall over the sink is all storage with mirror fronts to maximize light. The bath has a Kohler semi recessed vessel style "Escale" sink and a slim Grohe-Essence faucet.

Crew The crew area is aft and has (2) entrances. There is a staircase from the aft deck to the crew lounge/crew galley and laundry area. There is an 8' settee and flat screen TV for time off. The galley is complete with under counter refrigerator, sink and microwave. Next to this, under the same Silestone cabinets, are front load washer dryers and a large counter top to fold on. The Captain's Stateroom has a queen bunk with drawers below and the perimeter of the room over the bed is cabinets to maximize storage space. There is also a desk, bookcase and a hanging locker. The nightstand and desk both have plenty of outlets for charging all of the mobile items we all have these days. Across the hall from the Captain are the (2) spacious Crew bunks 36" wide. There is an area also in this room for charging devices. Both crew staterooms have private baths. This crew area is really different and has a great functionality about it. That was

the goal at the onset and YIBS and Hargrave working as a team nailed it!

Lazarette The second entrance to the crew area is the electric transom door that lifts up for passage in the Utility Room. This room has black Formica countertops for industrial use. The room is full beam and has an abundance of storage space above and below the cabinets. Going forward from this area to the (2) crew cabins is a water tight door. There is also another water tight door forward of the crew lounge entering the engine room.

Mechanical Equipment 3200 Gallon Aluminum Fuel Tank 600 Gallon Stainless Steel Water Tank Fiberglass hand laid hull & stringers vacuum bagged w/foam core reinforcement Fiberglass swim platform w/ ladder 1 1/2" Stainless Steel handrail w/ 1 1/2" stanchions Stainless steel cleats (8) 3-1/2" Stainless steel shafts Aquamet 22 5 Blade bronze propellers Emergency tiller Stainless steel rudders Single layer of sound and heat insulation in Engine room bulkhead fwd, aft & ceiling Three layers of insulation master bulkhead Remote windlass operation from Pilothouse and Flybridge Hydraulic steering by Hynautic, adaptable to auto-pilot Four (4) Jabsco Engine compartment blowers Fresh water filling faucet in Engine room 220v, 110v and 60Hz Electrical System Y-Valve for dockside pump out Removable 24" wide white vinyl headliner panel system Recessed Tray ceiling in salon Cantaloupe 24v ceiling lights Large Storage areas forward deck CAT instruments at helm (Tach/Oil Pressure/Engine Temp/TransPressure/Hrs) Fresh water washdown (3) three locations - Bow / aft deck / flybridge Sea Chest Groco Seastrainers White perforated insulation panels in Engine Room 100 AMP Galvanic Isolator Rule 3700 Bilge Pump x (7) (3) Freeman Hatches Cruise Air chilled water 4 (3) ton units throughout the boat (2) 34 kW 60Hz single phase Phasor generators including gauges and hard panel sound shield (3) 120 amp Dolphin / Sentry AC/DC light transformer Watertight bulkheads in engine room Aritex S.S. Watertight Engine Room door with Hargrave name plate with backlight Naiad Stabilizers Model 302 w/ 9.0sq.ft. fins & Datum controller Double stabilizer & bow thruster backup pump on back of port & stb engine Oberdorfer fuel transfer pump 990RHN76 Reverso gear pump GP-706-24C Oil Change Pump for engine, gear box & genset Security main switch on a/c power Double Racor filters for engines Glendinning 100 amp cable master w/125' cord at transom Glendinning Controls w/ 1 remote Sea-fire Smoke and Temp alarms (10 units) Jabsco emergency crash clutch pump 18330-0000 with 4 pick up (2) Water Heaters 30 Gallons Sentry Battery Chargers-1x80Amp 24V-1x30Amp 24V-1x30Amp 12V Livos Engine Room Filters and Fan System Tide Seal Dripless shaft logs Fill-Rite 901-1.5" Flow Meter Water Drop Exhaust to generators Sea-Fire automatic fire extinguisher system FM200 Single anchor system to Maxwell VWC 4000 w/200 lb. Anchor Safety rails around twin engines Danforth Compass 5" in upper helm Headhunter TW-200 waste treatment system Electric opening Transom Door Marquipt sea stairs - 8 step 15' AB Tender w/Yamaha outboard 10 Man Life Raft Quicklift 2000lb Davit w/Rotation Sea Recovery PW 1400 gal/day Watermaker Interior European Cherry and Sapele wood Vimar Electrical switches w/ 13 Dimmer switches Sconces in main salon WDI sound proof floor in galley Pocket sliding door to access

Port and Stbd walkway from dining area Customized Ceiling Soffit in Main Salon
 Headhunter (8) heads Awl Grip finish in shower stalls (total 5) Granite floors in Day
 Head & VIP Guest Heads Marble Bathroom floor in Master Samdam K-Pro Insulation
 between VIP Wall and two Guest Cabins Majilite upholstery Whirlpool Hot Tub with FRP
 Seating On Flybridge (3) Bar Stools Hot Tub Bar Counter in F/B S/S gate between hot
 tub and F/B seat Gas BBQ Grill on F/B (2) Stainless Steel baby gates at Aft Deck Teak
 Aft Deck Chairs (5) Custom Stairway to access Aft Crew Cabins from Aft Deck with
 weather proof door Electric Aft Deck Sliding Door with Sensor and Manual control
 Locker for boarding ladder located on aft deck 2 -3/8 " oval stainless hull banding
 w/solid wood insert and 4" off set (5) 3" U-Shaped Hand Rails on Swim Platform (2) sets
 of 13" L-shaped cleats at Swim Platform Stainless Steel corner Hawse pipe with rollers &
 cleat at Port & Stbd side of Aft Deck Enlarged Aft Deck hawsers openings with rollers
 (2) Aft Spring, recess in wide body Spur cutters on shafts

Appliances GE White Washer and Dryer x2 U-LINE S/S Fridge in Crew Quarters, Aft
 Deck and Flybridge GE White Microwave in Crew Quarters GE Profile S/S Fridge in Galley
 Sub-Zero w/o Cherry Panel Fridge in Galley GE Profile Black Cooktop with Profile S/S
 Oven in Galley GE Profile S/S Microwave in Galley GE Black Disposal in Galley VIGO
 Chrome Faucet in Galley GE Profile S/S Trash Compactor in Galley GE Black Ice Maker in
 Galley and Main Salon (2) U-LINE Black Wine Coolers in Main Salon GE S/S Ice Maker at
 Aft Deck Std. GE S/S Ice Maker for Wet Bar in Flybridge (2) EDGESTAR Freezers on
 Flybridge

Navigation and Electronics Furuno NAV3D black box processor @Pilot House
 Furuno NAV 3D 12KW, 6' Array 72n.m.mounted @ hard top Furuno RD33 NMEA
 Repeater Color nmea repeater display @ upper and lower helm Furuno NAV 3D
 HUB101 Interswitch 3d Furuno Navpilot 700 @ lower helm Furuno Navpilot 700 3.6"
 2nd Station 2nd station control 3.6" screen @upperhelm Masters M17-4IP/Dlcd monitor
 17" @ Pilot House Furuno NAV3D 12" MFD Display 12.1" color display, Mounted @
 upper helm Furuno FM 4000 Remote MIC 2nd station mic mounted @ upper and lower
 helm Newmar Hailer Horn 60/40 40 watt, 60 peak mounted @ hard top Concord Dome
 Camera, day/night mounted @ flybridge side Furuno GP 33 WAAS Color GPS 4.3" lcd
 ACR RCL 100D 24VDC Spotlight Mounted @ Pilot House Nobeltec Trident. Trident time
 zero, NOAA and vector charts KVH FB150 SAT Phone Inmarsat fleet 150 sat phone
 Concord Wireless N Access Router n protocol wifi router Panasonic PH T-7731-B Spkr
 Phone black, 24 button 1 line

Audio & Visual Equipment KVH2011 Tracvision HD7 USA KVH2011 Tracvision M7
 Empty Dome mounted @ mast JL Audio Marine Speaker - 7" speakers 100w mounted
 @ flybridge overhead Fusion IPOD AM/FM Color mounted @ flybridge helm FUSION
 700 series wired remote mounted @ flybridge aft deck JL AUDIO MARINE SPEAKER-
 WHITE 7" speakers 100w mounted @ flybridge JL Audio Marine Speaker- 7" speakers
 100w mounted @ bow seating 1JL Audio Marine Speaker-mounted @ aft deck WP
 controller & gateway RTI U2 Waterproof System mounted @ aft deck 46" led 1080p
 Samsung mounted @ aft deck Motorized 46" fold up tv lift mounted @ aft deck 55" led

1080p Samsung mounted @ salon DENON AVR-3313CI mounted @ salon Blu ray player Samsung mounted @ salon Concord Wireless N Access wifi router, multi port, mounted @ salon IPAD mounted @ salon for ipad control Sonance mounted @ salon, for aft deck, bow, ph, dining Phillips 26" LED Backlite LCD TV Mounted @ galley 26" led Samsung mounted @ fwd vip Samsung 32" 1080p led-lcd hdtv Mounted @ port and starboard guest Samsung 40"led 1080p mounted @ master Sonance IPOD Dock and ir remote mounted @ master Samsung Item blu ray player 3d wifi mounted @ master Denon 7.2ch av receiver mounted @ master Universal controller mounted @ master Toshiba 19 inch LCD TV/DVD with tuner, speakers, and dvd mounted @ captain's cabin 9.5" overhead monitor dvd combo tv tuner Mounted @ crew aft Samsung led 4003 series mounted @ crew galley

Owner's personal effects are not included. A detailed list is available prior to any written offer.






Exclusions

Owner's personal belongings.


Disclaimer

The Company offers the details of this vessel or yacht in good faith but cannot guarantee or warrant the accuracy of this information nor warrant the condition of the vessel. A buyer should instruct his representatives, agents, or his surveyors, to investigate such details as the buyer desires validated. This vessel or yacht is offered subject to prior sale, price change, or withdrawal without notice.

PHOTOS







CONTACTS

Andrey Shestakov, leading yacht broker of the sales department of Shestakov Yacht Sales Inc. Shestakov Yacht Sales Inc., the official representative of the Miami/Fort Lauderdale FL headquarters.

Contact details

Email: **andrey@shestakovyachtsales.com**

Web: shestakovyachtsales.com/en/

Telephones

USA: **+1(954)274-4435**

Office hours

Monday – Saturday: **9:00 - 21:00** EDT

Sunday: **closed**

Address



Harbour Towne Marina, 850 NE 3rd St, STE 213, Dania, FL 33004