

SEA DUCED — SEA RAY



Builder: SEA RAY

Year Built: 2010

Model: Cruiser

Price: PRICE ON APPLICATION

Location: United States

LOA: 54' 0" (16.46m)

Beam: 15' 3" (4.65m)

Max Draft: 4' 2" (1.27m)

Our experienced yacht broker, Andrey Shestakov, will help you choose and buy a yacht that best suits your needs **SEA DUCED — SEA RAY** from **our catalogue**. Presently, at **Shestakov Yacht Sales Inc.**, we have a wide variety of yachts available on **our sale's list**. We also work in close contact with all the big **yacht manufacturers** from all over the world.

If you would like to buy a yacht **SEA DUCED — SEA RAY** or would like help answering any questions concerning purchasing, selling or chartering a yacht, please call **+1(954)274-4435**

TABLE OF CONTENTS

TABLE OF CONTENTS	2
SPECIFICATIONS	6
Overview	6
Basic Information	6
Dimensions	6
Speed, Capacities and Weight	6
Accommodations	6
Hull and Deck Information	6
Engine Information	7
DETAILED INFORMATION	8
54' Sea Ray 540 Sundancer SEA DUCED	8
STEPPING INSIDE	8
BROKERS REMARKS	9
CANVAS (SUNBRELLA)	9
COCKPIT FEATURES	9
CONTROL STATION	10
SALON	11
GALLEY	11
CABIN FEATURES	11
FULL-BEAM MASTER STATEROOM	12
MASTER HEAD/SHOWER	12
FORWARD STATEROOM	13
FORWARD HEAD/SHOWER	13
HULL & DECK FEATURES	13
ENGINE ROOM	14
PROPULSION	14
GENERATOR	14
FUEL SYSTEM	14

ELECTRICAL SYSTEMS	15
ELECTRONICS	15
UNDERWATER GEAR	15
WASTE SYSTEMS	15
WATER SYSTEM	16
WINDLASS SYSTEM	16
AIR CONDITIONING/HEATING	16
CERTIFICATIONS	16
Exclusions	16
Disclaimer	16
PHOTOS	17
Foredeck	17
Foredeck	17
Stern	17
Swim Platform	17
Starboard Bow	17
Bow	17
Port Bow	17
Transom	17
Transom	18
Cockpit	18
Cockpit	18
Cockpit	18
Helm Seats	18
Helm Seats	18
Helm	18
Helm	18
Helm Controls	19
Helm Controls	19

Lighting Overhead of Helm	19
Helm Electronics	19
Helm Electronics	19
Helm Seats	19
Helm Seats	19
Cockpit Seating	19
Helm Cover	20
Cockpit Deck	20
Cockpit Deck	20
Cockpit Seating	20
Cockpit Seating	20
Cockpit Table	20
Cockpit Seating	20
Stairs to Salon	20
Electric Panel	21
Electric Panel	21
Stairs to Salon	21
Stairs to Salon with Step Lighting	21
Salon & Galley	21
Salon & Galley	21
Galley	21
Lighting Overhead in Salon	21
Salon	22
Salon	22
Salon Facing Aft	22
Salon Facing Aft	22
Master Stateroom	22
Master Stateroom	22
Master Stateroom	22

Master Stateroom	22
Master Bathroom	23
Master Bathroom	23
Forward Stateroom	23
Forward Stateroom	23
Forward Bathroom	23
CONTACTS	24
Contact details	24
Telephones	24
Office hours	24
Address	24

SPECIFICATIONS

Overview

Basic Information

Category: Cruiser

Sub Category: Express

Model Year: 2010

Year Built: 2010

Country: United States

Dimensions

LOA: 54' 0" (16.46m)

Beam: 15' 3" (4.65m)

Max Draft: 4' 2" (1.27m)

Speed, Capacities and Weight

Displacement: 50000 Pounds

Water Capacity: 150 Gallons

Holding Tank: 68 Gallons

Fuel Capacity: 600 Gallons

Accommodations

Total Cabins: 2

Total Heads: 2

Hull and Deck Information

Hull Material: Fiberglass

Engine Information

Engines: 2

Manufacturer: Cummins

Model: QSC-8.3L-600 with ZEUS
DRIVES/PODS

Engine Type: Inboard

Fuel Type: Diesel

DETAILED INFORMATION

54' Sea Ray 540 Sundancer SEA DUCED

TRADES WILL BE CONSIDERED Zeus Drives with skyhook Hydraulic swim platform lift Full teak cockpit Sat TV Salon wood floor Open check book owners Kept undercover Sea Ray made sure the 54' Sea Ray 540 Sundancer SEA DUCED is smartly styled in a modern manner, with elegant flowing lines and plenty of window glass. Access to the vessel is via an integrated swim step, complete with a concealed stainless steel swim ladder, perfectly positioned so that it's a safe, easy step from most docks. This is important if small children or aging parents are part of the crew. The helm station is a couple of steps up and forward from the swim step and fully open aft. This means there is easy access to, and superb visibility from, the double helm seats. The 540 has redefined what the aft end of a large express yacht should look like for boating families who are heavily involved in watersports. The swim step and cockpit soles are nonskid teak for extra grip, once again taking into account that watersports are sure to get the deck wet. A fiberglass hardtop, with a retractable sunroof and overhead lighting, protects the helm station. The overhead lighting comes with an electronic dimming system, to set the mood when appropriate. In the cockpit is a wet bar with a sink, a faucet and solid countertops, plus an excellent sound system with a satellite radio and an antenna. A well-finished wood table allows for plenty of dining space in the cockpit or provides a suitable setup for a veritable buffet. The cockpit is also equipped with an aft sunpad and a comfortable lounge starboard of the helm chairs. To ensure plenty of sun-worshipping space, the foredeck comes with a standard sunpad, the base of which can be adjusted to a sitting position. It also includes built-in rails and drink holders.

STEPPING INSIDE

The door to the vessel's interior is to port of the helm station. The galley and salon, which are open to each other, are flooded with natural light through overhead hatches and built-in hull windows. A stone galley countertop forward and along the port side is longer than similar countertops on larger vessels. It contains a stainless sink with a modern single-lever control and a pull-out spray faucet. The sink cutout is fully finished and drops flush into the sink, creating a solid, level, full-length counter, useful for preparing a large meal or laying out a buffet for 10. The galley has plenty of cupboard and drawer storage, and all the drawers are self-closing. There is an under-counter refrigerator and freezer and a microwave/convection oven, a two-burner stove, a power vent and plenty of storage. The salon contains a home-style theater sound system, a 32-inch flat-screen TV and an L-shaped sofa that converts to a berth. All interior flooring is wood. The master stateroom, aft and under the helm station, features a comfortable queen bed and a washer/dryer in a closet. The en suite head is complete with an electric toilet, a separate shower stall and a vanity. There's plenty of

storage, a cedar-lined locker and a power vent. The stateroom is also well set up with robe hooks, dedicated toiletry shelves and grabrails. The forward stateroom is home to an island queen bed, a good sound system, an LCD flat-screen TV, a cedar-lined hanging locker and plenty of storage. The head contains an electric toilet, a separate shower stall and a medicine cabinet. Overall, the interior of this 540 Sea Ray Sundancer “SEA DUCED” is well thought out, modern in style and color, and contains first-class equipment and fittings. It has excellent creature comforts and the convenient touches one would expect in an express style vessel. **Performance** The 540 is powered by twin Cummins MerCruiser QSC 8.3 L 600 diesels — spinning Zeus pod drives. Engines come up quickly and easily from a cold start, with no smoke or rattle. The vessel can move away from the dock easily with the help of the joystick control. The vessel is not equipped with either a bow or stern thruster, but the computer-controlled pod drives make them unnecessary. The vessel’s control is precise in all maneuvering situations. Vessel will idle about 700 rpm, and throws no discernible wake. The low-wake feature is useful when navigating in waters with speed restrictions. Where the 540 really shines is in its handling. The solid glass hull has a 21-degree deadrise at the transom. The original Ray Hunt deep-V had a 22-degree deadrise, so the new 540 is, for all intents and purposes, a deep-V. Due to that configuration, the vessel will handle rough water with ease. The 540 handles sharp turns very well. It handles more like a small sportboat than a larger express, responding smartly to all command inputs. Part of the reason for that is the excellent match between engine and drive.

BROKERS REMARKS

This 540 Sea Ray Sundancer “SEA DUCED” is an excellent boat. It is well finished and has a well-matched hull and drive-train. It is fast and highly maneuverable, and it sops up rough water better than most other vessels of its size and configuration. There is plenty of naturally lit space inside, and storage is not lacking. All surfaces are easy to clean, and ventilation is adequate. If you are a boater is looking for a fast, well-behaved vessel capable of rough-water operation when required, yet designed and built with a family in mind then “SEA DUCED” is a “must-see!!”

CANVAS (SUNBRELLA)

- Aft Curtain w/Stratoglass Window
- Windshield Shades

COCKPIT FEATURES

- Beverage Holders (11)
- Carpet Liner, Snap-In - Cockpit

- Door, Cabin Entry w/Color-Matched Frame & Tempered/Tinted Glass (Sliding & Lockable w/Screen)
- Door, Transom - Acrylic w/Stainless- Steel Frame
- Floor Liner, Self-Bailing Fiberglass w/Gas-Assisted Engine Room Service Hatch
- Handrails, 316 Stainless Steel
- Hardtop, Fiberglass w/Retractable Sunroof, Overhead Lighting & Electronic Dimmer
- Icemaker, 120V
- Lighting, 24V LED
- Outlet, 120V GFI Protected
- Outlet, 24V Accessory
- Outlet, Cable TV
- Seating, Aft - L-Shaped w/Fiberglass Storage Bases & Hinged Cushions
- Seating, Helm (2) w/Armrests, Reclining Backrests, Teak Footrests, Heavy-Duty Adjustable Pedestals & Pivoting Fiberglass Base
- Seating, Starboard Lounger - Forward
- Ship's Bell
- Steps, Boarding (Molded-In) - Starboard
- Steps, Molded Deck Access (From Transom)
- Stereo, Sony - 12V AM/FM: - Single CD Player - Sirius Satellite Receiver w/Antenna - iPod Interface w/Docking Station - MP3 Port - Amplifier, Subwoofer, Speakers (4) - Digital Cockpit Remote Control
- Storage, Side Panel - Port Cockpit
- Sun Pad, Aft Cockpit Conversion w/Upper & Lower Storage Below
- Table, Cockpit - Fiberglass
- Wet Bar w/Fiberglass Sink, Faucet, Stainless-Steel Handrail, Solid-Surface Countertop, Trash Receptacle w/Trash Chute & Carry-On Cooler - Starboard

CONTROL STATION

- Battery Parallel Switch - Engines
- Compass, Dash
- Dash, Gel Coated
- Fuel Gauges (2)
- Horn, Air - 24V
- Instrument Panels - High-Gloss
- Joystick Control, Zeus
- Outlet, DC
- SmartCraft Digital Throttle & Shift (DTS)
- SmartCraft VesselView Display (2): - Propulsion: Engine Hour Meters, Engine Status, Performance & Fuel, Peak Performance, Boost Pressure (Optional), Troll Control & Cruise Control - Vessel: Vessel Status, Tank Status, Steering Position & Generator Data -- Environment & Navigation: GPS Interface, Depth & Water

Temperature, Depth Alerts, Trip Log Information, Fuel to Waypoint Data & Navigation Data - Active Alarms/Details - Alarm History/Details

- Spotlight w/Dual Halogen Bulbs - Remote Controlled (ACR)
- Steering, Power Assisted w/Leather Wrapped Isotta Tilt Wheel
- Switch Panels, Backlit - High-Gloss
- Switches, Illuminated Weatherproof Rockers & Electronic Dimmer Control

SALON

- Entertainment Center: - Bose Lifestyle 48, 5.1-Channel Home Theater System Includes: Bose Media Center (Interfaced w/Sirius Satellite Receiver), Jewel Cube Speakers (4), Horizontal Center Channel Speaker & Acoustimass Module - TV, 32" Flatscreen LCD HDTV
- Flooring - Wood
- Seating, Sofa (Ultraleather) w/Pullout Bed - Starboard
- Steps, Entryway - Teak w/Stainless-Steel Handrail
- Storage, Gunwale Cabinets
- Table, Convertable Dining/Coffee (Movable) w/High-Gloss Wood Surface & Storage Below
- Wainscotting, Forward Salon Bulkhead

GALLEY

- Coffeemaker, 120V
- Countertop, Solid Surface w/Stainless-Steel Sink, Single-Lever Faucet w/Pullout Spray Head & Solid-Surface Sink Cover
- Flooring, Wood
- Freezer, Under Counter - 120V
- Microwave/Convection Oven w/Stainless-Steel Face - 120V
- Power Vent, 24V
- Refrigerator, Under Counter - 120V
- Storage, Cabinets - Upper & Lower
- Storage, Drawers w/Cutlery Insert
- Stove - Two Burner w/Pop-Up Cookware Retainers
- Trash Receptacle

CABIN FEATURES

- Blinds, Dark Wood
- Carbon Monoxide Monitors
- Carpet Runners, Interior (Sunbrella)

- Carpet, 55-Ounce 100% Stainmaster BCF Nylon w/Dupont Advanced Teflon Repel System
- Doors, High-Gloss Solid Wood
- Handrails, Stainless Steel
- Lighting, 120V LED
- Lighting, 24V Indirect LED
- Lighting, 24V LED
- Outlet & Switch Plates - Polished Chrome Finish
- Outlet, 24V Accessory
- Outlets, 120V GFI Protected
- Outlets, Phone
- Pillows, Accent
- Storage, In-Floor
- Wood Interior Finish - Cherry

FULL-BEAM MASTER STATEROOM

- Bed, Queen-Size w/Innerspring Mattress, Pillows, Sheets, Coordinated Spread, Drawers & Storage Below
- Entertainment Center: - Bose Lifestyle 321, 2.1-Channel Home Entertainment System Includes: Bose Media Center, Gemstone Speaker Arrays (2) & Acoustimass Module - TV, 32" Flatscreen LCD
- Mirror, Large - Trimmed - Aft Bulkhead
- Storage Cabinet w/Shelves

MASTER HEAD/SHOWER

- Bath Accessories - Towel Rings (2), Bathroom Tissue Holder, Soap Dish & Robe Hooks (3)
- Blinds
- Door, Privacy (Access to Stateroom)
- Flooring, Tile - Shower & Head
- Handrails, Stainless Steel
- Hanging Locker, Cedar Lined w/Drawer Storage Below
- Head, (VacuFlush®) - Electric
- Mirror, Full Length
- Power Vent, 24V
- Shower w/Teak Seat, Adjustable Shower Wand & Acrylic Door
- Storage, Shelves - Dedicated Toiletry
- Vanity w/Solid-Surface Countertop, Tile Backsplash, Undermount Sink w/Faucet & Storage Below w/Trash Receptacle

FORWARD STATEROOM

- Bed, Queen-Size Island Style w/Innerspring Mattress, Pillows, Sheets & Coordinated Spread w/Storage Below
- Entertainment Center: - Bose Direct Reflecting Cube Speakers (2), Acoustimass Module & SA-3 Amplifier - TV, 19" Flatscreen LCD - DVD Player
- Flooring, Wood
- Hanging Locker, Cedar Lined w/Shoji Doors
- Shades, Roman
- Storage, Gunwale Shelves

FORWARD HEAD/SHOWER

- Bath Accessories - Towel Bar, Bathroom Tissue Holder, Soap Dish & Robe Hook
- Flooring, Tile
- Handrails, Stainless Steel
- Head, (VacuFlush) - Electric
- Power Vent, 24V
- Shower w/Teak Seat, Adjustable Shower Wand & Acrylic Door
- Storage, Medicine Cabinet - Mirrored
- Towels - Sea Ray
- Vanity w/Solid-Surface Countertop, Tile Backsplash, Undermount Sink w/Faucet & Storage Below w/Trash Receptacle

HULL & DECK FEATURES

- Bottom Paint - (white hulls only)
- Bow Rail, 316 Stainless Steel w/Welded Stanchions, Intermediate Rails & Life Lines
- Cleats, Custom Sea Ray Thru-Bolted Bollard Style - Stainless Steel (8)
- Deck Fill Plates, Stainless Steel
- Deck Rails, 316 Stainless Steel
- Gel Coat - Arctic White
- Graphics, Striping
- Handrails, 316 Stainless Steel
- Hatch, Deck Vent - Translucent w/Locks & Sky Screen Cover (Trapezoid)
- Hull Windows, Custom, Molded-in w/Opening Portlights - Salon, Galley & Aft Head
- Lights, Navigation
- Portlights, Stainless Steel (2 Opening, 4 Fixed)
- Resin, High-Performance Vinylester
- Rub Rail, PVC w/Stainless-Steel Insert
- Skylight, Flush Mount w/Retractable Sunshade - Salon
- Stringer System, Fiberglass

- Sun Pad, Forward Deck w/Adjustable Backrests, Cover & Built-In Drink Holders
- Swim Platform, Extended w/Concealed Stainless-Steel Four-Step Swim Ladder
- Thru-Hull Fittings, Stainless Steel
- Vent System, Engine Room w/Stainless-Steel Grills
- Windshield Washer System
- Windshield Wipers, 24V
- Windshield, Tempered/Tinted Curved Glass w/Electric Front Vent & Side Windows

ENGINE ROOM

- Bilge Pumps, 24V Automatic (2)
- Bilge Pumps, 24V Automatic High Water (1 Bilge, 1 Cabin)
- Blowers, 24V Bilge (2)
- Engine Drip Sumps
- Exhaust w/Lift System Mufflers
- Fire Suppression System - Automatic w/Diesel Shutdown, Override & Manual Pull
- Gel-Coated Engine Room
- Insulation, Engine Room - 2" w/Loaded Vinyl Barrier
- Ladder, Stainless Steel - Removable
- Lighting, 24V
- Oil Changer System - Engines & Generator

PROPULSION

- Cummins QSC 8.3L-600's with Zeus Drives/Pods 724 Hours

GENERATOR

- 21.5 kW Onan Diesel (240V/60 Cycle) w/Sound Shield, Remote Start, Muffler, Closed Cooling, Fuel Filter, Seacock & Seawater Strainer

FUEL SYSTEM

- Diesel Fuel System - Electric w/Transfer Pump
- Fuel Filters, (3) Racor - (2) 75-900MAX (Dual) for Engines, (1) 500MAX for Generator
- Fuel Lines, USCG - Type A-1
- Fuel Tanks, Aluminum w/Manual Shutoff Valves

ELECTRICAL SYSTEMS

- Batteries, 8-D w/Boxes (4)
- Battery Charger Overcurrent Protection
- Battery Charger/Converter, 240V/50 Amp/24V
- Battery Equalizer, 65 Amp (2)
- Battery Solenoid Switches, 12V (2) & 24V (3)
- Cable Television System w/Inlet (Includes Phone Inlet & Phone Shore Cord), TV Shore Cord, Coax Outlets, Gain Control & Antenna
- Panel, Circuit Breaker - Remote
- Panel, DC Main Breaker
- Panel, Main Distribution - AC
- Shore Power, Cablemaster (Glendinning), 240V/50 Amp w/75' Cord & Wireless Remote (Cablemaster N/A w/220V/50 Cycle Shore Power)
- Shore Power, Secondary - 50 Amp/120V/60-Cycle w/75' Cord
- Transformer, Shore Power Isolation - 120V/50 Amp, 240V/50 Amp
- Wiring, Color-Coded w/Chafe Protection

ELECTRONICS

- Electronics Circuit, 50 Amp/24V
- Hailer Horn - Raymarine 220
- Raymarine - 12.1" Color LCD GPS/Chartplotter - Auxiliary Display
- Raymarine - 12.1" Color LCD Radar/GPS/Chartplotter w/Integrated 4-kW HD Open Array Scanner - Primary Display
- VHF Radio w/Remote Speaker & 8' Fiberglass Antenna

UNDERWATER GEAR

- Trim Tabs, Hydraulic
- Zeus Drives

WASTE SYSTEMS

- Central Drain System
- Head System (VacuFlush) - Electric
- Holding Tank Level Indicators - MDP & Heads
- Holding Tank w/Dockside Pump-Out (68 Gallon)
- Sump Box w/Automatic Pump & Hinged Service Lid

WATER SYSTEM

- Freshwater Washdown Spigots w/Hoses - Transom, Engine Room & Anchor Locker
- Pressure Water System w/24V Pump & Charcoal Filtration System
- Shower, Cockpit - Single-Lever Hot & Cold w/Stainless-Steel Door, Braided Hose & Ergonomic Shower Wand
- Water Heater, 240V (20 Gallon)
- Water Inlet, Dockside
- Water Manifold System

WINDLASS SYSTEM

- Anchor Chute, Stainless Steel
- Anchor Rope/Chain Storage w/Gas-Assisted Hatches
- Anchor, Galvanized
- Windlass, Rope/Chain w/Foot Switches

AIR CONDITIONING/HEATING

- Zone-Controlled Reverse-Cycle System, 240V (32,000 BTU) - Cockpit
- Zone-Controlled Reverse-Cycle System, 240V (32,000 BTU) w/Custom Integral Vent System - Cabin

CERTIFICATIONS

- Meets Applicable USCG & ABYC Standards
- NMMA Yacht Certification

Exclusions


Owner's personal belongings.

Disclaimer


The Company offers the details of this vessel or yacht in good faith but cannot guarantee or warrant the accuracy of this information nor warrant the condition of the vessel. A buyer should instruct his representatives, agents, or his surveyors, to investigate such details as the buyer desires validated. This vessel or yacht is offered subject to prior sale, price change, or withdrawal without notice.

PHOTOS


Foredeck




Foredeck




Stern




Swim Platform




Starboard Bow



Bow



Port Bow



Transom



Transom



Cockpit



Cockpit



Cockpit



Helm Seats



Helm Seats



Helm




Helm



Helm Controls




Helm Controls



Lighting Overhead of Helm




Helm Electronics



Helm Electronics




Helm Seats



Helm Seats



Cockpit Seating




Helm Cover




Cockpit Deck




Cockpit Deck




Cockpit Seating




Cockpit Seating




Cockpit Table



Cockpit Seating




Stairs to Salon



Electric Panel




Electric Panel



Stairs to Salon




Stairs to Salon with Step Lighting



Salon & Galley



Salon & Galley



Galley




Lighting Overhead in Salon



Salon



Salon



Salon Facing Aft




Salon Facing Aft




Master Stateroom




Master Stateroom



Master Stateroom



Master Stateroom



Master Bathroom



Master Bathroom




Forward Stateroom



Forward Stateroom



Forward Bathroom



CONTACTS

Andrey Shestakov, leading yacht broker of the sales department of Shestakov Yacht Sales Inc. Shestakov Yacht Sales Inc., the official representative of the Miami/Fort Lauderdale FL headquarters.

Contact details

Email: **andrey@shestakovyachtsales.com**

Web: shestakovyachtsales.com/en/

Telephones

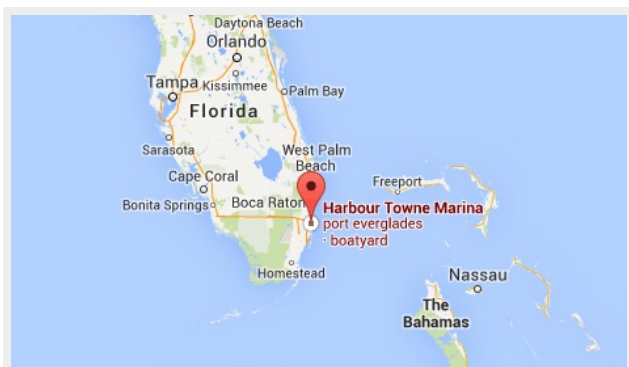
USA: **+1(954)274-4435**

Office hours

Monday – Saturday: **9:00 - 21:00** EDT

Sunday: **closed**

Address



Harbour Towne Marina, 850 NE 3rd St, STE 213, Dania, FL 33004