

BENE-FITS — BENETEAU



Builder: BENETEAU

Year Built: 2006

Model: Trawler

Price: PRICE ON APPLICATION

Location: United States

LOA: 42' 0" (12.80m)

Beam: 13' 11" (4.24m)

Min Draft: 3' 5" (1.04m)

Max Draft: 3' 5" (1.04m)

Cruise Speed: 20 Kts. (23 MPH)

Max Speed: 25 Kts. (29 MPH)

Our experienced yacht broker, Andrey Shestakov, will help you choose and buy a yacht that best suits your needs **BENE-FITS — BENETEAU** from **our catalogue**. Presently, at **Shestakov Yacht Sales Inc.**, we have a wide variety of yachts available on **our sale's list**. We also work in close contact with all the big **yacht manufacturers** from all over the world.

If you would like to buy a yacht **BENE-FITS — BENETEAU** or would like help answering any questions concerning purchasing, selling or chartering a yacht, please call **+1(954)274-4435**

TABLE OF CONTENTS

TABLE OF CONTENTS	2
SPECIFICATIONS	5
Overview	5
Basic Information	5
Dimensions	5
Speed, Capacities and Weight	6
Accommodations	6
Hull and Deck Information	6
Engine Information	6
DETAILED INFORMATION	7
42' Beneteau Swift Trawler Walkthrough	7
42' Beneteau Swift Trawler Accommodations	7
42' Beneteau Swift Trawler Salon	7
42' Beneteau Swift Trawler Galley	7
42' Beneteau Swift Trawler Helm	7
42' Beneteau Swift Trawler Flybridge	8
42' Beneteau Swift Trawler Electronics	8
42' Beneteau Swift Trawler Plumbing	8
42' Beneteau Swift Trawler Engine/ Mechanical Equipment	8
42' Beneteau Swift Trawler Electrical System	9
42' Beneteau Swift Trawler More Upgrades	9
42' Beneteau Swift Trawler Disclaimer	9
Exclusions	10
Disclaimer	10
PHOTOS	11
42' Beneteau Swift Trawler port aft profile	11
42' Beneteau Swift Trawler anchor windlass	11
42' Beneteau Swift Trawler port side deck	11

42' Beneteau Swift Trawler foredeck	11
42' Beneteau Swift Trawler port side door	11
42' Beneteau Swift Trawler starboard side deck	11
42' Beneteau Swift Trawler starboard side	12
42' Beneteau Swift Trawler flybridge forward photo1	12
42' Beneteau Swift Trawler flybridge forward photo2	12
42' Beneteau Swift Trawler flybridge helm	12
42' Beneteau Swift Trawler flybridge helm seat	12
42' Beneteau Swift Trawler flybridge settee and table	12
42' Beneteau Swift Trawler flybridge sink	13
42' Beneteau Swift Trawler bimini	13
42' Beneteau Swift Trawler flybridge access	13
42' Beneteau Swift Trawler cockpit	13
42' Beneteau Swift Trawler cockpit storage	13
42' Beneteau Swift Trawler cockpit storage 2	13
42' Beneteau Swift Trawler flybridge stairs	14
42' Beneteau Swift Trawler salon sliding door	14
42' Beneteau Swift Trawler shore power	14
42' Beneteau Swift Trawler swim platform	14
42' Beneteau Swift Trawler full interior	14
42' Beneteau Swift Trawler salon forward	14
42' Beneteau Swift Trawler settee and table	15
42' Beneteau Swift Trawler salon TV	15
42' Beneteau Swift Trawler microwave	15
42' Beneteau Swift Trawler galley	15
42' Beneteau Swift Trawler double sink	15
42' Beneteau Swift Trawler cooktop	15
42' Beneteau Swift Trawler lower helm photo1	16
42' Beneteau Swift Trawler lower helm photo2	16

42' Beneteau Swift Trawler stateroom access	16
42' Beneteau Swift Trawler master stateroom photo1	16
42' Swift Trawler master stateroom photo2	16
42' Beneteau Swift Trawler guest stateroom photo1	16
42' Beneteau Swift Trawler guest stateroom photo2	17
42' Beneteau Swift Trawler head	17
42' Beneteau Swift Trawler engine room	17
42' Beneteau Swift Trawler main engine	17
42' Beneteau Swift Trawler Generator	17
42' Beneteau Swift Trawler battery charger	17
CONTACTS	18
Contact details	18
Telephones	18
Office hours	18
Address	18

SPECIFICATIONS

Overview

\$27,000.00 in upgrades and maintenance in 2016

Bene-Fits is a 2006 Beneteau Swift Trawler 42 and one of the finest examples of this extremely popular Beneteau trawler, there is a survey from 2016 along with \$27,000 in upgrades and maintenance in 2016. She has upper and lower helms, bowthruster, bottom paint in 2016 along with full engine and generator service, new cooktop, convection microwave.

Basic Information

Category: Trawler

Sub Category: Sedan

Model Year: 2006

Year Built: 2006

Country: United States

Fly Bridge: Yes

Cockpit: Yes

Dimensions

LOA: 42' 0" (12.80m)

LWL: 37' 5" (11.40m)

LOD: 42' 0" (12.80m)

Beam: 13' 11" (4.24m)

Min Draft: 3' 5" (1.04m)

Max Draft: 3' 5" (1.04m)

Clearance: 26' 0" (7.92m)

Speed, Capacities and Weight

Cruise Speed: 20 Kts. (23 MPH)

Cruise Speed Range: 2900

Max Speed: 25 Kts. (29 MPH)

Displacement: 22000 Pounds

Water Capacity: 85 Gallons

Holding Tank: 24 Gallons

Fuel Capacity: 190 Gallons

Accommodations

Total Cabins: 2

Total Berths: 2

Total Heads: 2

Hull and Deck Information

Hull Material: Fiberglass

Deck Material: Composite Fiberglass

Hull Configuration: Modified V-Hull

Hull Finish: Plastic

Engine Information

Engines: 2

Manufacturer: Yanmar

Model: 6LYA-STP

Engine Type: Inboard

Fuel Type: Diesel

DETAILED INFORMATION

42' Beneteau Swift Trawler Walkthrough

Step from the swim platform onto the teak cockpit, there is ample storage under the cockpit floor and generator location. Walk to port or starboard along wide side decks to the foredeck. You can step up to the flybridge or enter the salon through the sliding glass doors. Inside the spacious salon you find a settee and large table to starboard with TV and storage to port. Going forward to the helm station, access doors to port and starboard, the galley is to port. Step down to the guest stateroom to starboard and sink with shower to port, walk further to the large master stateroom with walk around bed. Engine room access is via salon with large hatch.

42' Beneteau Swift Trawler Accommodations

BeneFits offers a queen size forward master stateroom, ample storage the stateroom is enhanced by natural light. Custom 11" memory foam mattress 2016

To starboard is the guest stateroom with double bed

42' Beneteau Swift Trawler Salon

The salon offers a settee and table to starboard, new cushions in 2016, flat screen TV to port, microwave is mounted in cupboard. A/C replaced in 2015, Satellite and cable wiring in salon.

42' Beneteau Swift Trawler Galley

The galley is located forward of the salon:

- Electric cooktop, Force 10, 3 burner glass top 2016
- GE convection microwave 2016
- Full size fridge freezer 2016
- Double stainless steel sink
- Storage cabinets and drawers

42' Beneteau Swift Trawler Helm

The lower helm is forward of the salon to starboard offering a full helm with side deck door. Controls for bow thruster, elections screens from Raymarine.

The upper helm is located on the flybridge with full controls

42' Beneteau Swift Trawler Flybridge

The flybridge is accessed from the cockpit via the stainless steel and teak tread stairs with a large hatch. There is a Bimini covering the flybridge with seating and table to port, sink to starboard. large dinghy storage or seating area aft, lifting mast and boom, helm seat with full engine, bow thruster and electronic controls.

42' Beneteau Swift Trawler Electronics

Bene-Fits has many upgrades and updated electronics including:

- ICOM IC-M402 VHF
- Raymarine E120 GPS
- Raymarine E120/E80 Radar display at helm and flybridge
- Raymarine ST6002 Auto Pilot with display at helm and flybridge
- Raymarine depth sounder
- Trac Vision satellite TV3

42' Beneteau Swift Trawler Plumbing

Plumbing upgrades:

- Water Heater replaced with 11 gal Isotemp 2016
- Whole boat water filtration system installed, 3MRV/Marine WV-B3
- Freshwater hose replacement through boat

42' Beneteau Swift Trawler Engine/ Mechanical Equipment

Bene-Fits is powered by twin Yanmar 6LYA-STP 370hp engines (engines serviced 6/16) with approximately 497hrs

- Fresh water heat exchanger cooled
- ZF80 A-2.8 Gearboxes
- 2 1/2" Fiberglass/Bronze shaft logs with Tides dripless seals
- Racor fuel filters for each engine
- Onan 11.5KW generator (serviced 6/16)
- Shaft seals replaced 6/16
- All Fireboy systems inspected 6/16
- New (2016) 11gal water heater
- Salon A/C replaced 2016

42' Beneteau Swift Trawler Electrical System

BENE FITS has had many upgrades to her electrical system:

- Installed dual outlets on flybridge
- Replaced one 30amp shore connection with 50amp along with new breaker panel. Boat now has 30amp and 50amp shore power
- Installed additional dual outlet in salon

42' Beneteau Swift Trawler More Upgrades

BENE FITS has many recent upgrades which set her apart from other boats on the market.

- Bottom paint 2016
- Bimini replaced 2016
- new house batteries 2016
- Re-Upholstered salon cushions with Dexter's Canvas 2016

42' Beneteau Swift Trawler Disclaimer

The Company offers the details of this vessel in good faith but cannot guarantee or

warrant the accuracy of this information nor warrant the condition of the vessel. A buyer should instruct his agents, or his surveyors, to investigate such details as the buyer desires validated. This vessel is offered subject to prior sale, price change, or withdrawal without notice.

Exclusions


Owner's personal belongings.

Disclaimer


The Company offers the details of this vessel or yacht in good faith but cannot guarantee or warrant the accuracy of this information nor warrant the condition of the vessel. A buyer should instruct his representatives, agents, or his surveyors, to investigate such details as the buyer desires validated. This vessel or yacht is offered subject to prior sale, price change, or withdrawal without notice.

PHOTOS


42' Beneteau Swift Trawler port aft profile



42' Beneteau Swift Trawler anchor windlass




42' Beneteau Swift Trawler foredeck




42' Beneteau Swift Trawler port side deck





42' Beneteau Swift Trawler port side door




42' Beneteau Swift Trawler starboard side deck




42' Beneteau Swift Trawler starboard side **42' Beneteau Swift Trawler flybridge forwar photo1**




42' Beneteau Swift Trawler flybridge forward photo2 **42' Beneteau Swift Trawler flybridge helm**



42' Beneteau Swift Trawler flybridge helm seat **42' Beneteau Swift Trawler flybridge settee and table**




42' Beneteau Swift Trawler flybridge sink




42' Beneteau Swift Trawler bimini




42' Beneteau Swift Trawler flybridge access



42' Beneteau Swift Trawler cockpit



42' Beneteau Swift Trawler cockpit storage




42' Beneteau Swift Trawler cockpit storage 2




42' Beneteau Swift Trawler flybridge stairs



42' Beneteau Swift Trawler salon sliding door




42' Beneteau Swift Trawler shore power



42' Beneteau Swift Trawler swim platform



42' Beneteau Swift Trawler full interior



42' Beneteau Swift Trawler salon forward



**42' Beneteau Swift Trawler settee
and table**




42' Beneteau Swift Trawler salon TV




**42' Beneteau Swift Trawler
microwave**



42' Beneteau Swift Trawler galley



42' Beneteau Swift Trawler cooktop



**42' Beneteau Swift Trawler double
sink**



42' Beneteau Swift Trawler lower helm photo1



42' Beneteau Swift Trawler lower helm photo2



42' Beneteau Swift Trawler stateroom access



42' Beneteau Swift Trawler master stateroom photo1



42' Swift Trawler master stateroom photo2




42' Beneteau Swift Trawler guest stateroom photo1




42' Beneteau Swift Trawler guest stateroom photo2



42' Beneteau Swift Trawler head




42' Beneteau Swift Trawler engine room




42' Beneteau Swift Trawler main engine



42' Beneteau Swift Trawler Generator



42' Beneteau Swift Trawler battery charger



CONTACTS

Andrey Shestakov, leading yacht broker of the sales department of Shestakov Yacht Sales Inc. Shestakov Yacht Sales Inc., the official representative of the Miami/Fort Lauderdale FL headquarters.

Contact details

Email: **andrey@shestakovyachtsales.com**

Web: shestakovyachtsales.com/en/

Telephones

USA: **+1(954)274-4435**

Office hours

Monday – Saturday: **9:00 - 21:00** EDT

Sunday: **closed**

Address



Harbour Towne Marina, 850 NE 3rd St, STE 213, Dania, FL 33004