

SELENE 65 (KOON WOON II) — SELENE



Судостроитель: SELENE

Год постройки: 2016

Модель: Траулер

Цена: ЦЕНА ЯХТЫ ПО ЗАПРОСУ

Местонахождение: Hong Kong

Длина общая: 65' 1" (19.84m)

Ширина: 17' 10" (5.44m)

Мин. осадка: 5' 11" (1.80m)

Макс. осадка: 6' 4" (1.93m)

Крейс. скорость: 9 Kts. (10 MPH)

Макс. скорость: 10 Kts. (12 MPH)

Купить **SELENE 65 (KOON WOON II) — SELENE** а также выбрать подходящую вам яхту из нашего **каталога яхт** вам поможет опытный яхтенный брокер Андрей Шестаков. На сегодняшний день компания **Shestakov Yacht Sales Inc.** имеет большое количество яхт в **собственном списке продаж**, а также тесно сотрудничает со всеми крупными **яхтенными производителями** по всему миру.

Для того чтобы купить яхту **SELENE 65 (KOON WOON II) — SELENE** а также проконсультироваться по любому вопросу связанному с покупкой, продажей, чартером яхт позвоните по телефону **+7(918)465-66-44**.

ОГЛАВЛЕНИЕ

ОГЛАВЛЕНИЕ	2
ХАРАКТЕРИСТИКИ	4
Обзор	4
Основная информация	4
Размеры	4
Скорость, вместимость и масса	4
Размещение	5
Корпус и палуба	5
Информация о двигателе	5
ПОДРОБНОЕ ОПИСАНИЕ	6
OVERVIEW	6
MAIN FEATURES	6
STRUCTURE	6
EXTERIOR HARDWARE	7
FLYBRIDGE	8
COCKPIT	8
INTERIOR OUTFITTING	9
SALOON	9
GALLEY	10
RAISED PILOTHOUSE	11
MASTER STATEROOM	11
MASTER HEAD	12
FORWARD STATEROOM	12
GUEST STATEROOM	13
GUEST HEAD	13
PROPULSION	13
STEERING SYSTEM	14
AC ELECTRICAL SYSTEM	14

DC ELECTRICAL SYSTEM	15
FUEL SYSTEM	15
PLUMBING SYSTEM	16
ANCHOR & MOORING SYSTEM	16
SAFETY EQUIPMENT	17
NAVI EQUIPMENT	17
STABILIZATION	18
TENDER	18
UPDATES	18
Исключения	18
Отказ от ответственности	18
ФОТОГРАФИИ	19
КОНТАКТЫ	24
Контактная информация	24
Телефоны	24
Время работы	24
Адрес	24

ХАРАКТЕРИСТИКИ

Обзор

Основная информация

Тип судна: Траулер	Подкатегория: Водоизмещение
Модельный год: 2016	Год постройки: 2016
Страна: Hong Kong	Номер регистрации в береговой охране: Hong Kong
Верх: Hardtop	Открытая палуба мостика: Да

Размеры

Длина общая: 65' 1" (19.84m)	Длина по ватерлинии: 55' 6" (16.92m)
Длина палубы: 57' 6" (17.53m)	Ширина: 17' 10" (5.44m)
Мин. осадка: 5' 11" (1.80m)	Макс. осадка: 6' 4" (1.93m)

Скорость, вместимость и масса

Крейс. скорость: 9 Kts. (10 MPH)	Дальность на крейсерской скорости: 2500
Макс. скорость: 10 Kts. (12 MPH)	Водоизмещение: 126760 Pounds
Вместимость воды: 500.077694436 Gallons	Вместимость сточного бака: 150.049725536 Gallons
Объем топливного бака: 1800.068362328 Gallons	

Размещение

Всего кают: 3

Всего коек: 6

Спальные места: 6

Всего ком. состава: 3

Каюты экипажа: 1

Койки экипажа: 2

Корпус и палуба

Материал корпуса: GRP

Материал палубы: Fiberglass

Комплектация корпуса:
Displacement w/ Bulbous Bow

Цвет корпуса: Green

Отделка корпуса: Aluminum

Дизайнер корпуса: Selene Yachts

Дизайнер экстерьера: Selene Yachts

Дизайнер интерьера: Selene Yachts

Информация о двигателе

Двигатели: 2

Производитель: John Deere

Модель: 6068AFM75

Тип двигателя: Inboard

Тип топлива: Diesel

ПОДРОБНОЕ ОПИСАНИЕ

OVERVIEW

Koon Woon II, a Selene 65 trawler yacht is a completely new design from an entirely new mold. She is the perfect transitional yacht between the successful Selene 53 series (53/55/57) and the Selene 62 series (62/66). The new Selene 65 features a full-height engine room, a separate crew's quarters aft, European transom, and a full-width utility room for work, storage, electrical systems, freezer, and washer/dryer. An expansive and functional F/B layout has been incorporated to include a U-shaped sofa with a cabinet for BBQ, sink and a smaller refrigerator. Boasting a displacement of 123,000 lbs (54 metric tons) and built to CE open ocean class A standards, the Selene 65 has the range, strength, and stability to cross oceans. Yet with a draft of 5'8" she is also at home in shallow tropical waters or gunkholing rivers and creeks. She can reach a top speed of 10 knots and has a range of 2,500 nautical miles cruising at comfortable cruise speed of 9 knots. The settee molded in to the cockpit creates a gracious space for relaxation under way or at the dock. The European transom with inset swim platform puts the Selene 65 into the mini megayacht class. An optional FRP hardtop enhances both the functionality and profile of this graceful yacht.

MAIN FEATURES

Latest Selene hull design with bulbous bow increases fuel efficiency and range

Fully equipped with twin John Deeres, twin Gensets, ABT TRAC stabilizer and thrusters

Proven raised pilothouse design with Portugese bridge providing a safe area while underway Ability to cross oceans in comfort and safety

Beautiful hand crafted teak interior

Comfortable 3 cabin interior for 6 guests plus crew cabin for 2 crew

Full beam utility area holds additional freezer, washer dryer, stores and more

Large covered flybridge with spacious tender storage

European transom with large inset swim platform

Stand up engine room with easy to service equipment

Unbeatable value in design, quality at a deeply discounted price

STRUCTURE

Cook gel coat for hull, deck, superstructure & non-skid

Vinylester resin for the first 5 layers lamination

Bi-axis uni-direction stitched roving / mat

Taiwan glass mat

Divinycell core sandwich structure for hull side shell, deck & superstructure

Longitudinal stringers & transverse frames system

4 watertight bulkheads (chain locker, Fwd. E/R, Aft. E/R, lazarette)

Hull and deck joint sealed by glue, bolted & laminated with mat and woven roving

Integral swim platform with extended hull underneath

Recessed bow thruster tunnel

Integral FRP stern thruster casing

Integral full protected keel & rudder shoe

Hand laid FRP single skin hull bottom

EXTERIOR HARDWARE

Manship S/S #316 opening portlights

Manship S/S #316 hatches for pilothouse & fwd. stateroom

Diamond/Sea-Glaze Dutch doors for pilothouse P&S & saloon

Taco S/S #316 1-1/2" solid upper & lower dual fender rails

S/S #316 oval shaped hand rail for fore deck & dinghy deck

S/S #316 telescope swim ladder

S/S #316 dia 2-1/2" aft. deck overhang support posts

S/S window frames w/ power coated

Teak cap rail for Portuguese bridge, side deck & aft deck

S/S #316 bow & stern flag pole socket

Teak burgee & flag staffs

Freeing port for fore, side & aft. decks

Molded inlay pattern non-skid to fore, side, aft, F/B decks & swim platform

Portuguese bridge access gate to fore deck

Transom gates

Storage lockers w/ teak removable grating panel inside Portuguese bridge

S/S #316 self-lock type exterior gate handle

Cantalupi exterior dome lights

Cantalupi exterior courtesy lights

FRP settee on the front portuguese deck

FLYBRIDGE

Helm station in center w/ console box

S/S #316 destroyer type steering wheel

S/S #316 grab rail Watertight door from flybridge to pilothouse

FRP BBQ box

Polar wash basin w/ Scandvik folded faucet

FRP radar arch

AFI 24V DC outlet

Chart counter top

Tinted plexiglass windscreen with S/S #316 bracket

Dinghy space on the flybridge deck

Steelheadmarine ES 1500 crane

Table & settee with storage underneath

COCKPIT

Helm station in center w/ console box

S/S #316 destroyer type steering wheel

S/S #316 grab rail

Watertight door from fly bridge to pilothouse

FRP BBQ box

Polar wash basin w/ Scandvik folded faucet

FRP radar arch

AFI 24V DC outlet

Chart counter top

Tinted plexiglass windscreen with S/S #316 bracket

Dinghy space on the fly bridge deck

Optional hydraulic davit available for lift

Table & settee with storage underneath

INTERIOR OUTFITTING

Teak varnished interiors

Schwepper door locks & handles for interior doors

Lamp push button for all locker doors & drawers

Cantalupi lights system

Cabin reading lights

Solid teak & holly sole w/ teak border

Fiberglass "I" shaped floor beam

Vinyl & EVA foam panels for ceiling lining

Draperies for saloon and each stateroom

Sliding windows w/ tinted tempered glass

SALOON

L-shaped sofa w/ 5" foam cushion
Storage underneath the sofa
Hi-lo fold-up dining table
Entertainment center w/ TV cabinet
Emergency hatch to engine room
Cantalupi dome lights
Cabin reading light
Diamond/Sea-Glaze single panel door for saloon entrance
Exposed roof beams w/ wood caps
Teak overhead grab rail
Bamboo blinds w/ drapes
Tempered tinted glass for side windows
Self-lock window stopper

GALLEY

Counter top w/ Integral bar
Granite counter top & back splash
Sea Freeze / Sub-Zero DC/AC refrigerator
Jabsco 24V DC dia. 3" electric exhaust fan above stove
Force 10 3-burner propane stove w/ oven & alarm monitor panel set
GE microwave w/ built-in exhaust as an option
Broan trash compactor
Miele dishwasher
S/S #316 double sink
Overhead cabinets
Drawers & storage lockers under counter

RAISED PILOTHOUSE

Helm station w/ instrument panels

Electronic engine control system

Hi-seat w/ footrest & table - providing a 360 panoramic view

Diamond/Sea-Glaze Dutch doors for pilothouse (P&S)

Sliding chart table w/ drawer

Dedicated teak stair from pilothouse to F/B

Cantalupi dome lights

Cantalupi step lights

Daniel Smith chart light (1)

Cabin reading lights

Teak overhead grab rails

Tempered clear glass for front windshield

MASTER STATEROOM

Queen-size berth w/ 5" foam mattress

Drawer bureaus

Side cabinets

Wardrobe w/ automatic light & aromatic cedar liner

TV cabinet w/ sliding door

Teak varnished counter top

Cantalupi reading lights

Cantalupi dome lights

Mirror w/ teak frame

Manship S/S #316 opening portlights

Book shelves

MASTER HEAD

Tecma 24V DC freshwater toilet
Jabsco 24V DC dia. 3" exhaust fan
Cantalupi dome lights
Formica finish head lining & FRP bulkhead
Granite counter top & back splash
Vanity unit w/ integrated wash basin
Aluminum sliding shower door
Mirror w/ wood frame
Single lever hot & cold water shower faucet
Medicine cabinet
Shower room w/ teak removable grating panel
Granite floor w/ teak & holly floor with teak boarder
S/S #316 tissue paper holder

FORWARD STATEROOM

Queen-size berth w/ 5" foam mattress
Front & side cabinets
Hanging lockers w/ automatic light
Teak varnished counter tops
Cabin reading lights
Windline telescope escape ladder
Manship S/S #316 escape hatch
Manship S/S #316 opening portlights

GUEST STATEROOM

Hi-lo berth

4" foam mattress for each berth

Hanging lockers w/ automatic light

Overhead cabinet

Book shelves

Cabin Ocean reading lights

Cantalupi dome lights

GUEST HEAD

Tecma 24V DC freshwater toilet

Shower room w/ teak removable grating panel

Cantalupi dome lights

Itai Aluminum sliding shower door

Vanity unit w/ integral wash basin

Single lever hot & cold shower faucet

Granite floor w/ stainless steel divider

Mirror w/ teak frame

S/S #316 tissue paper holder

PROPULSION

2 x John Deere 6125AFM 526 hp @ 2100R PM, M4

Electronic engine control system at each helm station

Deluxe engine panel w/ complete instrumentation & alarms

Engine overheat & low oil pressure alarm

Aqua #22 propeller shaft (dia. 3"=76.2mm)

PYI dripless shaft seal

NiAlBr 4 blade propeller

Jabsco 24V DC dia. 4" engine room blowers

FRP drip pan under engine

Hydraulift FRP wet box muffler

Full protected FRP rudder w/ S/S #316 rudder shaft

S/S #316 pillars in engine room

Fluorescent light for E/R, commissary & lazarette

Watertight door to engine room

STEERING SYSTEM

Hynautic hydraulic steering system for pilothouse & F/B

Handcrafted teak wheel in pilothouse and S/S #316 dia. 30" wheel on F/B

Emergency tiller

Full protected FRP rudder

AC ELECTRICAL SYSTEM

120V AC or 240V AC system

Northern Lights 16Kw. generator w/ sound shield, muffler and remote start switch panel located in P/H, including dedicated 120 Amp/hr starting battery in FRP box with lid

Delco 105 Amp engine alternator

Newmar 3-bank 120V / 240V AC battery charger system

Newmar Integrated galvanic isolator

Sea Freeze upright DC / AC refrigerator

Splendid vented washer / dryer w/ louvered door

Grunert 120V/230V AC holding plate freezer

Torrid 20 gallons 120V/240V AC dual heating source hot water heater

Marinco 120V/240V 60hz 50Amp shore power inlets

Marinco TV & Tel inlet

Hubbell AC outlets throughout the boat, and GFCI in head & flybridge

AC/DC control panel w/ polarity indicator lights, appropriate switches, meters & breakers

Copper bonding strap w/ ground cable attachment for each fitting

DC ELECTRICAL SYSTEM

24V DC system

Maxwell electric windlass w/ up/down switches at foredeck & each helm stations

Aqua Signal navigation lights

Kahlenberg air horn

Exalto 12V DC electric wipers for 3 front windshields including fresh water wash

Groco 12V DC automatic water pressure pump with accumulator tank

Rule sump pumps w/ automatic float switches

Vision AGM deep cycle batteries for house service, engine & generator starting

Cantalupi accommodation dome lights

Cantalupi step lights for interior & exterior

Cabin reading lights

Stereo speakers in stateroom

FUEL SYSTEM

Total capacity 2,200 US gallons (8,300 liters) , two FRP fuel tanks w/ internal baffles, sumps, balancing lines, inspection ports & plates

Racor 75/1000 Max dual fuel filter / water separator for main engine

Racor 900MA fuel filter / water separator for generator

ESI fuel polishing system (optional item)

Racor USCG & CE certified fuel line hose

Parker ball valve for fuel system

Electric fuel gauge

Magnetic fuel sight gauge for each fuel tank

Fuel management system

PLUMBING SYSTEM

Two FRP water tanks w/ shut off valve, total capacity 500 US gallons (1,900 liters)

One FRP holding tank w/ Y-valve & Jabsco macerator pump, deck discharge outlet & remote full display panel in master head, total capacity 150 US gallons (570 liters)

Electric water gauge

Plastic water piping system

Sea cocks on all through hull fittings with double hose clamps

Bronze basket type internal sea water strainer for main engine

Rule electric bilge pumps w/ automatic float switch

Whale manual bilge pump

Shower sump pumps in both master & guest head

Status panel w/ warning signal in helm station to warn of bilge pump operation

ANCHOR & MOORING SYSTEM

FRP bow pulpit with chain wash dam

Maxwell 24V DC horizontal electric windlass

Maxwell chain stopper

Maxwell chain meter (optional item)

S/S #316 self-launching anchor roller

S/S #316 dia. 5" diameter Samson post

S/S #316 hawse hole with cleat (8 units)

Fresh water chain wash down

Salt water chain wash down (optional item)

SAFETY EQUIPMENT

1. Fire extinguishers (3kg, powder)	6 pcs.
2. Life jackets	12 pcs.
3. Life jackets(inflatable)	6 pcs.
4. Life rafts (KHY-6)	2
5. Life buoys	4
6. EPIRB MT403	1

NAVI EQUIPMENT

eS127 12.1" MFD 600W SONAR

eS128 12.1" MFD DWNVS SONAR

CPT-110 PLASTIC TH TRANSDUCER

CP100 SONAR MODULE

HS-5 SEATALK HS NETWORK SWITCH (RAYNEI)

RAYMARINE RA104BHD 1.

EVOLUTION AUTOPILOT W/ p70R & ACJ.400

p70R COLOUR A/P HEAD: POWER EVOLUTION EV! SENSOR

LINEAR HYDRAULIC TY3 24V ROTARY RUDDER REFERENCE

AIS650 - CLASS B TRANSCEIVER

Active AIS Splitter 1 OD

RA Y50 VHF RADIO

ANTENNA

Pacific VHF Antenna (2.5m length) with 5m cable (P6102) supplied with stainless steel

fold-down mount

Raymarine installation cable & accessories for above system connection

STABILIZATION

ABT TRAC stabilizers

TENDER

Model - LOA - 3.51 m Beam - 1.65 m Model - Honda Marine Outboard motor Engine serial number - BAUJ-1404241 Power - 22.4 kw

UPDATES

The engine hours: Port: 314.1hrs Stbd : 315.2hrs Gen set hours: Gen set #1 : 415.7 hrs Gen set #2 : 255.5 hrs





Исключения

При продаже яхты исключаются личные вещи владельца.





Отказ от ответственности









Компания предоставляет описание судна или яхты добросовестно, но не может гарантировать точность этой информации, а также не ручается за техническое состояние. Покупатель должен проинструктировать своих агентов или оценщиков исследовать представленную информацию более подробно, по собственному желанию. Продажа судна или яхты, изменение цены или снятие с продажи будет происходить без предварительного уведомления.







ФОТОГРАФИИ











КОНТАКТЫ

Андрей Шестаков (Andrey Shestakov) – ведущий яхтенный брокер отдела продаж яхт и судов компании Shestakov Yacht Sales Inc. Официальный представитель Shestakov Yacht Sales Inc. для русскоговорящих клиентов в центральном офисе компании в Майами/Форт Лодердейл/Флорида/США.

Контактная информация

Email: **andrey@shestakovyachtsales.com**

Web: **shestakovyachtsales.com**

Телефоны

Краснодарский край: **+7(918)465-66-44**

США, Майами, Флорида: **+1(954)274-4435**

Время работы

Понедельник – Суббота: **9:00 - 21:00** EDT

Воскресенье: **Закрыто**

Адрес



Harbour Towne Marina, 850 NE 3rd St, STE 213, Dania, FL 33004