


SLOW MOTION — FORMULA



Builder: FORMULA

Year Built: 1997

Model: Cruiser

Price: PRICE ON APPLICATION

Location: Canada

LOA: 43' 1" (13.13m)

Beam: 13' 6" (4.11m)

Min Draft: 2' 9" (0.84m)

Cruise Speed: 21.72440605 Kts. (25 MPH)

Max Speed: 26.938263502 Kts. (31 MPH)

Our experienced yacht broker, Andrey Shestakov, will help you choose and buy a yacht that best suits your needs **Slow Motion — FORMULA** from **our catalogue**. Presently, at **Shestakov Yacht Sales Inc.**, we have a wide variety of yachts available on **our sale's list**. We also work in close contact with all the big **yacht manufacturers** from all over the world.

If you would like to buy a yacht **Slow Motion — FORMULA** or would like help answering any questions concerning purchasing, selling or chartering a yacht, please call **+1(954)274-4435**

TABLE OF CONTENTS

| | |
|------------------------------|----|
| TABLE OF CONTENTS | 2 |
| SPECIFICATIONS | 3 |
| Overview | 3 |
| Basic Information | 5 |
| Dimensions | 5 |
| Speed, Capacities and Weight | 5 |
| Accommodations | 5 |
| Hull and Deck Information | 6 |
| Engine Information | 6 |
| DETAILED INFORMATION | 7 |
| Boat Highlights | 7 |
| Accommodations | 7 |
| Exclusions | 9 |
| Disclaimer | 9 |
| PHOTOS | 10 |
| CONTACTS | 15 |
| Contact details | 15 |
| Telephones | 15 |
| Office hours | 15 |
| Address | 15 |

SPECIFICATIONS

Overview

Accommodations & Layout

Sleeps up to (4) owners and guests in fore and mid cabin areas plus a double convertible salon settee for a total of (6) overnight berths. LAYOUT FROM FORWARD: Chain locker is followed by the FORWARD MASTER cabin area, offering an island queen berth on centerline; opening overhead skylight hatch plus outboard portlights; built-in drawer storage below the berth; mirrored hanging lockers at either side. MAIN CABIN follows, featuring a spacious curved convertible settee along the port side with hi-lo table inboard and built-in cabinet storage outboard; opposite is the well arranged GALLEY to starboard. MID CABIN is down and aft, tucked below the above decks bridge, with large U-shaped settee that converts into a spacious berth - ideal for extra entertaining area plus versatile for overnight guests. Steps aft just to port of centerline lead up and out to the RAISED BRIDGE on deck, offering STARBOARD HELM with built-in upholstered triple bench helm seat and easy access to the molded centerline steps forward for walk-thru access to the FOREDECK. Opposite to port is upholstered bench guest seating; aft and down lands in the expansive COCKPIT. A huge U-shaped upholstered settee wrapping around to starboard has ample upholstered seating with table. TRANSOM DOOR opens to the integral SWIMSTEP, finally aft. INTERIOR is exceptionally clean and well appointed, featuring carpeted sole, UltraLeather upholstery, and finishes in a modern and elegant look for entertaining and active boating with family and friends! CLIMATE control is via dual-zone reverse-cycle heat and air conditioning plus a 23,000-BTU built-in cabin heater. ENTERTAINMENT electronics include 2 TVs (1 flat-panel) and a CD stereo system. New headliner throughout.

Galley & Domestic

All modern GALLEY offers full features and equipment, including Kenyon 2-burner electric galley stove with exhaust fan; upright FULL SIZE dual powered AC/DC refrigerator/freezer with panels and cabinet doors; Sharp microwave oven; coffee maker; in-counter blender unit; polished double bowl stainless galley sink with flush Corian covers; Gourmet Spray® faucet; hot/cold pressure freshwater system with hot water heater; full Corian countertop; built-in cabinet plus drawer storage for wares and stores. ALSO NOTE: central vac system.

Electronics & Navigation

- Furuno NavNet integral radar system interfaced with GPS and depth sounder
- Furuno GP-1650DF color DGPS with electronic chart plotter & echo sounder
- Robertson autopilot (New)
- Autohelm depth sounder
- Raytheon 202 VHF marine radio with loud hailer (All manuals)

- Ritchie compass
- Bennett trim tabs with auto position control & indicators
- Air horn
- Remote controlled ACR search light
- Tilt wheel
- Rudder angle indicator

Electrical

12v DC and 120vA C systems with panels; illuminated waterproof accessory rocker switches with E-T-A® circuit breakers; (5) deep cycle house and starting batteries with battery retainers and disconnect switches; battery parallel switch; upgraded smart digital 60-amp battery charger; Kohler 9kW diesel genset; alternator(s); 120v dockside electrical inlet with (2) 30-amp 50' hook-up cables; galvanic corrosion protection system.

Deck & Hull

DECKS are easy-care fiberglass with molded-in non-skid; stainless safety rails; aluminum radar arch with integrated flagstaff and mast light; international navigation lights; remote controlled ACR search light; power horn; fenders with concealed fender stowage aft; lines with dedicated line locker; life-jackets; cockpit carpet; cockpit courtesy lighting; lounge has pneumatic hatch lift and fiberglass-lined storage; concealed stainless steel swim ladder; fender access from swim platform; concealed transom hook-ups for city water, cable TV & telephone with shore power cords.

Mechanical Equipment

A unique feature of the FORMULA 41 PC is that the entire rear seat unit can be raised for complete access to the engines and mechanical areas! Twin Cummins diesel main engines are 450-hp each; thru-bolted engine mounts; freshwater cooling with fuel filters; raw water sea strainers; Eco Sound EPS 1000™ exhaust system; CONTROL STATION at bridge helm; synchronizing tachometer; hydraulic power steering with stainless tilt wheel; Teleflex shift & throttle controls; transom hydraulic arm; and rudder angle indicator.

Remarks Flagship of the Formula fleet for several years, the 41 PC is a well-engineered express cruiser with the precise handling and quality construction typical of Formula products. This is a big boat inside and out, and a long foredeck and shapely profile make her a standout in any marina. The midcabin accommodations of the Formula 41 are impressive indeed with staterooms fore and aft and a long salon with room for a crowd. There's a separate stall shower in the double-entry head, a big galley with plenty of counter space, excellent storage, and a walkaround island berth in the forward stateroom. Outside, the cockpit is arranged with a doublewide seat at the helm and a U-shaped settee aft that converts into a huge sun pad. The lounge seat opposite the helm can be raised hydraulically to expose a big storage compartment below. A walk-through

in the windshield provides access to the foredeck, and hydraulic rams lift the entire cockpit sole for engine access. Running on a deep-V hull with prop pockets, with 450hp Cummins diesel engines, this boat can cruise at 25 mph with top speed at 31 mph.

Basic Information

Category: Cruiser

Model Year: 1997

Year Built: 1997

Country: Canada

Dimensions

LOA: 43' 1" (13.13m)

Beam: 13' 6" (4.11m)

Min Draft: 2' 9" (0.84m)

Clearance: 11' 0" (3.35m)

MFG Length: 41' 0" (12.50m)

Speed, Capacities and Weight

Cruise Speed: 21.72440605 Kts. (25 MPH)

Max Speed: 26.938263502 Kts. (31 MPH)

Displacement: 18520 Pounds

Water Capacity: 90 Gallons

Holding Tank: 50 Gallons

Fuel Capacity: 350 Gallons

Accommodations

Total Cabins: 2

Total Berths: 4

Sleeps: 4

Total Heads: 1

Hull and Deck Information

Hull Material: Fiberglass

Exterior Designer: Thunderbird

Interior Designer: Thunderbird

Engine Information

Engines: 2

Manufacturer: Cummins

Model: 6 CTA8.3-M3

Engine Type: Inboard

Fuel Type: Diesel

DETAILED INFORMATION

Boat Highlights

Pristine Condition New upholstery in 2012, new canvas in 2015, separate shower, 2 TVs, full size refrigerator/freezer in galley and 1 half size in cockpit. **NOTE:** the excellent access to machinery areas offered by a lift of the entire transom and aft seating unit, with a hydraulic arm. **Smoke Free & Freshwater Triple bench helm seat is at the bridge station, with walk-thru windshield access** to the foredeck; bimini top canvas plus aft covers, and plenty of upholstered guest seating on deck. Below deck, there are fore and mid double cabin accommodations, separate shower, full galley, and top-end fixtures and finishes throughout. With full navigation electronics on board, she's so much more than the standard run-of-the-mill production names. **All manuals are included**

Accommodations

Sleeps up to (4) owners and guests in fore and mid cabin areas plus a double convertible salon settee for a total of (6) overnight berths. LAYOUT FROM FORWARD: Chain locker is followed by the FORWARD MASTER cabin area, offering an island queen berth on centerline; opening overhead skylight hatch plus outboard portlights; built-in drawer storage below the berth; mirrored hanging lockers at either side. MAIN CABIN follows, featuring a spacious curved convertible settee along the port side with hi-lo table inboard and built-in cabinet storage outboard; opposite is the well arranged GALLEY to starboard. MID CABIN is down and aft, tucked below the above decks bridge, with large U-shaped settee that converts into a spacious berth - ideal for extra entertaining area plus versatile for overnight guests. Steps aft just to port of centerline lead up and out to the RAISED BRIDGE on deck, offering STARBOARD HELM with built-in upholstered triple bench helm seat and easy access to the molded centerline steps forward for walk-thru access to the FOREDECK. Opposite to port is upholstered bench guest seating; aft and down lands in the expansive COCKPIT. A huge U-shaped upholstered settee wrapping around to starboard has ample upholstered seating with table. TRANSOM DOOR opens to the integral SWIMSTEP, finally aft. INTERIOR is exceptionally clean and well appointed, featuring carpeted sole, UltraLeather upholstery, and finishes in a modern and elegant look for entertaining and active boating with family and friends! CLIMATE control is via dual-zone reverse-cycle heat and air conditioning plus a 23,000-BTU built-in cabin heater. ENTERTAINMENT electronics include 2 TVs (1 flat-panel) and a CD stereo system. New headliner throughout.

Galley & Domestic

All modern GALLEY offers full features and equipment, including Kenyon 2-burner electric galley stove with exhaust fan; upright FULL SIZE dual powered AC/DC

refrigerator/freezer with panels and cabinet doors; Sharp microwave oven; coffee maker; in-counter blender unit; polished double bowl stainless galley sink with flush Corian covers; Gourmet Spray® faucet; hot/cold pressure freshwater system with hot water heater; full Corian countertop; built-in cabinet plus drawer storage for wares and stores. ALSO NOTE: central vac system.

Electronics & Navigation

- Furuno NavNet integral radar system interfaced with GPS and depth sounder
- Furuno GP-1650DF color DGPS with electronic chart plotter & echo sounder
- Robertson autopilot (New)
- Autohelm depth sounder
- Raytheon 202 VHF marine radio with loud hailer (All manuals)
- Ritchie compass
- Bennett trim tabs with auto position control & indicators
- Air horn
- Remote controlled ACR search light
- Tilt wheel
- Rudder angle indicator

Electrical

12v DC and 120vA C systems with panels; illuminated waterproof accessory rocker switches with E-T-A® circuit breakers; (5) deep cycle house and starting batteries with battery retainers and disconnect switches; battery parallel switch; upgraded smart digital 60-amp battery charger; Kohler 9kW diesel genset; alternator(s); 120v dockside electrical inlet with (2) 30-amp 50' hook-up cables; galvanic corrosion protection system.

Deck & Hull

DECKS are easy-care fiberglass with molded-in non-skid; stainless safety rails; aluminum radar arch with integrated flagstaff and mast light; international navigation lights; remote controlled ACR search light; power horn; fenders with concealed fender stowage aft; lines with dedicated line locker; life-jackets; cockpit carpet; cockpit courtesy lighting; lounge has pneumatic hatch lift and fiberglass-lined storage; concealed stainless steel swim ladder; fender access from swim platform; concealed transom hook-ups for city water, cable TV & telephone with shore power cords.

Mechanical Equipment

A unique feature of the FORMULA 41 PC is that the entire rear seat unit can be raised for complete access to the engines and mechanical areas! Twin Cummins diesel main engines are 450-hp each; thru-bolted engine mounts; freshwater cooling with fuel filters; raw water sea strainers; Eco Sound EPS 1000TM exhaust system; CONTROL STATION at bridge helm; synchronizing tachometer; hydraulic power steering with

stainless tilt wheel; Teleflex shift & throttle controls; transom hydraulic arm; and rudder angle indicator.

Remarks Flagship of the Formula fleet for several years, the 41 PC is a well-engineered express cruiser with the precise handling and quality construction typical of Formula products. This is a big boat inside and out, and a long foredeck and shapely profile make her a standout in any marina. The midcabin accommodations of the Formula 41 are impressive indeed with staterooms fore and aft and a long salon with room for a crowd. There's a separate stall shower in the double-entry head, a big galley with plenty of counter space, excellent storage, and a walkaround island berth in the forward stateroom. Outside, the cockpit is arranged with a doublewide seat at the helm and a U-shaped settee aft that converts into a huge sun pad. The lounge seat opposite the helm can be raised hydraulically to expose a big storage compartment below. A walk-through in the windshield provides access to the foredeck, and hydraulic rams lift the entire cockpit sole for engine access. Running on a deep-V hull with prop pockets, with 450hp Cummins diesel engines, this boat can cruise at 25 mph with top speed at 31 mph.









Exclusions

Owner's personal belongings.

Disclaimer

The Company offers the details of this vessel or yacht in good faith but cannot guarantee or warrant the accuracy of this information nor warrant the condition of the vessel. A buyer should instruct his representatives, agents, or his surveyors, to investigate such details as the buyer desires validated. This vessel or yacht is offered subject to prior sale, price change, or withdrawal without notice.


PHOTOS











CONTACTS

Andrey Shestakov, leading yacht broker of the sales department of Shestakov Yacht Sales Inc. Shestakov Yacht Sales Inc., the official representative of the Miami/Fort Lauderdale FL headquarters.

Contact details

Email: **andrey@shestakovyachtsales.com**

Web: shestakovyachtsales.com/en/

Telephones

USA: **+1(954)274-4435**

Office hours

Monday – Saturday: **9:00 - 21:00** EDT

Sunday: **closed**

Address



Harbour Towne Marina, 850 NE 3rd St, STE 213, Dania, FL 33004