

GAMESTER — GAMEFISHERMAN



Builder: GAMEFISHERMAN

Year Built: 1997

Model: Sport Fisherman

Price: PRICE ON APPLICATION

Location: United States

LOA: 30' 0" (9.14m)

Beam: 10' 5" (3.17m)

Max Draft: 2' 6" (0.76m)

Cruise Speed: 17 Kts. (20 MPH)

Max Speed: 28 Kts. (32 MPH)

Our experienced yacht broker, Andrey Shestakov, will help you choose and buy a yacht that best suits your needs **GAMESTER — GAMEFISHERMAN** from **our catalogue**. Presently, at **Shestakov Yacht Sales Inc.**, we have a wide variety of yachts available on **our sale's list**. We also work in close contact with all the big **yacht manufacturers** from all over the world.

If you would like to buy a yacht **GAMESTER — GAMEFISHERMAN** or would like help answering any questions concerning purchasing, selling or chartering a yacht, please call **+1(954)274-4435**

TABLE OF CONTENTS

TABLE OF CONTENTS	2
SPECIFICATIONS	4
Overview	4
Basic Information	4
Dimensions	4
Speed, Capacities and Weight	4
Accommodations	5
Hull and Deck Information	5
Engine Information	5
DETAILED INFORMATION	6
Layout	6
Main Cabin Features	6
Electrical Details	6
Electronics	6
Deck and Hull	7
Engine and Mechanical Details	7
Additional Features	8
Exclusions	8
Exclusions	8
Disclaimer	8
PHOTOS	9
Cabin Looking Forward	9
Cabin Looking Aft	9
Helm	9
Helm / Deck / Seating	9
CONTACTS	12
Contact details	12
Telephones	12

Office hours	12
Address	12

SPECIFICATIONS

Overview

This **GAMESTER** is ready to fish! The 30' Express sportfisherman sleeps two in its cabin and can accommodate two additional for sleeping on deck settees. Gamefisherman just recently put the 30' back into production. Perfect dayfisher and island hopper.

Basic Information

Category: Sport Fisherman

Sub Category: Express

Model Year: 1998

Year Built: 1997

Country: United States

Vessel Top: Bimini Top

Cockpit: Yes

Dimensions

LOA: 30' 0" (9.14m)

Beam: 10' 5" (3.17m)

Max Draft: 2' 6" (0.76m)

Speed, Capacities and Weight

Cruise Speed: 17 Kts. (20 MPH)

Cruise Speed RPM: 2500 Kts.

Max Speed: 28 Kts. (32 MPH)

Max Speed RPM: 3500 Kts.

Displacement: 10000 Pounds

Water Capacity: 20 Gallons

Fuel Capacity: 198 Gallons

Accommodations

Total Cabins: 1

Total Berths: 2

Total Heads: 1

Hull and Deck Information

Hull Material: Fiberglass

Deck Material: Fiberglass

Hull Finish: Plastic

Hull Designer: Gamefisherman

Engine Information

Engines: 1

Manufacturer: Yanmar

Model: 6LYA-STE

Engine Type: Inboard

Fuel Type: Diesel

DETAILED INFORMATION

Layout

- Chain locker at forepeak
- Side-by-side lower twin berths, port and starboard
- Steps up from cabin to centerline helm
- Settee seating port and starboard (for 2 additional sleeping berths)
- Cockpit with centerline bait tank

Main Cabin Features

- Twin lower berths, port and starboard
- Raritan Compact II head
- Nova Kool refrigerator
- Teak and holly flooring
- Fusion MS-IP700 stereo
- Pioneer speakers
- Cabin lights
- Berth lights
- Forward escape hatch
- Cabin fans

Electrical Details

- Main panel at helm
- 12V DC
- 120V AC
- 30-amp shore power cord
- Magnum Energy inverter/charger
- Electrical system "overload protected" by breakers and fuses
- 3 Group 31 batteries in battery boxes
- Blue Sea battery disconnect switch
- Galvanic isolator
- Perko battery selector switch

Electronics

- Simrad RS 10 VHS radio
- Simrad radar

- Simrad fathometer
- Simrad AP 28 auto pilot
- Simrad NSS 12 chart plotter
- Simrad GPS
- Ritchie compass
- VDO Blue Line gauges

Deck and Hull

- Molded fiberglass hull
- Fiberglass swim step
- Aluminum swim ladder
- 25# Danforth anchor
- 30' x 1/4" chain
- 150' x 5/8" rode
- 3-Sided isinglass enclosure
- Aluminum outriggers
- 4 Rail-mount rod holders
- 4 Flush-mount rod holders
- Fiberglass integral bait tank
- 2 Underwater lights
- Murray helm chair on stainless steel pedestal
- Painted non-skid decks
- Stainless steel deck cleats
- Varnished teak toe rail
- Vinyl Bimini top on aluminum frames

Engine and Mechanical Details

- Engine Room under helm
- Single 350 hp Yanmar model 6LYA-STE 6-cylinder diesel engine, fresh water cooled
- Approximately 1215 hours as of February, 2017
- Cruising speed: 17 kts @ 2500 RPM
- Top speed: 28 kts @ 3500 RPM
- 1-1/2" stainless steel shaft
- 4-Blade bronze propeller, 20 x 25
- Stainless steel rudder
- Bronze strut
- Fuel capacity: 198 gallons in 1 aluminum tank
- Water capacity: 20 gallons in 1 polyvinyl tank
- Sea Par 2000 fuel filter/separator
- Fuel shut-off at manifold

- Fuel-injected carburetor
- Air Seps
- FloJet fresh water pump
- 2 FloJet automatic bilge pumps in engine room
- Hydraulic steering
- Morse Red Jacket controls
- Wet exhaust system
- Reverso fuel transfer pump
- Side Power bow thruster
- Trim Master trim tabs

Additional Features

- Type B:C, Size 1, Fire extinguisher
- SeaFire 1301 fire control system
- 12V Bait pump
- FloJet raw water wash down pump

Exclusions

Owner's personal items.

Exclusions

Owner's personal belongings.

Disclaimer

The Company offers the details of this vessel or yacht in good faith but cannot guarantee or warrant the accuracy of this information nor warrant the condition of the vessel. A buyer should instruct his representatives, agents, or his surveyors, to investigate such details as the buyer desires validated. This vessel or yacht is offered subject to prior sale, price change, or withdrawal without notice.

PHOTOS

Cabin Looking Forward







Cabin Looking Aft



Helm



Helm / Deck / Seating







CONTACTS

Andrey Shestakov, leading yacht broker of the sales department of Shestakov Yacht Sales Inc. Shestakov Yacht Sales Inc., the official representative of the Miami/Fort Lauderdale FL headquarters.

Contact details

Email: **andrey@shestakovyachtsales.com**

Web: shestakovyachtsales.com/en/

Telephones

USA: **+1(954)274-4435**

Office hours

Monday – Saturday: **9:00 - 21:00** EDT

Sunday: **closed**

Address



Harbour Towne Marina, 850 NE 3rd St, STE 213, Dania, FL 33004