

BLUE MOON — MARLOW



Builder: MARLOW

Year Built: 2006

Model: Motor Yacht

Price: PRICE ON APPLICATION

Location: United States

LOA: 80' 5" (24.51m)

Beam: 20' 4" (6.20m)

Min Draft: 5' 0" (1.52m)

Max Draft: 5' 3" (1.60m)

Cruise Speed: 24 Kts. (28 MPH)

Max Speed: 29 Kts. (33 MPH)

Our experienced yacht broker, Andrey Shestakov, will help you choose and buy a yacht that best suits your needs **BLUE MOON — MARLOW** from **our catalogue**. Presently, at **Shestakov Yacht Sales Inc.**, we have a wide variety of yachts available on **our sale's list**. We also work in close contact with all the big **yacht manufacturers** from all over the world.

If you would like to buy a yacht **BLUE MOON — MARLOW** or would like help answering any questions concerning purchasing, selling or chartering a yacht, please call **+1(954)274-4435**

TABLE OF CONTENTS

TABLE OF CONTENTS	2
SPECIFICATIONS	5
Overview	5
Basic Information	5
Dimensions	5
Speed, Capacities and Weight	5
Accommodations	6
Hull and Deck Information	6
Engine Information	6
DETAILED INFORMATION	7
Accommodations and Layout	7
Galley	8
Pilothouse	9
Master Stateroom	9
VIP Stateroom	9
Twin Guest Cabin	9
Crew Cabin	10
Flybridge	10
Aft Deck	10
Machinery/Mechanical Equipment	10
Exterior Mechanical Equipment	11
Electronics	11
Electrical	12
Unique Upgrades	12
In Conclusion	12
Exclusions	12
Photo Credits	13
PLEASE NOTE:	13

Exclusions	13
Disclaimer	13
PHOTOS	14
Exceptional Views from Large Salon Windows	14
BLUE MOON	14
Salon Dining for Six Guests	14
Fully Equipped Galley	14
Expanded Helm Area for an Array of Electronics and Nav. Equipment	14
Pilothouse with L-Shaped Dinette	14
Full Beam Master Stateroom w/Custom Designed Owner's Desk	15
King Sized Bed with Large Storage Drawers	15
Ultra-Leather Settee	15
Separate His and Hers Heads	15
VIP Stateroom with Queen Sized Bed	15
Twin Guest Cabin w/En-Suite Head and Shower	16
En-Suite Head and Stall Shower	16
Twin Settee Tables in Front of L Shaped Seating Areas	16
Extended Flybridge Hardtop w/Custom Radar/Electronics Mast	16
Oversized Windows Bring In Abundance of Lighting	16
Extended Boat Deck	16
Large Side Decks	17
Stairway up to Flybridge	17
Crew Cabin Can Accommodate Two Crew	17
Large Lazzarette/Workspace Storage Area	17
Extremely Large Aft Deck for Outside Dining for Six	17
Twin Caterpillar C32 Engines	17
CONTACTS	19
Contact details	19
Telephones	19

Office hours	19
Address	19

SPECIFICATIONS

Overview

M/Y BLUE MOON is a classic and unique yacht that was meticulously specified and beautifully designed over a two year period by the present owners. Since the day she was launched she has been maintained to the highest standards with an unlimited budget. From her cream Awlgrip super structure and Flag Blue Hull to the classic toast canvas and beautifully cared for exterior varnish, Blue Moon turns heads wherever she cruises. She stands out as a stunning example of perfection among other boats of the same build and size. At the time she was commissioned, she was the most expensive Marlow yacht ever built.

Basic Information

Category: Motor Yacht

Model Year: 2007

Year Built: 2006

Country: United States

Vessel Top: Hardtop

Fly Bridge: Yes

Dimensions

LOA: 80' 5" (24.51m)

Beam: 20' 4" (6.20m)

Min Draft: 5' 0" (1.52m)

Max Draft: 5' 3" (1.60m)

Speed, Capacities and Weight

Cruise Speed: 24 Kts. (28 MPH)

Cruise Speed Range: 1200

Max Speed: 29 Kts. (33 MPH)

Displacement: 123200 Pounds

Gross Tonnage: 56 Pounds

Water Capacity: 480 Gallons

Fuel Capacity: 2846 Gallons

Accommodations

Total Cabins: 3

Sleeps: 6

Total Heads: 3

Captain Cabin: True

Crew Cabin: 1

Crew Berths: 2

Crew Sleeps: 2

Crew Heads: 1

Hull and Deck Information

Hull Material: Kevlar Composite

Deck Material: Teak and Fiberglass

Hull Color: Flag Blue

Engine Information

Engines: 2

Manufacturer: Caterpillar

Model: C32

Engine Type: Inboard

Fuel Type: Diesel

DETAILED INFORMATION

Accommodations and Layout

The custom designed and oversized Radar and Electronics mast, the custom size and scale of the Ensign and Burgee flag staffs, the presence of a “pig stick” for the owners’ private signal as well as the traditional owners on-board and owner’s dinner lights, make evident the deep and long yachting heritage of her owners... a quality that underlies not only the design, but the mechanical and electronic specifications on the entire yacht. She is the perfect balance of beauty and brawn. The 1675 hp twin turbocharged and after cooled CAT C32 engines power Blue Moon to a top speed of 29 knots although she has reached 30+ knots on occasion. She is typically cruised offshore at 20-24 knots yet she’s also happy running at 8 to 10 knots for long range or relaxed cruising. When she was specified the owners of Blue Moon insisted on fully integrated hydraulic systems to replace several electric systems that are standard on Marlows and many other boats of this size. Beyond the stabilizer system, NAIAD designed the integrated hydraulic bow and stern thrusters using Side Power thrusters and has three control stations. This thruster system allows precise and powerful close quarters maneuvering and docking capability. Hydraulic thrusters can be run long and hard without the worries associated with over taxing or overheating electric versions. The twin anchored Maxwell 3500 windlass is also hydraulic powered and can be controlled from 3 stations. All of these hydraulic features along with wide side decks allow for the experienced owner or Captain to run Blue Moon without full crew if desired. When designing the interior the owners wanted to create the feeling and allure of 1940’s elegant yachting. The entire teak interior of Blue Moon was finished with a flawless high gloss varnish...Blue Moon was the first Marlow to be specified with it. Details like beam width high gloss teak headliner battens through out the vessel bring the feel and proportions of a classic vintage sailing yacht. The teak and holly soles in every cabin have been kept in pristine condition. Entering from the generous custom designed aft deck, the salon is warm, elegant and inviting. All lights are on dimmers so you set the mood. Antique lamps, custom made clock and barometer and many more details add to that ambience. The salon is filled with nautical paintings, rare and nautical books, antiques and features a stunning custom built, high lacquered Mahogany dining table that seats 6. With four large windows on each side, there is exceptional viewing in all directions whether seated or standing, and the retractable teak blinds allow for shade or total privacy as you sit at a dock. The gracious tufted ultra-leather settee on starboard lifts to reveal a large storage area. It faces two tastefully custom painted wicker club chairs and a retracted 42” plasma screen TV cabinet. The cabinet was designed to disappear in the room unless wanted. The TV can be raised, or the doors in front of it opened for a different viewing experience. There is a hidden BOSE Lifestyle surround sound system in the salon and the same system provides entertainment throughout the yacht. All this makes the salon ideal for conversation, reading, enjoying entertainment, or just watching the scenery stream by. As you move forward, port of

the dining area is an under counter refrigerator/ice maker, a Subzero freezer and a Subzero wine cooler. The dark green granite topped counter itself has a built in, hidden small bar sink which makes entertaining in this space easy and neat. Flanking the dining table are drawers and cabinets for ample storage. The standard open space designed by Marlow between the Galley and Salon has been modified in a totally unique way: A high gloss teak partition that can be raised and lowered with a press of a button. This gives both the Salon and the Galley area privacy, yet when open, allows for direct sight lines from the Helm to the aft deck. It is the only Marlow known with this feature. Forward and up three steps past the dining area is the fully equipped galley with a custom upgraded stove exhaust system. There is an L-shaped dinette area forward to port with a telescoping and movable varnished wood table. The intelligent design of this entire area pairs the functionality of fine Pilot House with the comfort of a beautiful Galley. Blue Moon's pilothouse was designed with an expanded helm area to accommodate the remarkable array of electronics and navigation equipment. Two Stidd chairs allow both the captain and a mate to have full access to all electronics and radios while cruising. Every piece of electronic equipment on the yacht is redundant at both the helm station and the fly bridge station. Starboard of the helm are stairs that access below deck to the Master Stateroom, VIP stateroom and a twin Guest Cabin. There are secure hand grasps and a recessed banister for safety. Entering the full beam Master Stateroom brings you to your private respite. Designed with a tufted ultra-leather settee to starboard and custom owner's desk to port surrounded by bookshelves and cabinets, this space provides a private and quiet place to relax away from crew and guests. Again paintings and lighting add to the ambiance. The owner's desk area is equipped with networked Furuno monitor that allows viewing of the four on deck and engine room cameras, radar, navigation or weather screens with a press of a button. A permanently mounted ICOM VHF radio completes this space and allows the owners to monitor or be in touch with all communications. All cabins are equipped with Panasonic PBX networked phones that allow intercom connection to the crew or any space on the yacht and also allow phone access to Cell, landline or Sat phone. The master cabin has separate his and hers heads connected by a large shower with frosted glass and teak grating. Both the VIP and the guest cabin also have their own head with shower. All heads are equipped with Headhunter systems and elegant hardware. The VIP head was designed with a second door that opens to the hallway. This allows this head to become a day head by simply closing the head door to the VIP stateroom. The Whirlpool washer and dryer are conveniently located in a hallway locker with a pull out folding table. This area also has a large custom designed linen/detergent locker and there is are large hatches in the hallway and forward for access to the pump room, hot water heaters, filters, and ample storage.

Galley

Galley and salon countertops are a rich dark green granite. 2 U Line extra capacity 2 drawer refrigerators (4 drawers total) 2 under counter Sub Zero Freezer Drawers

Dacor 4 burner cook top and oven Sharp Carousel Microwave/Convection oven Custom Upgraded Exhaust Fan with dropped glass hood Fisher & Paykel Dishwasher Kitchen Maid sink disposal Grohe polished faucets Separate filtered drinking water faucet. Built in Spice rack and tray cabinet Teak and Holly soles, teak blinds Stemware locker Varnished Teak and Maple cover for the sink

Pilothouse

Adjustable teak dining table to port. Settee upholstered with tufted Ultra leather. Extended Helm station with two Stidd polished stainless helm chairs upholstered with Ultra leather. Lit Teak stairway down to staterooms. Lit Teak stairway up to fly bridge to port. 3 Large chart drawers and bookcase on starboard Teak and Holly soles, teak blinds

Master Stateroom

The stateroom is ideally located and insulated from the engine room noise by bulkheads and fuel tanks, and by his and her heads. The master stateroom is full beam with six stainless steel opening ports with removable screens. There are two more port lights in the heads. Ultra-leather Settee with storage underneath. 4 clothing hanging lockers and one large and deep storage locker all cedar lined. The cabin has ample drawer and cabinet space port and starboard as well as on either side of the bed. King sized bed on centerline with large storage drawers under on either side. The bed lifts to reveal more storage and a safe. Flat screen direct HD TV, CD, DVR and Bose sound system. Teak & Holly soles, light blocking curtains. Custom designed Owner's Desk with adjustable arm lamps, Furuno MU 120C 12" display for all NavNet and Camera inputs and ICOM VHF.

VIP Stateroom

Queen sized bed on centerline with oversized drawers, lockers, and convenient storage areas throughout. Overhead large deck hatches with screens and sun shades. Flat Screen TV Cedar lined hanging lockers. En-suite head, w/stall shower. Two doors allowing privacy if used as a day head. Teak & Holly soles.

Twin Guest Cabin

Twin side by side berth layout with Teak & Holly soles and en-suite head w/stall shower. Cedar lined hanging locker Flat screen TV Two stainless opening ports with removable screens and light blocking curtains. Under bed storage drawers and large under deck storage compartment. Additional storage compartment under port berth. Teak & Holly soles.

Crew Cabin

Queen size bed that can be divided to twin sleep areas. Head, shower, microwave, flat screen TV/entertainment center with DVD. Ladder Entry under aft deck seating area while underway or via Water tight transom door off swim platform. Direct access to large port and starboard lazarette/workspace storage area. Large hanging locker. Captains desk with swing out seating

Flybridge

Extended fly bridge hardtop (36 " longer than standard) with custom radar/electronics mast and retractable access ladder. Extended boat deck aft allowing coverage of lower aft deck. Allows for larger dinghy placement further aft. Removable Safety railings aft. 15' Novarania 460DL center console tender w/90hp Yamaha 4 stroke engine, Standard Horizon VHF and Garmin GPS including charts. Custom built removable Tender chocks allow for entire deck to be used for entertainment when Tender in the water. 10-person automatic inflatable Winslow life raft model M100. Aritex A800 1600 lb. hydraulic davit with remote control for positioning, rotation and extension features. 4 Flood lights on aft end of hardtop and extended boat deck. 2 Gaggenau electric grills Combination U-Line fridge/icemaker Sink with hot and cold water. Deck wash down spigot. Twin Settee tables in front of L shaped seating areas. High finished teak, sliding and telescoping for personalized comfort. 2 Stidd powder coated helm chairs. Weather proof Chart Box. AC and DC and electrical outlets. Intercom. Custom Awlgrippped Life Ring with Forespar Strobe light

Aft Deck

Extremely large area for outside dining, including custom built varnished teak table and seating for six. Varnish director's chairs with custom fabrics and pillows. Overhead protection from extended upper boat deck. Transom door on starboard side with easy access to lower swim platform. Retractable Emergency manual control station. Small drink refrigerator and sink with hot and cold running water. Storage lockers. Stairway up to Flybridge. Custom Awlgrip life Ring with Forspare Strobe light

Machinery/Mechanical Equipment

Twin Caterpillar C32 engines. Each engine twin turbocharged and after-cooled producing 1675 HP. Twin ZF 2061A transmissions. Twin Aquadrive anti-vibration shaft couplings. Twin custom built Southeastern Foundries Shaft Seals - 3 ½" A complete second set of bronze propellers (in storage) Twin Spurs Marine Shaft Spurs Two 25 KW Northern Lights gensets. Ungraded under water exhaust system with New and upgraded exhaust blankets Reverso Oil Change System 4 Fireboy CO2 detectors

Fireboy Fire Suppression Engine Room System Sea Recovery 1400 GPD water maker – with remote in Pilot House - Multiple filter systems. Naiad Multi Sea II stabilizers with dual station controls Headhunter Mach 5 primary water pump Headhunter X-caliber back up pump Multiple wash down pumps and boosters Racor Drinking water filters Separate Drinking water tank –Stainless steel Headhunter Black water pump Dometic Grey water pump Twin Dometic Chillers – 16,000 btu air conditioning system with 7 air handlers. Demister air intake system Custom additional Engine Room Lighting 4 high volume engine room blowers Morse electronic engine controls – 3 stations Including Manual engine controls backup station 50 Gallon spare oil tank Upgraded Sea Chest (4) 3700 GPH bilge pumps with auto/manual switches Polished stainless steel engine beds, risers, and fuel manifolds Engine room lead/foam fiberglass composite insulation for heat and sound 3-30 Gallon stainless water heaters Dual Racor filters with pressure gauges for both main engines and both generators Upgraded central Vacuum system Aqualarm High water bilge alarms in each bilge compartment

Exterior Mechanical Equipment

Maxwell 3500 2 anchor Hydraulic windlass with remote switches and fresh and salt water wash downs Hydraulic powered winch on top of windlass Ground Tackle: 70kg Bruce Anchor to Starboard – Stainless Steel Plow Anchor to Port – Stainless Steel All chain rodes measure marked MarQuipt 5 step boarding ladder. 4 side boarding gates/doors including two forward. Swim platform with folding swim ladder Fresh hot and cold water shower on swim platform Aritex A800 1600 lb. hydraulic davit with remote control for positioning, rotation and extension features.

Electronics

4 - Northstar 6000i/6100i GPS units Pilot House and Flybridge Furuno NavNet 2 Networked System – 3 Black box processors Furuno 24KW Radar (6' open array antenna) Furuno 12 KW Radar (4' open array antenna) 6 - Furuno MU 155C 15" displays Pilot House and Flybridge 1 – Furuno 12" display – Master State Room Navnet ARP module Navnet Sounder module Furuno Model 50 Display for depth/speed/etc. Simrad AP25 Autopilot –Pilot House and Flybridge Rudder position indicator – Pilot House and Flybridge 2 - Icom M602 VHF radios – Pilot House and Flybridge 2 – Icom Command Mic's – Pilot House and Flybridge Fully integrated Furuno FA-150 AIS system 2 Dell computers: 1 Dedicated to Nobeltec Navigation software and charts 1 Dedicated to WeatherWx XM satellite weather receiver and software 2 complete sets - Brookes and Gatehouse H 2000 instruments – Speed/Depth/Wind Maretron NMEA 2000 display and gyrocompass and sensors KVH Satellite Phone Wave Wi-Fi system Cradlepoint Router and multiple hot spots Custom Carlisle and Finch 10" Searchlight – 2 stations Kalenberg Air horns Fogmate horn controller Cell phone amplifier Upgraded KVH Direct HDTV system – 5 receivers Intercom system 4- Color waterproof cameras and

controller (engine room, aft deck Flybridge forward and Aft) Panasonic KX-TD PBX Phone system – Cell/Land/Sat with intercom system 5 desk phones 2 remote phones

Electrical

Two 25 KW Northern Lights Generators in custom see through cabinets 4 - Glendenning cablemaster shore power systems - 2 forward and 2 aft 2 - extra 50 Amp extension cords 2 - Custom built Charles Isolation/Power boosters forward for low power marinas 10 AGM no maintenance battery package Wards Smart Y Box - 100 amp to 2x50 Newmar 12v and 24v Battery chargers Xantrex 4000w Inverter/Charger Spare Xantrex 4000w Inverter/Charger (in storage)

Unique Upgrades

The twin "Skegs" on **BLUE MOON** have been completely rebuilt with updated techniques, engineering and material not available at the time of manufacture. This upgrade was undertaken as a result of finding some damage to the skegs after a low speed grounding in the Spring of 2009 and recognizing there was room for improvement beyond a repair. The skegs are now at the highest possible level of Marine standards. A well-known surveyor was retained to over-see all facets of the project and concluded that **BLUE MOON** is structurally superior to other boats of that era and equal to or better than the original construction." A thorough report is available upon request. 1) Hydraulic Side Power Bow and Stern Thrusters 2) Hydraulic Maxwell Windlass 3) Electric powered Teak Privacy Divider between Salon and Galley 4) Custom Classic yacht High Gloss Interior 5) Custom extended Helm 6) Spare set of Bronze Propellers 7) Spare Xantrex Inverter 8) Double redundancy on all electronics 9) Two Charles Isolator Power Boosters for low dock power 10) On line Maintenance reminder and history by Wheelhouse Technologies 11) Custom Radar and Electronics Mast, components and search light

In Conclusion

When she was commissioned in 2007 **BLUE MOON** was the most expensive Marlow ever built. Today she remains the most beautifully designed and equipped 80' Marlow open bridge available on the market. With the classic stunning looks of an offshore styled yacht, she has become famous in virtually all harbors from Maine through the Keys and Bahamas.

Exclusions

Potential purchasers should assume that those items aboard vessel, which are not

specifically listed in the itemized description and equipment specification inventories per room, are excluded from the sale. A list of specific exclusions will be provided to serious buyers upon request.

Photo Credits

All photography by Alison Langley Additional Detail and drone photography by Jane Kurko and Cody Mitchell

PLEASE NOTE:

A BROKER FRIENDLY WEBSITE IS AVAILABLE ON **BLUE MOON** UPON REQUEST.

Exclusions


Owner's personal belongings.

Disclaimer


The Company offers the details of this vessel or yacht in good faith but cannot guarantee or warrant the accuracy of this information nor warrant the condition of the vessel. A buyer should instruct his representatives, agents, or his surveyors, to investigate such details as the buyer desires validated. This vessel or yacht is offered subject to prior sale, price change, or withdrawal without notice.

PHOTOS


BLUE MOON




Exceptional Views from Large Salon Windows




Salon Dining for Six Guests




Fully Equipped Galley



Pilothouse with L-Shaped Dinette




Expanded Helm Area for an Array of Electronics and Nav. Equipment




**Full Beam Master Stateroom
w/Custom Designed Owner's Desk**




**King Sized Bed with Large Storage
Drawers**



Ultra-Leather Settee




Separate His and Hers Heads






VIP Stateroom with Queen Sized Bed




En-Suite Head and Stall Shower



Twin Guest Cabin w/En-Suite Head and Shower




Twin Settee Tables in Front of L Shaped Seating Areas



Extended Flybridge Hardtop w/Custom Radar/Electronics Mast



Extended Boat Deck



Oversized Windows Bring In Abundance of Lighting




Large Side Decks




Stairway up to Flybridge




Crew Cabin Can Accommodate Two Crew




Large Lazzarette/Workspace Storage Area



Twin Caterpillar C32 Engines



Extremely Large Aft Deck for Outside Dining for Six





CONTACTS

Andrey Shestakov, leading yacht broker of the sales department of Shestakov Yacht Sales Inc. Shestakov Yacht Sales Inc., the official representative of the Miami/Fort Lauderdale FL headquarters.

Contact details

Email: **andrey@shestakovyachtsales.com**

Web: shestakovyachtsales.com/en/

Telephones

USA: **+1(954)274-4435**

Office hours

Monday – Saturday: **9:00 - 21:00** EDT

Sunday: **closed**

Address



Harbour Towne Marina, 850 NE 3rd St, STE 213, Dania, FL 33004