

## **BONE 4 TUNA — BOSTON WHALER**



**Builder:** BOSTON WHALER

**LOA:** 37' 0" (11.28m)

**Year Built:** 2014

**Beam:** 11' 6" (3.51m)

**Model:** Center Console

**Min Draft:** 3' 0" (0.91m)

**Price:** PRICE ON APPLICATION

**Location:** United States

Our experienced yacht broker, Andrey Shestakov, will help you choose and buy a yacht that best suits your needs **BONE 4 TUNA — BOSTON WHALER** from **our catalogue**. Presently, at **Shestakov Yacht Sales Inc.**, we have a wide variety of yachts available on **our sale's list**. We also work in close contact with all the big **yacht manufacturers** from all over the world.

If you would like to buy a yacht **BONE 4 TUNA — BOSTON WHALER** or would like help answering any questions concerning purchasing, selling or chartering a yacht, please call **+1(954)274-4435**

# TABLE OF CONTENTS

TABLE OF CONTENTS	2
SPECIFICATIONS	4
Overview	4
Basic Information	5
Dimensions	5
Speed, Capacities and Weight	5
Accommodations	5
Hull and Deck Information	5
Engine Information	5
DETAILED INFORMATION	6
2014 37 BOSTON WHALER OUTRAGE	6
Exclusions	8
Disclaimer	8
PHOTOS	10
HARD TOP	10
HARD TOP AFT	10
HARD TOP FORWARD	10
HARD TOP, FLIR NIGHT VISION, RAYMARINE	11
CABIN	11
HELM FORWARD	11
HELM SEATING	11
HELM FORWARD	11
AFT HARTOP LED LIGHTING & JL SPEAKERS	12
COCKPIT GRILL & TACKLE STORAGE	12
BOW SEATING WITH STEREO CONTROL PORT SIDE	12
FORWARD SEATING	12
BOW COCKTAIL TABLE	12
AFT FORWARD SEATING	12

STORAGE UNDER FORWARD SEATING	12
STARBOARD SIDE AFT	12
PORT SIDE FORWARD	13
STARBOARD SIDE AFT	13
HARDTOP AFT	13
TRIPPLE 300HP MERCURY VERADOS 320 HOURS & SWIM LADDER	13
STARBOARD COCKPIT FREEZER FISH BOX	13
PORT COCKPIT FISH BOX WITH FREEZER PLATE	13
FRIDGE PORT SIDE HELM	13
BOW PORT SIDE STEREO CONTROL UNIT	14
FRIDGE PORT SIDE HELM	14
FLUSHED ANCHOR WITH WINDLASS HATCH	14
DIVE DOOR PORT SIDE	14
COCKPIT WITH COCKPIT TABLE STORAGE	14
COCKPIT HATCH GENERATOR & PUMP ROOM	14
TRIPPLE 300HP MECURY VERDOS 320 HOURS	15
CONTACTS	16
Contact details	16
Telephones	16
Office hours	16
Address	16

---

# SPECIFICATIONS

---

## Overview

---

"BONE 4 TUNA" is the highest spec 37' 2014 Boston Whaler Outrage currently for sale. She is captained maintained and she shows it throughout. She has heavy duty electronics for the hard core fishing and rigged for tournament fishing if desired. She is the only 2014 37' Outrage for sale that has warranty on everything until 2021. Some of her major key highlights are the following.

- Triple 300hp Mercury Verados (white) with 320 hours, with type 2 Hydraulic Pumps, Verado Hydraulic house Kit - With warranty till 2021.
- Bow Thruster.
- Raymarine - GS165 Display with RMK-9 remote keypad
- Raymarine -12KW 48" Super HD color open array radar.
- Raystar - 130 GPS sensor.
- Raymarine- 260- VHF
- CP100 CHIRP Down Vision Sonar.
- B260- Through hull Transducer.
- Upgraded CPT- 120 Bronze through hull for CP1.
- CP300- Digital Sounder Module.
- Raymarine 260- VHF.
- Evolution - EV400 Auto Pilot
- FLIR- Night Vision Camera
- Raynet to Ethernet Cable.
- HSS Network Switch.
- CAM200 - Under water Camera.
- Cockpit freezer plates.
- Cockpit 12V Receptacles located in cockpit for electric reels. (Deep Dropping)
- Outriggers
- Underwater lights
- Cockpit Table.
- Sirius XM weather receiver
- White Hardtop with Enclosure curtains.
- Bow Sun Shade
- SS Anchor & windlass.
- \*\*\*\*\*WARRANTY UNTILL 2021\*\*\*\*\*

DYSID:3050763

---

## Basic Information

---

**Category:** Center Console

**Model Year:** 2014

**Year Built:** 2014

**Country:** United States

---

## Dimensions

---

**LOA:** 37' 0" (11.28m)

**Beam:** 11' 6" (3.51m)

**Min Draft:** 3' 0" (0.91m)

**Clearance:** 16' 0" (4.88m)

**MFG Length:** 37' 6" (11.43m)

---

## Speed, Capacities and Weight

---

**Displacement:** 13500 Pounds

---

## Accommodations

---

**Total Cabins:** 1

**Total Berths:** 1

**Total Heads:** 1

---

## Hull and Deck Information

---

**Hull Material:** Fiberglass

**Hull Configuration:** Deep Vee

---

## Engine Information

---

**Engines:** 3

**Manufacturer:** Mercury

**Model:** 300 XL VDO DTS L6 4S

**Fuel Type:** Gas/Petrol

---

# DETAILED INFORMATION

---

---

## 2014 37 BOSTON WHALER OUTRAGE

---

### Specs- 2014 37' BOSTON WHALER OUTRAGE -

**Builder: Boston Whaler** Designer: Boston Whaler Warranty: 10 years Hull Shape: Deep Vee **Dimensions**

LOA: 37 ft 6 in Beam: 11 ft 6 in Minimum Draft: 3 ft 0 in Bridge Clearance: 16 ft 0 in with top

Deadrise: 24 ° at Transom Dry Weight: 13500 lbs Transom Height: 2 ft 6 in Max Load Capacity: 5290 lbs

**Engines Engine 1:** Engine Brand: Mercury (WHITE) Engine Model: 300 XL VDO DTS L6 4S **(320 HOURS)** Engine Type: Outboard Engine/Fuel Type: Gas/Petrol Location: Starboard Engine Power: 300 HP

**Engine 2:** Engine Brand: Mercury (WHITE) Engine Model: 300 XL VDO DTS L6 4S **(320 HOURS)** Engine Type: Outboard Engine/Fuel Type: Gas/Petrol Engine Power: 300 HP

**Engine 3:** Engine Brand: Mercury (WHITE) Engine Model: 300 XL VDO DTS L6 VS **(320 HOURS)** Engine Type: Outboard Engine/Fuel Type: Gas/Petrol Location: Port Engine Power: 300 HP

**Tanks** Fresh Water Tanks: 1 Fiberglass (60 Gallons) Fuel Tanks: 1 Aluminum (425 Gallons) Holding Tanks: 1 Fiberglass (10 Gallons)

**Accommodations** Number of double berths: 1 Number of cabins: 1 Number of heads: 1 Seating Capacity: 16 Electronics Compass CD player Radio DVD player VHF Autopilot Radar Depthsounder Navigation center TV set Cockpit speakers GPS Plotter Inside Equipment Battery charger Air conditioning Bow thruster Hot water Electric head Sea water pump Heating Microwave oven Electric bilge pump Refrigerator Electrical Equipment Shore power inlet Inverter Generator Outside Equipment/Extras Cockpit table Cockpit cushions Swimming ladder Cockpit shower

### Deck / Cockpit

10" stainless steel cleats – bow (2), spring line with hawse pipes (2), stern with hawse pipes (2), pull-up cross tie cleats at transom (2), anchor locker (1) 28" interior freeboard Transom door with stainless steel latch Bow eye Cockpit LED courtesy lighting Full coaming bolsters Gunnel mounted rod holders – bow (4), aft cockpit (5) Heavy-duty rub rail Integral swim platform with grab rail and covered stainless steel ladder Molded fiberglass port side dive / boarding door with removable stainless steel dive ladder Pressurized aerated livewell (24 gal) with lid and blue interior in aft port

corner Self-bailing cockpit sole Stainless steel cockpit toe rails Stainless steel drink holders – bow (4), hawse pipes (2), helm (2), console lounge (4), leaning post (2) Stainless steel grab rails Stainless steel thru hull anchor roller davit Transom rod holders (5) Under gunnel rod holders (3) Under gunnel storage shelf with downrigger weight holders (2 per side) Welded stainless steel low profile interior rail Windlass with rope and anchor

## Console

12-V receptacles (2) Cast stainless steel steering wheel with knob Center helm layout Compass Dash visor Drink holders (2) Electronics mounting surface with space for dual displays Instrumentation and electrical switch panel with circuit breakers and illuminated text Lockable acrylic sliding entry door located on Port side of console. Molded console footrests and fold-down helm standing platform Mercury® DTS dual binnacle control Remote ignition key switches with pushbutton start at helm Stereo – Fusion® AM/FM iPod ready stereo with single CD/DVD player, 3.5" color display, JL audio waterproof speakers, subwoofer, amplifiers (2), remote controls (2) and MP3/USB inputs at helm and sun lounge

## Seating

Fold-away stern bench seat Forward console lounge with fold-down armrests, drink holders (4), backrests, removable cushion, stereo remote, auxiliary input and 12-V receptacle Forward deck seating with drink holders (4) Helm and companion bolster style seats (3) with fold-down armrests (center seat is electrically actuated)

## Storage

Bow anchor locker with drains Insulated in-floor fishboxes with pump-out - aft (4), forward (1) Lifejacket storage Lockable console front storage - holds six rods, two 5 gal buckets (included), one 36 qt cooler (included), miscellaneous gear and optional dive tank racks Storage bin in console Storage under bow seating Under gunnel storage shelves and storage nets

**Hardtop / Windshield System** Aft cockpit area flood lights (2) Bow area flood light Custom powder coated, integrated frame with aft support legs Ladder access to hardtop LED blue lighting LED courtesy chart light (red and white) Lifejacket storage Lockable electronics box Outriggers Rod holders (6) Stereo speakers (4) Tempered glass windshield with actuated vent

## Deluxe Leaning Post / Bait Prep Center

Bait prep area with cutting board Custom helm and companion bolster style seats (3) with fold-down armrests (center seat electrically actuated) Drink holders (2) Electric grill Freshwater sink with hot and cold water Helm and starboard fold-down standing platform Lure bags with dedicated storage (6) Port side fold-down footrest Pressurized

aerated livewell (55 gal) with clear lid, blue interior and red and white lights Pull out refrigerator/freezer (1.75 cubic feet) Stainless steel grab rail Storage lid with tool holders, storage nets and leader holders Storage net on aft face Tackle storage drawers Tip-out trash receptacle

### **Cabin Interior / Shower / Head**

12-V receptacle, 120-V outlet 19" flat screen HDTV Air conditioner with windshield defogger (8,000 BTU) Convertible settee / double berth with Ultraleather® upholstery Drawer refrigerator (1.3 cubic feet) Flexiteek flooring Hanging locker Hinged toilet cover with cushion Interior courtesy lights (red and white) Microwave Opening portholes with screens (2) Shower with curtain and dedicated wand / sprayer Skylight and side lights (2) Storage cabinet Task lighting Toilet paper holder Toothbrush holder Trash receptacle VacuFlush™ toilet with holding tank, overboard discharge and dockside pump-out Vanity with vessel sink and mirror

### **Mechanical**

300 L6 DTS triple Mercury Verado FourStroke engines with power steering and Shadow Mode Technology (91 octane fuel recommended) 425 gal aluminum fuel tank Automatic bilge pumps (750 GPH berth, 2,000 GPH bilge, 2,000 GPH with high water alarm) Battery trays (4) with remote switches and automatic charging relays Bow thruster (4 kW) with dedicated battery bank and charging system Cast stainless steel thru hulls Cockpit and machinery space lighting Diesel generator (8 kW Fischer Panda) with 20 gal fuel tank Dual 30 amp shore power inlets with battery charger, isolation transformers and shore power cords Electric trim tabs with indicator (dual ram) Electric trumpet horn Freshwater system with 60 gal tank, sink in console, shower in console, sink at prep station, freshwater hot and cold transom shower, hot and cold dive door shower, anchor washdown and mid-ship outlet LED navigation lights in hard-top Pressurized aerated livewell (24 gal) with clear top window and blue interior in aft port corner Pressurized aerated livewell (55 gal) with clear top window and blue interior in leaning post Pressurized hot and cold water system with dockside hook-up and tank level indicator Raw water washdown outlet mid ship SmartCraft VesseView 7" display Stainless steel propellers Transducer mount area Water heater Windlass with rode and anchor Windshield wiper with wash system

## **Exclusions**

---

Owner's personal belongings.

## **Disclaimer**

---


The Company offers the details of this vessel or yacht in good faith but cannot guarantee or warrant the accuracy of this information nor warrant the condition of the




vessel. A buyer should instruct his representatives, agents, or his surveyors, to investigate such details as the buyer desires validated. This vessel or yacht is offered subject to prior sale, price change, or withdrawal without notice.

# PHOTOS


---




**HARD TOP**





**HARD TOP AFT**





**HARD TOP FORWARD**





**HARD TOP, FLIR NIGHT VISION,  
RAYMARINE**




**CABIN**




**HELM FORWARD**




**HELM SEATING**




**HELM FORWARD**




**AFT HARTOP LED LIGHTING & JL  
SPEAKERS**




**COCKPIT GRILL & TACKLE STORAGE**




**FORWARD SEATING**




**BOW SEATING WITH STEREO  
CONTROL PORT SIDE**




**BOW COCKTAIL TABLE**



**AFT FORWARD SEATING**





**STORAGE UNDER FORWARD SEATING**




**STARBOARD SIDE AFT**




**PORT SIDE FORWARD**




**STARBOARD SIDE AFT**



**HARDTOP AFT**




**TRIPPLE 300HP MERCURY VERADOS  
320 HOURS & SWIM LADDER**




**STARBOARD COCKPIT FREEZER FISH  
BOX**




**PORT COCKPIT FISH BOX WITH  
FREEZER PLATE**




**FRIDGE PORT SIDE HELM**




**FRIDGE PORT SIDE HELM**



**BOW PORT SIDE STEREO CONTROL UNIT**




**FLUSHED ANCHOR WITH WINDLASS HATCH**



**DIVE DOOR PORT SIDE**



**COCKPIT WITH COCKPIT TABLE STORAGE**




**COCKPIT HATCH GENERATOR & PUMP ROOM**



---

**TRIPPLE 300HP MECURY VERDOS 320 HOURS**



# CONTACTS

---

Andrey Shestakov, leading yacht broker of the sales department of Shestakov Yacht Sales Inc. Shestakov Yacht Sales Inc., the official representative of the Miami/Fort Lauderdale FL headquarters.

## Contact details

---

Email: **andrey@shestakovyachtsales.com**

Web: [shestakovyachtsales.com/en/](http://shestakovyachtsales.com/en/)

## Telephones

---

USA: **+1(954)274-4435**

## Office hours

---

Monday – Saturday: **9:00 - 21:00** EDT

Sunday: **closed**

## Address

---



Harbour Towne Marina, 850 NE 3rd St, STE 213, Dania, FL 33004