

DARF V — JEFFERSON



Builder: JEFFERSON

Year Built: 2001

Model: Motor Yacht

Price: PRICE ON APPLICATION

Location: United States

LOA: 49' 0" (14.94m)

Beam: 15' 6" (4.72m)

Min Draft: 3' 9" (1.14m)

Cruise Speed: 16 Kts. (18 MPH)

Max Speed: 20 Kts. (23 MPH)

Our experienced yacht broker, Andrey Shestakov, will help you choose and buy a yacht that best suits your needs **Darf V — JEFFERSON** from **our catalogue**. Presently, at **Shestakov Yacht Sales Inc.**, we have a wide variety of yachts available on **our sale's list**. We also work in close contact with all the big **yacht manufacturers** from all over the world.

If you would like to buy a yacht **Darf V — JEFFERSON** or would like help answering any questions concerning purchasing, selling or chartering a yacht, please call **+1(954)274-4435**

TABLE OF CONTENTS

TABLE OF CONTENTS	2
SPECIFICATIONS	3
Overview	3
Basic Information	7
Dimensions	7
Speed, Capacities and Weight	7
Accommodations	7
Hull and Deck Information	8
Engine Information	8
PHOTOS	9
CONTACTS	24
Contact details	24
Telephones	24
Office hours	24
Address	24

SPECIFICATIONS

Overview

An exceptional example of Jefferson's Rivanna Cockpit Trawler, powered by the optional twin Cummins 6CTA8.3M2 Diamond Series diesels, coupled with a performance semi displacement hull, this CPMY cruises at a comfortable 16kts with a top end of 20kts. Cruise her @8kts and her range is 600 miles and fuel burn @ .5 gpm. Truly the best of both worlds.

This particular 46 has a unique story and some special one-of-a-kind features. She was the only 46 Rivanna constructed by Jefferson Yachts in partnership with the Her Shine Marine Co., Ltd boat yard in Tiawan - a renowned and quite famous boat yard known for heavy construction, fine craftsmanship and masterful interior woodwork.

Her design and construction was personally overseen by the CEO of Jefferson Yachts since she was the flagship for the Rivanna line, and destined to represent Jefferson Yachts during the 2002 boat show circuit in Florida and the East Coast. This is Hull #1.

Jefferson spared no expense during this initial build including items such as steel encased stringers, oversize deck hardware, stunning high gloss wood work throughout her interior, among other noticeable touches and attention to detail.

When delivered to the U.S., she priced out at \$949k when complete. She feels more like a custom yacht than a production boat, but her build cost was simply too high for the U.S. market, so Jefferson relocated all production that followed to China to reduce costs.

Her owner understood the uniqueness of this vessel and followed her from the boat show circuit to the East Coast and passed on several other "Jeffs" until he was able to acquire this particular Rivanna. The Jefferson dealer at the time had put her away for safe keeping after the show season and planned on keeping her for himself until the current owner convinced him to sell.

Since then, her owners have cared for her with much love and attention and have cruised her lightly each year along Florida's Gulf Coast, including two magnificent "Great Loop" adventures.

All systems and maintenance are up to date and she comes with a spare parts locker and equipment list that is extensive. She was hauled in Oct 2016 for inspection and received new bottom paint, zincs and cutlass bearings.

She is truly "Loop" ready and includes a complete 3-ring binder set of manuals for all systems, engines, as well as up to date maintenance log with receipts, along with various notes and files regarding vessel maintenance.

Vessel Walk Through - On Deck

The outdoor livability and comfort of this vessel is outstanding.

A full beam aft deck is covered by an integrated hard top and isinglass enclosure, with a spacious seating area that includes furniture set, wet bar, fridge, trash compactor, 110V outlets and Cable TV. Her solid "wing doors", to port and starboard, enclose the seating area from the elements and each lead forward to the bow. Her walk ways are wide and easily navigated with heavy stainless hand rails leading forward that have retractable sliding rails on either side for mid-ship entry and exit via a custom boarding ladder.

Ground tackle consists of 90' of chain, 250' line, chrome plated plow anchor with long fluke and swivel, and powered by a Maxwell Freedom windlass, along with fresh and salt water couplings for easy wash down.

The lower aft cockpit is accessed from the covered aft deck down two steps. The cockpit provides excellent safety when docking, handling lines or loading gear and groceries. Here you will find her stern cleats, 50A power cord, storage, as well as a cockpit door that leads to the swim platform.

Returning to the covered aft deck, and slightly to port you will find the salon entry door that leads below as well as a very wide and completely integrated fiberglass stairway (no ladder) that leads up to the enclosed fly bridge/upper helm. The helm station is immense and provides excellent visibility.

The bimini top is constructed of white Stamoid (upgraded material) with zip-out Isinglass enclosure windows. Directly behind the captains' chair to starboard you will find a large wrap around "L" shaped seating area and table as well as an additional bench seating area to port, both offering plenty of room to stretch out and relax when underway.

The radar arch is hinged for bridge clearance, and a large aft upper deck is accessible for sun bathing or dingy storage (currently no brackets or davit, but easily installed). A portable AC unit is used to cool the helm area when underway during the summer months and this is included

Navigation Equipment - Upper Helm

The helm is nicely laid out with heavy duty stainless wheel and a complete set of fully functioning Ray Marine electronics that include:

- C120 color plotter with radar overlay
- Complete set of data cards, Navionics, for Florida, Bahamas, Caribbean, and the entire nav kit for the Great Loop, including 2016 software updates
- Ray Marine Depth, auto pilot, VHF
- Covered gauges under heavy polished stainless and glass enclosures

- Cummins Marine gauge package for each engine - analog
- Trim Tab controls
- Windlass controls

Vessel Walk Through - Interior

You enter the salon from the aft deck, down several steps to a very nicely laid out living area with "L" shaped sofa, beautiful lower helm station, AC and DC back lit elec panels, flat screen TV, storage cabinetry everywhere you look, recessed lighting, even a hidden Central Vac system. The plastic is still on the stairway carpeting leading from the aft deck to the salon - this boat is clean - her headliner appears new and her salon windows forward and on either side offer panoramic views of any anchorage with custom solar screen shades for privacy.

The interior woodwork and craftsmanship is simply awesome.

Her flooring is teak hardwood plank and it is impressive. Everywhere you look and touch, things just feel solid and high quality.

Her galley is down to port, but with the open air ceiling, and huge glass salon windows overhead, she feels more like a galley up vessel. She has a **full size refrigerator/freezer**, microwave, three burner stove top, overhead and under cabinet lighting, high-gloss custom wood cabinetry above and below with massive storage capacity, double stainless sink, and plenty of room for two to work the kitchen together with a large dining area with table and bench seating adjacent to the galley.

Forward of the Galley is the guest suite, with off-set full size bed, port holes, overhead hatch, hanging locker, storage drawers and seating area. A spacious full size guest bath with stall shower, vanity and vacuflush toilet system, port hole ventilation, mirror and lighting make guests quite comfortable.

The owner's state room is aft of the salon and boasts a center-line queen bed that is surrounded by hanging lockers, dressers, vanity with mirror, and drawers and storage everywhere you look, including hidden washer and dryer and flat screen TV. All in matching gloss cherry woodwork - it's just spectacular.

A full size bath tub/shower unit, vanity with mirror, soft lighting, port hole and vacuflush toilet system complete the private master bath.

Engine Room

Access is from the Galley, and the stairs are hinged and flip up and reveal her well lit, meticulously clean engine room. Entry is easy and headroom is adequate. All equipment is easily accessed for servicing.

- Twin Cummins Diamond C-Series 450 hp 6CTA8.3M2 engines with 2180 hours
- Westerbeke 10kw generator with soundshield enclosure 2400 hrs

- Twin Disc Marine Transmissions #MG507AL
- 420 gal fuel (there is a 3rd fuel tank that is plumbed in the empty aft compartment but never installed for extended range cruising with ballast added in lieu of fuel load)
- 200 gal water and hot water heater
- 40 gal holding
- Inverter and Battery Charger and batteries
- Various systems, valving, and tankage

Spare Parts Inventory:

- Raw water pump
- Impellers
- Transmission Cooler
- Racor Filters for Air, Fuel, Oil, Coolant
- 50A shore cord with splitters and adapters
- Circuit Breakers, switches, fuses, lighting
- Hinges, hose clamps, hoses, belts
- Spare props, packing, necessary tools
- Head Vent/Vac switch, misc replacement parts

Safety Equipment:

- Life Raft
- Epirb
- Ditch Bag with radio, survival gear, Binoculars
- Life preservers

Misc. Equipment:

- Head sets for communications
- Large ball fenders
- Lines
- New pots, pans, coffee maker, toaster, kitchen utensils
- Grill

Basic Information

Category: Motor Yacht

Sub Category: Cockpit

Model Year: 2001

Year Built: 2001

Country: United States

Vessel Top: Radar Arch and Bimini

Fly Bridge: Yes

Cockpit: Yes

Dimensions

LOA: 49' 0" (14.94m)

LWL: 46' 0" (14.02m)

Beam: 15' 6" (4.72m)

Min Draft: 3' 9" (1.14m)

MFG Length: 46' 0" (14.02m)

Speed, Capacities and Weight

Cruise Speed: 16 Kts. (18 MPH)

Max Speed: 20 Kts. (23 MPH)

Displacement: 53000 Pounds

Gross Tonnage: 26 Pounds

Water Capacity: 200 Gallons

Holding Tank: 70 Gallons

Fuel Capacity: 420 Gallons

Accommodations

Total Cabins: 2

Total Berths: 3

Sleeps: 6

Total Heads: 2

Hull and Deck Information

Hull Material: Fiberglass

Deck Material: Fiberglass

Hull Color: white

Hull Finish: Plastic

Hull Designer: Hershine Yachts Co. LTD

Engine Information

Engines: 2

Manufacturer: Cummins

Model: 6CTA8.3M2 Diamond Series

Engine Type: Inboard

Fuel Type: Diesel

PHOTOS









































CONTACTS

Andrey Shestakov, leading yacht broker of the sales department of Shestakov Yacht Sales Inc. Shestakov Yacht Sales Inc., the official representative of the Miami/Fort Lauderdale FL headquarters.

Contact details

Email: **andrey@shestakovyachtsales.com**

Web: shestakovyachtsales.com/en/

Telephones

USA: **+1(954)274-4435**

Office hours

Monday – Saturday: **9:00 - 21:00** EDT

Sunday: **closed**

Address



Harbour Towne Marina, 850 NE 3rd St, STE 213, Dania, FL 33004