

320CC — SAILFISH



Builder: SAILFISH

Year Built: 2016

Model: Center Console

Price: PRICE ON APPLICATION

Location: United States

LOA: 32' 0" (9.75m)

Beam: 10' 0" (3.05m)

Min Draft: 1' 10" (0.56m)

Cruise Speed: 40 Kts. (46 MPH)

Max Speed: 55 Kts. (63 MPH)

Our experienced yacht broker, Andrey Shestakov, will help you choose and buy a yacht that best suits your needs **320CC — SAILFISH** from **our catalogue**. Presently, at **Shestakov Yacht Sales Inc.**, we have a wide variety of yachts available on **our sale's list**. We also work in close contact with all the big **yacht manufacturers** from all over the world.

If you would like to buy a yacht **320CC — SAILFISH** or would like help answering any questions concerning purchasing, selling or chartering a yacht, please call **+1(954)274-4435**

TABLE OF CONTENTS

| | |
|-----------------------------------|----|
| TABLE OF CONTENTS | 2 |
| SPECIFICATIONS | 5 |
| Overview | 5 |
| Basic Information | 5 |
| Dimensions | 5 |
| Speed, Capacities and Weight | 6 |
| Accommodations | 6 |
| Hull and Deck Information | 6 |
| Engine Information | 6 |
| DETAILED INFORMATION | 7 |
| Deck and Hull | 7 |
| Electronics | 8 |
| Mechanical and Electrical | 8 |
| Other | 9 |
| Manufacturer Provided Description | 9 |
| Exclusions | 9 |
| Disclaimer | 9 |
| PHOTOS | 10 |
| Port Side | 10 |
| Starboard Side | 10 |
| Lift Kept | 10 |
| SS Thru Hull System | 10 |
| Flush Mounting | 10 |
| Forward Seating | 10 |
| Abundant Boxes | 10 |
| Recessed Rails | 10 |
| Looking Aft | 11 |
| Console Seat/Cooler | 11 |

| | |
|-----------------------|----|
| 3 Sided Enclosure | 11 |
| Forward Hardtop | 11 |
| Side Hardtop | 11 |
| Aft Hardtop | 11 |
| Side Entry | 11 |
| Sub Console | 11 |
| Security | 12 |
| Controls | 12 |
| Helm Seats Down | 12 |
| Helm Seats Up | 12 |
| Leaning Post | 12 |
| Leaning Post | 12 |
| Cockpit | 12 |
| Folding Bench | 12 |
| Under Gunnel | 13 |
| Gunnel Tackle | 13 |
| Deep Drop Plugs | 13 |
| Transom Livewell | 13 |
| Platform Ladder | 13 |
| Yamaha Engines | 13 |
| Built Tough | 13 |
| JL Audio Speakers | 13 |
| Mister System | 14 |
| Grand Slam Outriggers | 14 |
| Shorepower | 14 |
| Spreader Lights | 14 |
| Mesh Zipper Bag | 14 |
| CONTACTS | 15 |
| Contact details | 15 |

| | |
|--------------|----|
| Telephones | 15 |
| Office hours | 15 |
| Address | 15 |

SPECIFICATIONS

Overview

Like New Versatile Quality Center Console

The Sailfish 320 CC is a truly versatile fish and family boat, and built "beyond competition" tough with Kevlar and carbon fiber reinforcement. This one year old beauty is in tremendous lift-kept and covered condition, and is absolutely loaded with the best options.

- Twin Yamaha 300hp 4 strokes (transferrable warranties until 2020)
- Forward seating layout with bow forward backrests and removable table
- Deluxe leaning post with sink, Corian counter, SS refrigerator, tackle, and more
- Twin Garmin 7612 touchscreen displays with xHD radar
- Large cockpit with foldaway bench, livewell, big fish boxes, and deep drop plugs
- Hardtop with misting system, 3 side enclosure, and powder coated supports
- Got it all ...windlass, outriggers, underwater lights, Tecma head, and more

She is ready to hunt big game fish or cruise the islands. Save thousands over new!

DYSID:3035569

Basic Information

Category: Center Console

Model Year: 2016

Year Built: 2016

Country: United States

Dimensions

LOA: 32' 0" (9.75m)

Beam: 10' 0" (3.05m)

Min Draft: 1' 10" (0.56m)

Speed, Capacities and Weight

Cruise Speed: 40 Kts. (46 MPH)

Cruise Speed RPM: 4500 Kts.

Max Speed: 55 Kts. (63 MPH)

Max Speed RPM: 6050 Kts.

Displacement: 10500 Pounds

Water Capacity: 21 Gallons

Fuel Capacity: 284 Gallons

Accommodations

Total Heads: 1

Hull and Deck Information

Hull Material: Fiberglass

Hull Configuration: Fin & Spade

Engine Information

Engines: 2

Manufacturer: Yamaha

Model: 300hp 4 Stroke

Engine Type: Outboard

Fuel Type: Gas/Petrol

DETAILED INFORMATION

Deck and Hull

- White hull (carbon fiber and Kevlar reinforced)
- Variable Deadrise Stepped (VDS) designed hull
- SS and bronze thru hull fittings
- Large fiberglass hardtop
- White powder coated supports
- Taco Grand Slam outriggers
- Under top zipper mesh bag
- Under top molded speaker mounts
- Hardtop lighting
- Top rocket launcher (6 rod holders- powder coated)
- Transom livewell (30g)
- Transom door
- Transom foldaway SS 4 step swim ladder
- Transom shower
- Leaning post (sink, Corian counter, SS refrigerator, bait box, and SS tackle drawers)
- Helm seats with flip up bolsters and footrests (2)
- Top of gunnel rod holders (16)
- Under gunnel rod racks (port and starboard)
- Cockpit toe rails
- Cockpit Hubbell deep drop connections (2)
- Cockpit RW washdown system
- Cockpit hullside tackle compartments (port and starboard)
- Cockpit aft folding bench seat option (58")
- Bolsters (cockpit, bow)
- Fish boxes (cockpit sole, 2 forward)
- Recessed low profile powder coated bow railings
- SS thru hull anchor system with anchor locker
- SS Lewmar plow anchor with chain and rode
- Lewmar windlass with tethered remote
- Forward bow seating with forward backrests
- Sturdy flush mount pop up cleats (6)
- Forward large insulated hold
- Console forward Yeti cooler with bench seat
- Console with 3 sided enclosure
- Console plexi windshield
- Console top storage compartments box
- Console locking security bar for electronics
- Console footrest storage

- Side entry sub-console bi-fold locking door w/mirror
- Sub-console mesh hanging bag
- Sub-console electric toilet
- Sub-console storage 3 drawer and shelf unit
- Sub-console sink with wand faucet/shower
- Covers (controls, helm and console seating)
- Overhead electronics box
- Abundance of built-in SS beverage holders

Electronics

- Ritchie compass
- Garmin GPSmap 7612 (2)
- Garmin xHD closed array radar
- Garmin VHF 200 radio
- Shakespeare VHF antenna
- Yamaha digital engines display
- Fusion MS-RA205 stereo system
- Fusion MS-NRX200i remote control station (transom)
- JL Audio amplifier
- Premium JL Audio speakers
- Spotlight (hardtop mounted)
- Hardtop lighting
- LED underwater and courtesy lighting
- Scandvik spreader lights (forward and aft)

Mechanical and Electrical

- Twin Yamaha 300hp 4 stroke engine package (140 hours)
- Transferable Yamaha engine warranties (until 2020)
- Yamaha Saltwater Series II SS 3 blade props
- Yamaha electronic control system
- Power assisted steering
- Wheel with power knob
- Lenco trim tabs
- Misting system (hardtop)
- RW washdown systems
- SS Isotherm cockpit refrigerator
- Whale transom shower system
- Marinco shorepower (starboard console plug)
- Hubbell 30a deep drop plugs under cockpit gunnels
- High speed livewell pickup

- Powermania Turbo M330 3 bank 30amp battery charger
- Bilge pumps (2)
- Die Hard batteries (3)
- Tecma electric head system
- Electronic horn
- Lewmar windlass in covered locker
- Fire extinguisher

Other

- Excludes owner's personal items
- Engine serial numbers- p: 1008285, s: 1024982

Manufacturer Provided Description

The 320CC features a new curved T-top, a new dash facing that accommodates larger flush mounted electronics, stylish new cushions and bolsters and much, much more! Sailfish's design staff has taken input from you the consumer, and with meticulous attention to detail, have created the ultimate offshore fishing platform. The 320CC is built using our variable degree stepped deadrise (VDS) hull design, which offers the softest, driest riding hull in history. The VDS hull, combined with proven 4 stroke power, makes the 320 both responsive and extremely agile for a boat this size. Add in few features like the comfortable cushions, forward-facing backrests, a large, step-down head, a removable bow table, and you have the family fun machine, ideal for a active day on the water and perfect for taking some friend out for a sunset cruise. If you look examine the other brands in this size range, we're sure that you will agree, the Sailfish 320 is the best of the best, and represents the best value in offshore, family, fishing, fun boats available today -- at any price.

Exclusions


Owner's personal belongings.

Disclaimer

The Company offers the details of this vessel or yacht in good faith but cannot guarantee or warrant the accuracy of this information nor warrant the condition of the vessel. A buyer should instruct his representatives, agents, or his surveyors, to investigate such details as the buyer desires validated. This vessel or yacht is offered subject to prior sale, price change, or withdrawal without notice.

PHOTOS

Port Side



Starboard Side




Lift Kept



SS Thru Hull System




Flush Mounting




Forward Seating



Abundant Boxes



Recessed Rails



Looking Aft



Console Seat/Cooler



3 Sided Enclosure



Forward Hardtop




Side Hardtop



Aft Hardtop



Side Entry



Sub Console



Security



Controls



Helm Seats Down



Helm Seats Up



Leaning Post




Leaning Post



Cockpit




Folding Bench



Under Gunnel



Gunnel Tackle



Deep Drop Plugs




Transom Livewell




Platform Ladder



Yamaha Engines



Built Tough



JL Audio Speakers



Mister System



Grand Slam Outriggers




Shorepower



Spreader Lights



Mesh Zipper Bag



CONTACTS

Andrey Shestakov, leading yacht broker of the sales department of Shestakov Yacht Sales Inc. Shestakov Yacht Sales Inc., the official representative of the Miami/Fort Lauderdale FL headquarters.

Contact details

Email: **andrey@shestakovyachtsales.com**

Web: shestakovyachtsales.com/en/

Telephones

USA: **+1(954)274-4435**

Office hours

Monday – Saturday: **9:00 - 21:00** EDT

Sunday: **closed**

Address



Harbour Towne Marina, 850 NE 3rd St, STE 213, Dania, FL 33004