

## ALTISA VII 1/2 — NORDLUND



**Builder:** NORDLUND

**Year Built:** 1995

**Model:** Motor Yacht

**Price:** PRICE ON APPLICATION

**Location:** United States

**LOA:** 96' 0" (29.26m)

**Beam:** 20' 6" (6.25m)

**Max Draft:** 6' 0" (1.83m)

**Cruise Speed:** 21 Kts. (24 MPH)

**Max Speed:** 24 Kts. (28 MPH)

Our experienced yacht broker, Andrey Shestakov, will help you choose and buy a yacht that best suits your needs **ALTISA VII 1/2 — NORDLUND** from **our catalogue**. Presently, at **Shestakov Yacht Sales Inc.**, we have a wide variety of yachts available on **our sale's list**. We also work in close contact with all the big **yacht manufacturers** from all over the world.

If you would like to buy a yacht **ALTISA VII 1/2 — NORDLUND** or would like help answering any questions concerning purchasing, selling or chartering a yacht, please call **+1(954)274-4435**

# TABLE OF CONTENTS

TABLE OF CONTENTS	2
SPECIFICATIONS	4
Overview	4
Basic Information	4
Dimensions	4
Speed, Capacities and Weight	4
Accommodations	4
Hull and Deck Information	4
Engine Information	5
DETAILED INFORMATION	6
96' Nordlund Motor Yacht ALTISA VII 1/2	6
Accommodations	6
Galley	6
Staterooms	7
Guest Staterooms	7
Crew Cabin	8
Pilothouse	8
Flybridge	8
Decks	9
Engine, Mechanical and Electrical	9
Exclusions	10
Disclaimer	10
PHOTOS	11
Stored in Undercover Yacht Showroom	11
Flybridge	11
Flybridge	11
Flybridge	11
Flybridge Helm	11

---

Aft Deck	11
Pilothouse	12
Main Salon	12
Entertainment	12
Day Head	12
Salon	12
Dining Room	12
Dining Room	12
Galley	12
Country Kitchen Seating	13
Master Stateroom	13
Master Stateroom	13
Master Head Aft	13
Master Head Shower Tub	13
VIP Stateroom	13
Bow Stateroom	13
Bow Stateroom	13
Fourth Stateroom	14
Captain Cabin	14
Engine Room	14
CONTACTS	15
Contact details	15
Telephones	15
Office hours	15
Address	15

---

# SPECIFICATIONS

---

## Overview

---

### Basic Information

---

**Category:** Motor Yacht

**Model Year:** 1995

**Year Built:** 1995

**Refit Year:** 2005

**Country:** United States

### Dimensions

---

**LOA:** 96' 0" (29.26m)

**Beam:** 20' 6" (6.25m)

**Max Draft:** 6' 0" (1.83m)

### Speed, Capacities and Weight

---

**Cruise Speed:** 21 Kts. (24 MPH)

**Max Speed:** 24 Kts. (28 MPH)

**Water Capacity:** 500 Gallons

**Holding Tank:** 300 Gallons

**Fuel Capacity:** 3400 Gallons

### Accommodations

---

**Total Cabins:** 4

**Total Heads:** 6

**Captain Cabin:** True

**Crew Cabin:** 1

### Hull and Deck Information

---

**Hull Material:** Fiberglass

---

## Engine Information

---

**Engines:** 2

**Manufacturer:** Caterpillar

**Model:** C30

**Engine Type:** Inboard

**Fuel Type:** Diesel

---

## DETAILED INFORMATION

---

### 96' Nordlund Motor Yacht ALTISA VII 1/2

---

This 96' Nordlund Motor Yacht ALTISA VII ½ is currently stored in an undercover yacht showroom in Fort Lauderdale. Nordlund Boat Company is a family owned boat yard that has been building custom boats for over 55 years in the Pacific Northwest. Unlike many builders that have ceased to operate, the yard is currently building a 115' Expedition yachtfisher to launch in 2018. Altisa VII ½ was custom built for the current and original owner with great consideration for ease of operation as an owner operator without crew. Built completely of fiberglass construction, the yacht has four staterooms plus crew. The engines were replaced in 2005 with Caterpillar C- 30 1530 HP engines along with new generator's, an aft deck extension, interior refit and much more at a cost over \$4,000,000. Both main engines were rebuilt by Caterpillar under warranty and now have only 1700 hours.

---

### Accommodations

---

Entrance to the yacht is from three areas, from doors that are mid ship port or starboard , plus the aft deck for ease of boarding no matter the docking arrangements. When entering from the starboard side door, the entry is into a foyer leading forward to the country kitchen galley or aft into the main salon. Since the salon is full beam the area is very spacious. Forward is a dining area with a table of striking high gloss Zebra wood with six upholstered chairs. There are cabinets for storage on all four sides with counter top areas to set a buffet. The doors for these cabinets show beautiful wood grain set with the grain in diagonal pieces. Glasses, dishes, table decorations can all be stored here. There is a wine cooler and room temperature bottle rack. There is a divider of low cabinets aft of the dining area to separate it from the main salon. Aft in the main salon is a game table forward and to starboard with the table legs of the same striking dark and light zebra wood and chairs with upholstery to match the dining area. Then to the port side an over-sized "L" shaped couch with a large square glass topped coffee table, plus a leather reclining chair. Across from the couch seating area is a built in 60 inch flat screen television and entertainment center, all controlled by a Creston system. When entering from the port side door there is a closet for warmer clothes or foul weather gear. The day head is here, larger than many day heads on similar size yachts. The wood is the same cherry wood interior with a hand painted sink.

---

### Galley

---

The country kitchen galley is forward making an informal meal area. Rather than the darker cherry finish of the salon, the wood is a much lighter burl and the large windows brighten the entire room. A table at an "L" shape bench along with side chairs makes a

great spot for breakfast, informal meals or simply hanging out in the galley area. A captain's desk here makes a good office space. All of the appliances are GE Profile for ease of service or repair and are all full size. There is even a special cabinet in the back splash for the toaster oven. Behind the larger cabinets doors below the counters are drawers on rollers for easier access to the back of the drawers. • Granite counter & table tops & 2 rattan chairs • Desk area w/cabinets & chair • Samsung TV • GE side-by-side refrigerator/freezer • Additional under counter freezer • Center island w/ample storage & drawers • GE Profile oven & 4-burner cooktop • GE microwave • GE Profile dishwasher • Trash compactor • Stainless steel sinks & garbage disposal

## Staterooms

---

Access to the full beam mid ship master stateroom is from a private stairway from the main salon, the guest staterooms have their own stairway forward from the galley. In the foyer at the master stateroom is a full-size washer and dryer and a door to the engine room. The master stateroom features high gloss cherry finish and has a walk around center-line king size berth with nightstands to each side. A flat screen television is built into the wall opposite the berth. The woodwork here is excellent with the same attention to detail as the salon with contrasting wood panels in a herring bone display of the grain. Unlike many yachts with side by side his and her heads that share a shower in the middle, the heads are totally separate. The larger head is aft with granite counters and a jet tub and shower with a large porthole for natural light, and Roman shade for privacy. The smaller head is forward with a large stall shower and the same granite counter tops. There are two closets by the forward head and a much larger walk in closet aft with shelves and a built in safe for valuables. Both heads have small televisions. • Furuno GPS display with ISIS display • King berth w/custom spread & shams • Custom overhead soffit • (2) Sconce reading lights • Built-in 3-drawer nightstands • Built-in 8-drawer dressers, port & starboard • Entertainment system w/built-in Fujitsi TV • One oversized walk-in closets • (2) Large hanging closets • Custom wallcovering • Custom window treatments w/pleated shades • (2) Separate baths, port & starboard with over-sized Jacuzzi tub in starboard bath, glass enclosed shower in port bath, each with granite top vanity, heads, Sharp TV, pleated blinds & gold plated fixtures

## Guest Staterooms

---

The three guest staterooms are accessed from a forward stairway off the galley, totally separate from the master staterooms which is mid ship. There is another washer dryer set here in addition to the set at the master. The VIP stateroom has a walk around queen berth with end tables to each side, with a hanging locker and plentiful storage cabinets. The ensuite head with glass enclosed stall shower has a large mirror and Corian counter tops. Guest stateroom two is forward, a bow stateroom that clearly lets you know that you are on a boat with angled walls to the anchor locker forward. The

angled queen berth is walk around and there is an ensuite head with glass enclosed stall shower. Guest stateroom three has upper and lower single berths. Sometimes called the grand children's room as so many children like bunk beds, this stateroom has its own ensuite head with stall shower.

---

## Crew Cabin

---

The captain's cabin is aft with access from a door in the transom or from a door on the aft deck. There is a double berth, large head with stall shower and room to add seating and a table or an additional berth.

---

## Pilothouse

---

The raised pilothouse was designed to not take too much room, allowing a bigger country kitchen. One of the ways to make it smaller is to have the main power control panel outside of the pilothouse, placing it right at the starboard side midship door. This way power from generators or shore cords can be controlled from the main deck, without going up to the pilothouse or down into the engine room. The generator start panels with gauges, along with power selection switches, and the voltage and amperage gauges are all at eye level. Electronics & Navigational (New 2005) • Two Furuno radars • Four NautiComp monitor displays • ISIS Navigation system • Sperry 4000 Autopilot • C Plath gyro • (2) Icom VHF radios • (2) Garmin GPS 740 • B&G wind speed • B&G depth finder • Naiad Stabilizer digital monitor • Trim tabs & indicators • Ritchie compass • CAT electronic engine controls • Caterpillar Engine Display Monitors • Caterpillar back up engine controls • Bow thruster controls • Rudder angle indicator • Panasonic Intercom telephone • Wiper and washer controls • Watermaker monitor • Bilge pump indicators • Two remote spotlight controls • Pilothouse leather settee & helm station

---

## Flybridge

---

Access to the flybridge is from the pilothouse or from a circular staircase on the back deck. The bridge deck is outdoor carpeting, easily replaced in a color of the new owners choosing rather than the care of teak. There are two helm seats, one for the captain and the other at the same height for an observer. A wing station to starboard gives great visibility when docking. To port is an "L" shaped bench seat with a large easy care Corian style table. To starboard is the "Summer Kitchen" with a refrigerator, ice maker, sink and barbecue grill. The grill even has stainless steel folding wind deflectors for grilling on breezy days. Aft on one side is a hot tub and on the other side are three raised chaises with adjustable back rests. Two large storage compartments have room for life jackets, gear, and the spare propellers. The davit was designed so that both propellers can be picked up with the davit. Aft of these is the inflatable tender with a 60



HP Yamaha 4 stroke outboard and very recent new inflatable tubes for the tender. There is an 8 person Switlik life raft in a hard pack in need of a re-inspection. Farther aft on the starboard side is a remote docking station. • Full center helm w/electronics & controls & wing controls • Dining table w/seating for (8) • Jenn Air grill • U-line refrigerator & icemaker • Large Jacuzzi tub • (2) Bimini tops • (3) Large sunpads • 8-man life raft • EPIRB • Searchlight controls • Outdoor carpeting • 15' Nautica tender w/Yamaha 60HP O/B - w/ new tubes • Three NautiComp monitor displays • ISIS Navigation system • Sperry 4000 Autopilot • CAT electronic engine controls • Caterpillar Engine Display Monitors • Trim tab controls & indicators • Bow thruster controls • Rudder angle indicator • Ritchie Compass • Icom VHF radio • Naiad Stabilizer digital monitor

---

## Decks

---

All decks are fiberglass so there is no care or expense of teak, with outdoor carpeting on the flybridge and aft deck. Also it should be noted there is no exterior varnish to care for either. On the fore deck is a large stainless steel deck plate with two Muir windlasses for two separate anchors. Fiberglass deck boxes are built in for storage on the bow, there is a sun pad over the galley area with a bench seat forward. The aft deck was enlarged when the yacht was stretched by ten feet at the Spencer Yard in West Palm Beach, Florida in 2005. There is a large table with seating for eight. For entertaining and meals, there are Corian topped counters for setting a buffet, a barbecue grill, ice maker, sink and refrigerator. A flat screen television folds up out of the way when not in use. A circular stairway leads to the flybridge. There is an access door to the crew quarters for use when at sea and stairs to the over-sized swim platform and crew quarters when at the dock or on the hook. The doors to the salon are rolling double doors with a fiberglass exterior and finished on the inside like the rest of the salon.

---

## Engine, Mechanical and Electrical

---

The engines were replaced in the refit and extension of 2005 with Caterpillar C-30 engines of 1,530 HP each, giving the yacht a top speed of 24 knots and a cruise of 21 knots. The total hours on the meters show 4000 but both engines were rebuilt under warranty by Caterpillar, due to an after-cooler issue and now have around 1700 hours SMOH. The engine room is spotless, no rust or corrosion visible, even the brass sea cocks and sea strainers have been painted. The current owner ran the boat without regular crew except his caretaker who kept the engine room in pristine condition. There are labels on almost all the pipes, valves, pumps and switches, even wall carpeting on the floor. A watertight door entering the engine room has a window for inspection without opening the door. • Twin Caterpillar C30's, 1530HP, installed new in 2004 with 4000 total hours • Both engines had major overhaul by Caterpillar in 2012 and now have 1700 hours • Range 660 miles at 21 knots, 1300 miles at 11 knots • ZF BW195

gearboxes, 2.5:1 ratio • Naiad 302 stabilizer system w/ 12 ft square fins • Naiad 65HP 16" prop bow thruster • (4) Racor fuel filters on main engines with vacuum gauges • Cruisair A/C system w/direct expansion • (2) Sea Recovery 1800 GPD watermakers • Ultra Violet water treatment system • (2) Water tanks, 300 gallons & 200 gallons • Oil change system • Delta "T" engine room ventilation • Fill Rite fuel transfer monitor • Hynautic hydraulic steering • Emergency bilge pump system with manifold to all compartments • Marine Exhaust System engine exhaust mufflers • (2) Tool boxes • (2) Northern Light 33KW generators (2005) • (2) 50 amp cords • (2) 100 amp cords • (4) Main engine batteries • (4) Sentry battery chargers • Charles Industries Smart Boost shore power booster Altisa VII ½ has been maintained by the original owner with the care of an owner operator that would rival a professional crew, maybe even better care. As a four stateroom motor yacht there will be plenty of room for family and guests. The Country Kitchen galley and extended back deck make great entertainment areas for extended cruising.

---

## Exclusions

---

Owner's personal belongings.

---

## Disclaimer


---

The Company offers the details of this vessel or yacht in good faith but cannot guarantee or warrant the accuracy of this information nor warrant the condition of the vessel. A buyer should instruct his representatives, agents, or his surveyors, to investigate such details as the buyer desires validated. This vessel or yacht is offered subject to prior sale, price change, or withdrawal without notice.


# PHOTOS

---


**Stored in Undercover Yacht  
Showroom**




**Flybridge**




**Flybridge**




**Flybridge**



**Flybridge Helm**



**Aft Deck**



**Pilothouse**



**Main Salon**



**Entertainment**



**Day Head**



**Salon**



**Dining Room**



**Dining Room**



**Galley**



**Country Kitchen Seating**



**Master Stateroom**




**Master Stateroom**



**Master Head Aft**



**Master Head Shower Tub**



**VIP Stateroom**



**Bow Stateroom**



**Bow Stateroom**



### Fourth Stateroom



### Captain Cabin



### Engine Room



# CONTACTS

---

Andrey Shestakov, leading yacht broker of the sales department of Shestakov Yacht Sales Inc. Shestakov Yacht Sales Inc., the official representative of the Miami/Fort Lauderdale FL headquarters.

## Contact details

---

Email: **andrey@shestakovyachtsales.com**

Web: [shestakovyachtsales.com/en/](https://shestakovyachtsales.com/en/)

## Telephones

---

USA: **+1(954)274-4435**

## Office hours

---

Monday – Saturday: **9:00 - 21:00** EDT

Sunday: **closed**

## Address

---



Harbour Towne Marina, 850 NE 3rd St, STE 213, Dania, FL 33004