

## PANAMA — CUSTOM



**Builder:** CUSTOM

**Year Built:** 1998

**Model:** Motor Yacht

**Price:** PRICE ON APPLICATION

**Location:** Australia

**LOA:** 50' 0" (15.24m)

**Beam:** 14' 0" (4.27m)

**Max Draft:** 4' 11" (1.50m)

**Cruise Speed:** 10 Kts. (12 MPH)

Our experienced yacht broker, Andrey Shestakov, will help you choose and buy a yacht that best suits your needs **Panama — CUSTOM** from **our catalogue**. Presently, at **Shestakov Yacht Sales Inc.**, we have a wide variety of yachts available on **our sale's list**. We also work in close contact with all the big **yacht manufacturers** from all over the world.

If you would like to buy a yacht **Panama — CUSTOM** or would like help answering any questions concerning purchasing, selling or chartering a yacht, please call **+1(954)274-4435**

# TABLE OF CONTENTS

---

TABLE OF CONTENTS	2
SPECIFICATIONS	4
Basic Information	4
Dimensions	4
Speed, Capacities and Weight	4
Accommodations	4
Hull and Deck Information	4
Engine Information	5
DETAILED INFORMATION	6
REMARKS	6
DETAILED DESCRIPTION	7
REFIT DETAILS	10
Exclusions	11
Disclaimer	11
PHOTOS	12
PANAMA 50   AFT	12
PANAMA 50   Helm	12
PANAMA 50   Helm	12
PANAMA 50   Saloon	12
PANAMA 50   Galley	12
PANAMA 50   Engines	12
PANAMA 50   AFT	12
PANAMA 50   AFT	12
CONTACTS	13
Contact details	13
Telephones	13
Office hours	13
Address	13



# SPECIFICATIONS

---

## Basic Information

---

**Category:** Motor Yacht

**Model Year:** 1998

**Year Built:** 1998

**Refit Year:** 2014

**Refit Type:** Major Refit & Repower

**Country:** Australia

## Dimensions

---

**LOA:** 50' 0" (15.24m)

**LWL:** 47' 9" (14.55m)

**Beam:** 14' 0" (4.27m)

**Max Draft:** 4' 11" (1.50m)

## Speed, Capacities and Weight

---

**Cruise Speed:** 10 Kts. (12 MPH)

**Water Capacity:** 792.516156 Gallons

**Fuel Capacity:** 792.516156 Gallons

## Accommodations

---

**Total Cabins:** 1

**Total Berths:** 2

**Sleeps:** 4

**Total Heads:** 1

**Crew Berths:** 7

**Crew Heads:** 1

## Hull and Deck Information

---

**Hull Material:** GRP/Wood

**Hull Configuration:** Full Displacement

**Hull Color:** White

---

## Engine Information

---

**Engines:** 2

**Manufacturer:** John Deere

**Model:** 6068TFM50

**Engine Type:** Inboard

**Fuel Type:** Diesel

---

# DETAILED INFORMATION

---

## REMARKS

---

### M.Y. 'PANAMA' 50'

The ultimate entertaining platform – for work or play. In commercial registration for 22 persons 1E, and 12 persons 2C. Maintained to a superb standard with constant upgrades. Presents beautifully after a recent antifoul and polish. Hull and superstructure 2 Pak paint finish.

Launched 1998 built Brisbane, with a comprehensive 18 month out of water refit and repower completed late 2014. Approx 400hrs on new John Deere 6 cylinder mains in the immaculate 2 pak painted engine room. Superior forced air engine room ventilation system. Kohler 9kva genset. Approx. 3000 litres diesel + a huge approx. 3000 litres water. Multiple fresh & salt water pumps for redundancy. Side Power Bow Thruster. Furuno GPS & Radar. Koden colour sounder. TMQ Autopilot. Chart plotter. Mastervolt Inverter/Charger for silent ship operation. M5 KVH Satellite Dome for Foxtel to 4 TV's including cockpit 42" TV. Bose dual zone sound system. Ericson W25 wireless internet router.

Enormous all weather child/pet friendly cockpit, with an adjacent aft galley layout equipped with Meile and Leibherr appliances and Corian benchtops. As new saloon interior including vinyl planked timber floor and Ultraleather fabric selection to new couches and helm seat. Accommodation includes two double beds with an island queen sized double forward in the master cabin. Reverse Cycle Air Conditioning throughout. Separate clothes washer and dryer. Mosaic tiled bathroom. Black tank with chlorine treatment system. Tecma toilet with fresh or salt water flush.

Survey spec engine driven emergency bilge suction and/or fire fighting pump. High output 12v cruise alternator for house bank charging when underway. Custom built helm instrumentation panel including high water and bilge pump status.

Cockpit shower (fresh & salt water) and cockpit BBQ for entertaining. Kayak's for water sports activities. The tender is a Mercury with Yamaha 15hp outboard deployed via the davit.

'Panama' is a proven sea boat having been cruised by her current owners from Sydney to the Whitsundays. Her hull shape offers a soft ride and is beautifully quiet to sleep onboard.

Offered for sale as a going concern including website, liquor license, and all charter equipment. Low bridge clearance if required (3.8 metre air draft possible with modification to a folding mast).

@PAGEBREAK@

## DETAILED DESCRIPTION

---

### BOAT DETAILS:

Year:	1998/2014
Hull Material:	Timber (glass sheathed with 2 Pak paint finish)
Registration Details:	10828QC
	1E - 22 persons
	2C - 12 persons
Anti- foul/Prop speed:	January 2017

### SPECIFICATIONS:

LOA:	50'/15.24 metres
Length At Waterline:	47.9'/14.6 metres
Beam:	14' 4.27 metres
Draft:	4.46' 1.36 metres
Cruise Speed:	10 knots
Water Capacity:	3000 litres (approx)
Holding Tank:	With chlorine treatment system

### MECHANICAL:

Engines: Twin John Deere 6068TFM50  
(new 2014 including new gearboxes)

Horsepower: 224hp each

Fuel Capacity: 3000 litres (approx)

Engine Hours: 400 hrs (approx)

Generator: Kohler 9kva

## **ELECTRICAL:**

Electrics: 12v, 240v

Chargers: Mastervolt Inverter Charger 65amp

Zantrex 20 amp charger

(Starboard engine start bank)

Zantrex 40 amp charger

(Port engine start bank and thruster battery)

Note: High output 12v cruise alternator for house bank charging when underway

Bow Thruster: 6 x Rule 1500/2000 gph electric bilge pumps in each watertight compartment

Engine driven emergency bilge suction and fire fighting pump (Survey Spec)

High water alarms

Electronics: Furuno GPS

Furuno Radar

Koden Depth Sounder

TMQ Autopilot

Quickcharts PC Based Chart Plotter

Ericsson W25 Wireless Internet Router

Bow Thruster: Sidepower

@PAGEBREAK@

## **INTERIOR:**

Berths: 4

Accommodation: Forward Master Cabin with island sized queen bed

Pull-out double bed in saloon

Saloon: Ultra Leather lounges starboard & port with storage under Convertible



Toilet:	Sofa to double berth on port side 1 (Freshwater or Saltwater flush)
Shower:	1
Air-conditioning:	Marine Air 24,000 BTU split system with dual air handlers Cruiseair 16,000 BTU reverse cycle at helm
Entertainment:	Bose dual zone sound system Satellite dome for Foxtel to 4 TV's
Televisions:	24" Teac TV in Forward Master cabin 17" Viewsonic monitor at helm (TV and or Chart Plotter) 42" TV in Saloon 42" TV in Cockpit
Clothes Washer:	Whirlpool (engine room)
Clothes Dryer:	Fisher Paykel (engine room)

**GALLEY:**

Fridge/Freezer:	Liebherr 157 litre Fridge & Liebherr 95 litre Freezer
Cooktop:	Miele Electric glass 4 burner
Oven:	Miele full oven
Microwave:	LG
Sink:	Double Stainless Steel

**EXTERIOR:**

Cockpit:	Stylish textured vinyl flooring Three seater couch/day bed 2 x oversized cane chairs with table 42" TV with vinyl cover Retractable sun blinds Clears to port and starboard All weather camper cover enclosure aft Haiaer 120 litre Bar Fridge Fisher & Paykel 120 litre Bar Fridge Stainless Steel BBQ Cockpit shower (fresh & salt water)
Hardtop:	2 x Kayaks
	p.p1 {margin: 0.0px 0.0px 0.0px 0.0px; font: 11.0px Calibri; color: #ff2500} span.s1 {font-kerning: none}
	Mercury tender with Yamaha 15hp outboard
Safety Equipment:	12 person Coastal Life raft, lifejackets, EPIRB, life rings  Ultra 35kg/77lb stainless steel anchor with 70 metres of

Anchor: 10mm chain  
Deck Gear: Onga 240v high flow deck wash pump

@PAGEBREAK@ p.p1 {margin: 0.0px 0.0px 0.0px 0.0px; font: 12.0px Times New Roman'} span.s1 {font-kerning: none} p.p1 {margin: 0.0px 0.0px 0.0px 0.0px; font: 12.0px Times New Roman'} span.s1 {font-kerning: none}

## REFIT DETAILS

---

### MAJOR REFIT (2014)

#### Details:

- Remove old engines (saloon furniture remove, remove saloon floor, partial roof removal)
- Repaint entire engine room - 2 pak paint vertical surfaces and and flow coat bilge area
- Remove and polish S/S engine stringer frame
- Install S/S drip trays under engines
- Install flexibly mounted new John Deere engines (previous engines where hard mounted)
- Install new ZF gear boxes
- Install new emergency bilge suction and or fire fighting pump (electrically clutch activated powered by the starboard engine)
- Install new high output 12v cruise alternator (this is in addition to the normal engine alternators for house battery charging when underway (port engine)
- Line the E/R room ceiling with gloss white panels, installed with additional sound deadening material, complete with LED lighting
- Install new air/water separating engine room ventilation grills with 4 x 12v fans for approx. 1200 litres per second of positive air movement (the more air the better for heat dissipation and general E/R comfort).
- Install new engine start batteries and battery boxes
- Install separate clothes washer and clothes dryer
- Install new saloon TV (on custom angled bracket for better angle for starboard side viewers)
- Cockpit LED indicator showing 240v status (eg power to the boat), and 2 x fridge power indicators
- Install 2<sup>nd</sup> A/C unit (primarily for cold air for the skipper when the boat in under way)
- Make custom dash panel (white instruments, bilge pump running and high water visual and audible alarm systems)
- Install Navigator Helm Seat with Ultraleather fabric

- Install new saloon couches – in Ultraleather. Portside converts to double bed. Storage under both port and starboard. Additional galley storage drawer in L-shape return to starboard
- Install new vinyl planked saloon flooring
- New galley Liebherr freezer
- Clean water tank (eg drain, replaced some older fittings)
- Clean diesel tank – inspection cap off, drain, visually inspect.
- New pure wool carpet to the forward cabin, new clears to the cockpit

## Exclusions

---

Owner's personal belongings.

## Disclaimer

---

The Company offers the details of this vessel or yacht in good faith but cannot guarantee or warrant the accuracy of this information nor warrant the condition of the vessel. A buyer should instruct his representatives, agents, or his surveyors, to investigate such details as the buyer desires validated. This vessel or yacht is offered subject to prior sale, price change, or withdrawal without notice.


# PHOTOS

---

**PANAMA 50 | AFT**




**PANAMA 50 | Helm**




**PANAMA 50 | Helm**




**PANAMA 50 | Saloon**



**PANAMA 50 | Galley**



**PANAMA 50 | Engines**



**PANAMA 50 | AFT**



**PANAMA 50 | AFT**



# CONTACTS

---

Andrey Shestakov, leading yacht broker of the sales department of Shestakov Yacht Sales Inc. Shestakov Yacht Sales Inc., the official representative of the Miami/Fort Lauderdale FL headquarters.

## Contact details

---

Email: **andrey@shestakovyachtsales.com**

Web: [shestakovyachtsales.com/en/](https://shestakovyachtsales.com/en/)

## Telephones

---

USA: **+1(954)274-4435**

## Office hours

---

Monday – Saturday: **9:00 - 21:00** EDT

Sunday: **closed**

## Address

---



Harbour Towne Marina, 850 NE 3rd St, STE 213, Dania, FL 33004