


PLAN B — FERRETTI



Builder: FERRETTI

Year Built: 2006

Model: Motor Yacht

Price: PRICE ON APPLICATION

Location: United States

LOA: 88' 11" (27.10m)

Beam: 22' 1" (6.73m)

Max Draft: 7' 0" (2.13m)

Cruise Speed: 23 Kts. (26 MPH)

Max Speed: 30 Kts. (35 MPH)

Our experienced yacht broker, Andrey Shestakov, will help you choose and buy a yacht that best suits your needs **PLAN B — FERRETTI** from **our catalogue**. Presently, at **Shestakov Yacht Sales Inc.**, we have a wide variety of yachts available on **our sale's list**. We also work in close contact with all the big **yacht manufacturers** from all over the world.

If you would like to buy a yacht **PLAN B — FERRETTI** or would like help answering any questions concerning purchasing, selling or chartering a yacht, please call **+1(954)274-4435**

TABLE OF CONTENTS

TABLE OF CONTENTS	2
SPECIFICATIONS	5
Overview	5
Basic Information	6
Dimensions	6
Speed, Capacities and Weight	6
Accommodations	6
Hull and Deck Information	6
Engine Information	7
DETAILED INFORMATION	8
Vessel Walkthrough	8
Standard Equipment	8
Aft Deck	9
Salon	9
Dining	10
Foyer	10
Day Head	11
Galley	11
Main Helm	11
Master Stateroom	13
Master Bathroom	14
VIP Cabin at Bow	14
Central Guest Cabins	15
VIP & Guest Bathrooms	15
Crew Quarters	16
Flybridge	17
Foredeck	18
Lazarette	18

Engine Room	19
American Standard Modifications	20
Equipment	21
Garage	22
Transom	22
Miscellaneous Equipment	22
Exclusions	22
Exclusions	23
Disclaimer	23
PHOTOS	24
Aft Deck	24
Salon	24
Salon	24
Dining	24
Guest Head	24
Galley	24
Main Helm	24
Main Helm	24
Master Stateroom	25
Master Stateroom	25
Master Stateroom	25
Master Bathroom	25
Master Bathroom	25
VIP Stateroom	25
VIP Head	25
Guest Stateroom	25
Guest Head	26
Guest Stateroom	26
Guest Head	26

Guest Stateroom	26
Crew Quarters	26
Crew Quarters	26
Flybridge / Helm	26
Engine Room	26
Engine Room	27
Engine Room	27
Engine Room	27
Engine Room	27
Other Profile	27
Running Shot	27
CONTACTS	28
Contact details	28
Telephones	28
Office hours	28
Address	28

SPECIFICATIONS

Overview

NOT FOR SALE TO US RESIDENTS WHILE IN US WATERS

Smaller quality trades seriously considered!

MTU 3-Year extended warranty or 4000 hour warranty good until 4/18/2018. Includes all electronics coverage on both engines and ZF transmissions.

"Plan B" is a one owner yacht highly customized & updated since new. The 881HT has a 22'1" beam creating enormous interior & exterior volume comparable to 95'+ yachts and this is one of the most important aspects of the boat and something that sets it apart from most boats in this size range

The master stateroom has been completely redesigned and has been transformed into one of the most exciting master staterooms in any boat less than 100 feet

The transom hydraulically folds out producing a 90 sq. ft. platform extending out over the water. Not only can this be used for swimming, diving and sun bathing, but it is also a handy dock for the inflatable, Jet Ski, kayak, or other water toys.

"PLAN "B" is not your typical 881HT Ferretti. The owners of PLAN "B" have put their heart and soul into making this yacht the special one that she is today. The salon features all custom soft goods compared to a standard 881HT Ferretti. The colors of the soft goods are very welcoming and make you feel right at home.

The flybridge is where you will see the most customization. The normal bench helm seating has been replaced with two very comfortable "Signature Series" Pompanette Captain's chairs; 4-Lloyd Flanders lounge chairs complemented by a matching double chaise lounge have replaced the usual dinette area. To the starboard side is a beautiful custom storage area which houses 24-bottle wine storage and an independent freezer, which looks like it was installed at the Ferretti factory.

Basic Information

Category: Motor Yacht

Sub Category: Flybridge

Model Year: 2006

Year Built: 2006

Country: United States

Vessel Top: Hardtop

Fly Bridge: Yes

Dimensions

LOA: 88' 11" (27.10m)

Beam: 22' 1" (6.73m)

Max Draft: 7' 0" (2.13m)

Speed, Capacities and Weight

Cruise Speed: 23 Kts. (26 MPH)

Max Speed: 30 Kts. (35 MPH)

Water Capacity: 343 Gallons

Holding Tank: 90 Gallons

Fuel Capacity: 2378 Gallons

Accommodations

Total Cabins: 4

Sleeps: 12

Total Heads: 5

Captain Cabin: True

Crew Cabin: 2

Crew Berths: 4

Hull and Deck Information

Hull Material: Fiberglass

Engine Information

Engines: 2

Manufacturer: MTU

Model: 16V2000 M91

Engine Type: Inboard

Fuel Type: Diesel

DETAILED INFORMATION

Vessel Walkthrough

Smaller quality trades seriously considered! MTU 3 Year Extended Warranty or 4000 hour warranty good until 4/8/2018. Includes all electronics coverage on both engines and ZF Transmissions. "Plan B" is a one-owner yacht, highly customized & updated since new. The 881HT has a 22'1" beam creating enormous interior and exterior volume comparable to 95+ yachts and this is one of the most important aspects of the boat and something that sets it apart from most boats in this size range. The Master Stateroom has been completely redesigned and has been transformed into one of the most exciting master staterooms in any boat less than 100 feet. The transom hydraulically folds out producing a 90 sq. ft. platform extending out over the water. Not only can this be used for swimming, diving and sun bathing; but it is also a handy dock for the inflatable, jet ski, kayak or other water toys.

Standard Equipment

- (2) Glendenning 100 Amp Cords-230V shore line cable mt.15& 38V Glendenning mt. 20
- Cleats mid-ship (3 each side)
- Electric windlass 3500W w/controls in fore deck, bridge & fly bridge (2)
- External acoustic alarm for bilge water level fore, garage & engine room
- Fenders (6) spherical fenders
- Fire hose outlet on starboard and fire hose outlet with water in the cockpit & forepeak
- Horn with compressor
- American hydraulic Bow Thruster (58hp)
- Indirect deck lighting
- Navigation lights
- Remote shut off of engine fuel hoses & generators (manual & controlled for the fire-fighting system)
- Shower w/hot & cold water at swim platform (left side steps)
- Side electric exit doors (2)
- Solid teak deck surface & cockpit floor
- Stainless steel deck equipment & hardware
- Stainless steel framed glass windows
- (2) Stereo loudspeakers in the cockpit
- Custom Sun Lounge pad at bow with raised backrests sunbathing cushions
- Washing w/fresh water wash down
- Marquipt side boarding ladder with 2 entrance cut outs; port/stbd.
- Marquipt side-mount Sea Ladder

Aft Deck

- Control station
- Access to the platform through fixed stairs (2)
- Besenzoni electrohydraulic Passerelle in stainless steel & teak w/remote control
- Electro-hydraulic folding ladder to water in the aft swim platform
- Corans Capstans 1500W (2) with bell port/stbd.
- (8) Cockpit chairs
- Cockpit LED lights
- Cockpit sink with hot & cold water
- Round varnished table with seating for 6
- Aft large drainable storage area with seating on each side
- Cushions w/backrest for cockpit benches
- Fitted furniture for chilled box
- Raritan icemaker connected to the water tank
- Mirrored window at stern
- (3) Video cameras

Salon

Entering the mirrored sliding glass door from the starboard side you walk into a very spacious salon area. There is a bar area immediately to the starboard side as well as sliding wine storage. As you continue along the starboard side is a countertop area including a 43" Sony LED TV 2014 with a pop-up mechanism. The entertainment storage is located just forward of the TV consisting of an Apple TV, Yamaha RXA Surround Sound *Multi*Zone System on slide out rack, Request F-3 Media Server with a (X) Terabyte NAS storage, Processor,(2) Apple TV's (Salon & Fly), XM Radio tuner,2DirecTV HR-24 HD DVR Sat Box for Salon & Fly Bridge, Bose Acoustimass speakers & Sub-Woofer, iPad & iPod remote controllers, Waterproof Sunbrite Flybridge TV, Cradle point 3-4G Cellular Router with Syrens Wave Rogue Pro Amplifier. Intellian 16 W 2 Axis DirecTV Global Antenna, DVD surround sound entertainment system and Direct TV HD recorder and receiver. Walking along the starboard side, you will see more cabinetry storage for a Brother printer, fax and scanner. The salon also includes a remote that operates the TV, TV lift, surround sound, electric blinds and music in cockpit. There is also another bar storage area on the salon's port side. The salon's soft goods have been completely re-designed. The carpet has been upgraded in a light beige color and the couch soft goods are a high quality Donghia fabric. The salon seating features two comfortable, navy blue leather bucket chairs a comfortable extra-large seat facing forward, a two person love seat facing aft and a three person couch to port facing starboard.

- Aft sliding door & window, both with stainless steel frames
- Cabinets with shelves

- Cooler w/drawer lt.75 24v
- (2) Corner furniture
- Curtain for aft window w/wrinkled finish
- Digital HDisk w/6 loudspeakers in salon & 2 in the cockpit
- Apple TV
- Samsung Blue Ray Disc
- Fully fitted carpet
- Headlining
- Low tables in the sofa corners
- "Roman Style" side curtains
- Table in leather w/a central wooden tray
- TV LED 42"
- Pop-up mechanism for LED TV in the salon
- IPod remote operates the TV, TV lift, surround sound, electric blinds and music in cockpit
- (2)Blue leather bucket chairs
- Thrane Sailor 150 Sat telephone
- Brother Printer/Fax/Scanner
- Bose Lifestyle System
- 6 SAT receivers (1) in each SR (1) for salon and flybridge (1) for crew

Dining

The forward salon area has a formal dining table that seats eight (8) people with eight (8) Donghia high back dining chairs. Surrounding the dining table is storage for cutlery, glassware, Villeroy & Boch china including espresso cups, wine glasses, champagne glasses, drinking glasses, cappuccino cups and a serving tray. Service for twelve.

- Cabinets with shelves
- Complete set of ceramic crockery, plates, glasses & stainless steel cutlery for twelve
- "Roman Style" curtains
- (8) Donghia high back dining chairs
- Shelves & lockers
- Wooden rectangular shaped table

Foyer

- Fully-fitted carpet
- Nemo electric exit door on stbd. side
- Stairs to the flybridge on port side
- Steps to the main cabins starboard side

Day Head

- Electric ceramic WC (w/fresh water)
- Floor in teak w/marble inserts
- Mirror
- Washbasin w/marble counter top
- WC control panel w/gauge (3/4 & full)
- "Venetian" blinds wooden

Galley

Moving further forward the galley entrance is on the port side. In the galley, there is a "peninsula" instead of an island, which provides much needed counter space without taking up a lot of room. The galley consists of black countertops and equipment such as: a black full Kitchen Aide oven, which was installed by the owner, a GE Profile Microwave, a Bosch- Espresso/cappuccino maker, a Cuisinart coffee maker, a full GE Profile Refrigerator/Freezer side by side, Miele Incognito Dishwasher and (2) sink areas, one with a garbage disposal. Under the sinks you will find more storage and starboard of the refrigerator is a huge cupboard area with additional storage in the forward galley.

- Mid-ship are two NEMO electric doors on both sides.
- Ceramic cook top w/4rings w/pan holder
- Complete table set for 4 people (crew)
- Cupboards
- Miele Dishwasher
- Easy clean walls
- GE electric/microwave oven
- Electrical panel
- Extractor fan ducted externally (230V)
- GE Fridge "side by side" 594 lt. 230V (24V through inverter)
- Lacquered headlining
- Marble countertop "absolute black" w/2 sinks & draining board
- Overhead lockers
- Ceramic stone floor
- Salt & fresh water outlet

Main Helm

The Main Helm area can be entered through the port or starboard side. Both entrances have privacy doors with glass and blinds which can be drawn. On the starboard side there is a dinette which can also function as a captain chart- plotting area. The mid-ship

helm area has double wide leather seats with storage below; a Besenzoni electric captain's helm seat on the port side with your Condarie Chiller Organizer.

- Barometer, clock & hygro-thermometer
- (2) Raymarine E140 wide-touch screen systems, GPS, Chart plotter (2010)
- Monitor TVCC in Naviop
- Cigarette lighter outlet 12v
- Control station w/full instrumentation (Blueline Comfort)
- Electronic controls for engine clutch & throttle
- Electronic digital chain counter
- Fully fitted carpet
- Besenzoni helmsman seat w/electrical movement
- Hydraulic steering electrically powered
- Instant parallel battery
- Integrated system for managing & monitoring of the electric system (NAVIOP) w/15" touch-screen display
- Hydraulic American Bow Thruster
- Quick chain counter
- Trim tab dials
- MTU Controls
- MTU Digital diagnostic screens
- Icom VHF Marine
- Search light controls
- Samsung computer screen
- Gyro stabilizer controls
- Samsung computer screen with Nobeltec GPS & radar as a secondary system
- L-shaped sofa w/table
- Magnetical compass
- Simrad - AP28 Auto Pilot
- Simrad - AC12 Computer
- Simrad IS15 Instrument panel
- Simrad depth sounder/speed/water temp
- Rudder angle indicator
- Synoptic panel
- Telephone interface GSM/GPRS/FAX/PCDATA
- Icom VHF
- Windshield wipers w/washers (3) & timer
- Noebeltec GPS & secondary radar with integrated ship computer
- Sirens Wi-Fi
- Cell Card Wi-Fi
- Vonage VOIP
- Thrane Sailor 150 Sat Phone
- Raymarine 4kw 48" Super HD digital open Array Radar
- AIS Type B

- Intellian 16 W 2 Axis DirecTV Global Antenna (2015)

Master Stateroom

The master stateroom has been completely redesigned and has been transformed into one of the most unusual and exciting master staterooms in any boat less than 100 feet. As you enter the master stateroom you will notice a great sense of light which enters through the large windows with (2) opening portholes in each window. Below the port windows are four storage compartments that can also act as a bench seat. Also, on the port side you will find (2) very large wardrobe closets. The queen sized bed is positioned aft mid-ship facing the port side to maximize views through the windows. There is also (4) additional storage drawers under the bed. Moving aft to the port side is a corner couch sitting area for lounging.

Above the lounge area is a Sharp Flat screen TV and Bose 321 Surround System, which is all operated by a RTI remote. Next to the lounging area there is a desk/vanity area with (3) drawers of storage. Directly behind the bed is a glass window partition with privacy blinds that separates the master stateroom from the master head.

The Master bathroom features his and hers heads with Tecma electric toilets with one bidet on the aft side. The countertops and flooring are marble throughout. Both sides of the bathroom have mirrors above the countertops and maximum storage surrounding. There are also workable portholes for light and fresh air on both sides. In the middle, separating his and her heads is a beautiful spacious shower along with a huge comfortable Tevco Jacuzzi that faces directly out of the large master windows.

- (2) Bedside tables w/drawers
- Bench w/locker underneath the window
- Bookshelf
- Curtains "Roman Style"
- Queen bed w/mattress, pillow & bedspread
- Double soundproof bulkheads (2) b/n master cabin & crew area
- Drawers underneath the bed
- Dressing table w/drawers, shelves & chair
- Blinds for glass partition in the master bathroom
- Fixed window w/2 opening porthole in stainless steel on the sides w/roll up covers
- Fully fitted carpet
- Headlining
- Sharp LCD Color TV
- DTV Receiver
- L-shaped sofa
- Bose 321 Surround Sound entertainment system
- Mirrors
- Reading lights

- TV & 230v outlet
- Upholstered headboard
- Ventilation under the bed
- Walk-in wardrobe in the corner & safe deposit box w/digital combination
- New Air Handler

Master Bathroom

- (2) Electric ceramic WC (w/fresh water)
- Floor in teak, unsealed w/marble inserts
- Mirrors
- Overhead lockers & shelves
- Stainless steel opening porthole
- (2) Washbasin w/marble counter top
- (2) WC control panel w/gauge (3/4 & full)
- "Venetian: blinds, wooden
- Bath w/hand held sower (Tevco hydro-massage)
- Privacy curtains
- Fixed window - (2) opening portholes in stainless steel on the sides w/roll up covers
- Floor in teak, unsealed
- Separate shower for 2 w/sliding Plexiglas door, 2 shower heads and 2 hand-held showers
- Sliding door (2) to separate bath & shower w/the bathroom

VIP Cabin at Bow

The VIP stateroom is in the bow and is the largest you'll find on an 88 footer of this type. It has built in seats to port and starboard of the queen-sized bed and there is plenty of cabin sole area on both sides of the bed. There is a large wardrobe closet to the starboard side and ample seating including storage on both sides. To the port side is your VIP head with marble and teak flooring, marble countertops and a large glass walk-in shower.

- Cabinets
- Chest of drawers (2) under bed
- Curtains "Roman Style"
- Double bed w/mattress, pillow & bedspread
- Escape hatch w/sliding cover
- (2) Fixed armchairs
- Fully fitted carpets
- Headboard mirror over bed

- Headlining
- 230V outlet facing aft
- Mirror in wardrobe
- Reading lights
- Shelves
- Stainless steel in opening portholes (2) w/covers
- Sharp flat screen TV
- Bose 321 Surround Sound DVD Entertainment system
- Direct TV receiver
- Ventilation under bed
- Walk-in wardrobe in the corner & safe deposit box w/manual combination

Central Guest Cabins

Moving back through the companion way, the two amidships guest staterooms each with Pullmans can sleep 6 people, and kids will love the Pullmans. Under each bed are two (2) storage compartments with a nightstand including storage in between the beds.

- Beds (2) with mattress, pillows & bedspreads
- Pullman bed in both guest cabins
- Bed side table w/2drawers
- (2) Chests of drawers
- Curtains "Roman Style"
- Fully fitted carpet
- Headboard mirror over bed
- Mini Hi-Fi system
- Mirror on the wardrobe door
- Reading lights
- Shelves
- (2) Stainless steel porthole w/covers
- Sharp flat screen TV & 230v outlet
- Ventilation under bed
- Wardrobe
- Sony DVD/CD in the guest cabins
- Direct TV receiver in each room

VIP & Guest Bathrooms

- Ceramic bidet
- Tecma Electric ceramic WC (w/fresh water)
- Floor in teak, unsealed, with marble inserts

- Mirror
- Overhead lockers & shelves with maximum storage
- Separate shower w/door

Crew Quarters

Forward of the equipment room, through another hatch are the crew quarters. Like everything else on the boat, they are carefully designed, with two snug cabins port and starboard separated by a dinette big enough for four. The cabins each have Pullman berths to permit more room if you only have two in the crew.

One of the benefits of putting the crew quarters and the equipment rooms between the master stateroom and the engines is the introduction of two extra bulkheads and over 10 feet between the master and the engine room. That translates into one of the quietest master staterooms on the market in this size boat.

Crew Cabins (No.2):

- Bedside table w/2 drawers
- Chest of drawers (under bed)
- Stbd. Crew-single bed plus Pullman w/pillows & bedspread
- Plisse curtains
- Port crew-single bed plus Pullman w/pillow & bedcover
- Separate head and shower
- Stainless steel opening porthole w/cover
- Wardrobe w/mirror

Crew Heads (No.2):

- Electric ceramic WC (w/fresh water)
- Floor in teak, mat painted
- Mirror
- Overhead lockers & shelves
- Plisse curtains
- Shower
- Stainless steel opening porthole
- Wash basin
- Waste water level gauge
- Stereo CD in crew cabins

Crew Dinette:

- Ceramic cook top w/ 2 rings w/ pan-holder & fan
- Fridge 60 lt. 230v (24V through inverter)
- Fully fitted carpet

- Granite countertop w/sink
- (2) Opposite sofas
- Table
- Various lockers
- Washing machine
- Whirlpool Dryer
- Sharp flat screen TV
- Indel Minibar fridge
- Direct TV receiver

Flybridge

Moving up to the flybridge, you step up (10) ten teak covered molded steps illuminated by LED cool white lighting. The 881HT's Flybridge has a large social and lounging area, seating for at least 12, a secondary helm complete with retractable instrument panel, a mini galley complete with frig, stove top, sink and serving bar.

Once you enter the flybridge, immediately to the starboard side you will see a customized compartment area which houses an Isotherm 24 bottle cooler and an Isotherm freezer. Continuing on the starboard side is a customized huge storage section for chairs etc. On the upper starboard side is a new 32' Sunbright Flat screen TV mounted on the arch. Moving forward to the starboard side there is a wet-bar area with BBQ, sink and an Isotherm fridge with incredible storage below. Forward of the wet bar is a comfortable lounge and seating area with Sunbrella, cushions and pillows. Forward mid-ship, there is also access to the main deck and to your port side is the helm area.

- Instrument panel w/electric opening
- Cigarette lighter outlet 12V
- Cocktail cabinet w/sink, fridge, electric cooking top 230V & lockers
- Electric barbecue on the fly
- Isotherm DR55 Freezer (2010)
- Isotherm Wine Cooler (2010)
- (2) Pompanette Platinum Signature Series Captain chairs (2010)
- Lloyd Flanders Fly bridge Chairs (2010)
- Fly bridge TV (2015)
- Fly bridge teak (2010)
- Fly bridge storage boxes & freezer/wine cooler box (2010)
- Fly bridge furniture from Lloyd Flanders 4 lounge chairs & 1 double chaise lounge (2010)
- Detachable & directable spotlight
- Electrically operated full directable forward spotlight
- Marquipt Q10 Crane with 1000# lifting capacity, 359° rotation and a Quick

wireless remote control, SS Aircraft cable, 220v motor, 24v DC controls (2010)

- Safety Load Arrestor to prevent free-fall cable malfunction on crane
- Electro-hydraulic powered steering
- MTU Electronic controls for engine clutch & throttle
- Electronic digital chain counter
- Flag pole
- Portside custom storage locker
- LED Lighting throughout exterior
- (2) Life rings; 1 housed w/light buoy & floating rope
- (16) Life jackets
- Life rafts for 16 people (8+8)
- LED lights on fly
- Plexi-glass & stainless front deflector w/side panels
- Custom SS railing around the entire FB deck
- Roll bar in fiberglass (Hard top in fiberglass w/electric canopy movement)
- Ruder angle indicator
- Salon & cockpit LED stairs skylight
- Second control station w/instrument & alarms
- Signal mast
- Sun lounge pad at bow w/sunbathing cushions
- TV Antenna
- Icom VHF radio
- (1) Camera Raymarine E-Series
- (2) E Series Raymarine E-140 wide touch screen for GPS/Chart Plotter
- Simrad Model # AP24
- Simrad Tri-data system
- Simrad autopilot

Foredeck

- Anchors Pool (2xkg.90) w/2 chains (mt.120 each, diameter 13mm) w/washing
- (2) Boat hooks
- Bow pulpit with side rails
- Bow roller
- Fire extinguisher outlet hose w/remote control & pumps
- Inspection hatch
- Tube for hanging mooring lines
- Winch push button controls
- Custom Sunpad with adjustable back rests

Lazarette

- Discharge outlet Marpol (only w/Italian flag)
- Housing for bottles of the CO2 fire-fighting system

Engine Room

One of the most innovative aspects of this boat is the placement of the engine room and crew quarters. The first thing Ferretti did was to install ZF V-Drive marine gears for the massive MTU's. This allows the engines to be placed about 6' farther aft than they would be otherwise, thus giving you a like amount of extra living space.

Second, the owner has separated the two MTUs and twin Kohler 32 kW gen sets from the rest of the ship's equipment and systems, which generally prefer a cooler environment. As a result, the 22'x15' engine room is very clean and uncluttered. While the engine room air intakes are relatively low on the hull (about 3'10" above the waterline) there is a sophisticated baffle system on the intakes to filter out water and salt spray. This system also has horizontal louvers which automatically close to shut off oxygen in case of an engine room fire. In addition to the centralized self-priming bilge pump that can be directed to any one of three compartments, there is an emergency thru-hull valve on the engine raw water intakes that make use of the powerful engine water pumps to evacuate water in the engine room. The levers for these valves are painted red and are restrained with a sealed wire to prevent inadvertent use.

Ferretti places not one, but two, Rule bilge pumps in a metal basket to strain out things that always find its way in the bilge, and keeps the pumps from getting clogged. This is great attention to detail.

Forward of the engine room thru a watertight hatch is the "Systems Equipment Room". Here you will find the AC chiller system, the Watermaker, fresh water pumps, work bench, electrical pane and transformer.

- 2 MTU 16V 2000 M91 rpm (current 1950hrs) 2 ZF Gear # ZF2555V, 2,536:1
- ***MTU 3 Year extended warranty or 4000 hour warranty good until 4/18/2018 includes all electronics coverage on both engines and ZF transmissions**
- New 2015 Exhaust Insulation covers
- New service and spare batteries (maintenance free) and new battery charger - all installed 2015
- Air intake w/remote control shut-off from the fire-fighting system
- Bilge pumps
- Ceiling & walls in painted aluminum
- Change over valves (2) to allow the engine to pump water from the bilge
- Electric blowers (2) w/closure commanded from the fire-fighting system
- Fire extinguishing pumps (2) bilge & respective tubes
- Fixed fire extinguishing system w/ C) @ w/remote control from the cockpit

- Fresh-water outlet for filling & washing
- Inspection lights main electric display board
- (2) 32 KVA Kohler Generators, 27kW, 100amp; 60 Hz, 220-240 volt, single phase
- Current hours Port 1513, Stbd. 1131
- Condaria 4-compressor AC Chiller-120,000 BTU
- (2) Mitsubishi ARG stabilizers
- Mechanical fuel tank indicator
- Portable DC retractable lamp
- Racor generator filter
- Raw water engine filters (2)
- Dual fuel filters w/by-pass
- Algea X-FSP-750 Fuel conditioner
- (2) Racor 1000 engine filters
- Sea Recovery 1400/Aqua Whisper 1400-220 lts. /hr. Water Maker
- YachtMate water softening system
- (2) YachtMate Water filter system for galley drinking water
- Black Water Treatment System-Ecomar 6 with remote display
- Watertight bulkhead abaft
- Watertight door from crew area
- Watertight door w/access from the garage
- Watertight door w/porthole
- Watertight soundproof bulkhead ahead & abaft
- Workshop bench fitted w/vice & a selection of tools
- Camera Raymarine E-Series
- The twin MTU 16 V 2000's will burn about 200 MPG at 30 knots (with a 320 NM range). At 2000 rpm, the boat goes about
- 23 knots and burns 129 GPH (375 NM range). If you want to make a long haul, drop down to 10 knots, burn 16 GPH and travel about 1400 nautical miles on a load of fuel

American Standard Modifications

- (2) 100 Amp Glendenning Cords
- Hardtop w/hydraulic opening
- Boarding door on both sides
- Centered wc's, removal of bidets in VIP & guest head
- Coast Guard ID hull plate
- Courtesy LED lights on the stairway to the lower deck
- Ground faults interrupters in all heads, galley & engine room
- Hydro-massage bath tub in master bath
- MODIFIED ELECTRIC SYSTEM FOR U.S.
- MODIFIED TECHNIC/HYDRAULIC SYSTEM FOR U.S.
- Phone socket in the salon & master cabin

- Spotlight forward electrically controlled
- Thumb locks in all cabins & heads doors
- TV sockets in all cabins
- US Coast Guard Safety Package
- Water chilled air conditioning 144,000 BTU

Equipment

- Water chilled air conditioning 144,000 BTU
- (2) 100 amp AC Power Transformers
- Anti-Rolling Gyro Mitsubishi (2) MSM-4000+MSM+4000
- Auxiliary bilge pump system w/electro-automatic diving pump (5 automatic)
- Besenzoni Passerelle Ladder: MFG: Besenzoni, Model # PI 381
- Besenzoni Hydraulic Gangway: P381
- Cathodic protection w/zinc anodes on the shafts & flaps
- Centralized bilge pump system/1electric self-priming pump, manual emergency pump w/ 5 cocks (bow-crew area (2), engine compartment, Lazarette)
- Discharge outlet marpol
- Electric system consisting of:
- 1000Ah 24v automatic battery charger (2 separate for engine batteries & service batteries)
- 200Ah 12v auxiliary generator batteries
- 200Ah 12v main generator batteries
- 24v lighting throughout
- Instant parallel battery
- Inverter 24v cc/230Vca 3000W for fridges
- Inerter 24V cc/230ca 5000W for services
- Electric WC system w/fresh water
- Electro-hydraulic powered steering
- Fire extinguisher system w/C02 for engine room & systems compartment
- Fresh water system w/autoclave 230v
- Fresh water system w/autoclave 24v
- Fresh water tank (lt. 1300)
- Fuel tank in structural fiberglass Lt. 9000 w/settling tank discharge
- (2) Glendinning 100A 380v 3poles+ ground x2
- Grey water tank (330lt.)
- Holding tank (330lt) w/gauge (3/4 & full)
- Hot water system w/water heater 230V (2) & circulation pump
- Remote engine w/generator shut down
- Salt water system w/autoclave 24v for galley
- Shower sump pump w/automatic electric pump (interchangeable w/waste waters)
- Smoke detection alarm in the engine room
- Stuffing box w/dripleless shaft steel

- Trim tabs (flaps)
- TV shore supply
- Underwater exhausts
- Waste water sump pump (interchangeable w/clear waters)

Garage

- Garage at stern w/hydraulic hatch & storage for jet-ski
- Huge teak swim platform
- (13) Life jackets
- Custom boarding bracket/ladder for tender
- Steps leading up to aft deck all have LED lighting

Transom

The transom hydraulically folds out producing a 90-square foot platform extending out over the water. Not only can this be used for swimming, diving and sun bathing, but it is also a handy dock for the inflatable, Jet Ski, kayak, or other water toys.

When the "Teak Beach" is folded-up, sort of like an upside down garage door it once again becomes the transom. The garage is about 7' by 16".

Miscellaneous Equipment

- Transom underwater lights
- (10) Aqualuma Tri-Series blue & white LED
- (8) Lights under transom
- (2) Lights under each aft side
- NEW exterior LED lighting
- (2) Specialty ladders
- Spare parts & filters

Exclusions

- The name "Plan B" is a registered name and does not convey
- All personal property (Owner and Crew)
- Main painting in the Salon
- Painting at the bottom hallway at the staircase foyer
- Glass Artwork fixtures
- All power & hand tools

- All scuba gear
- All floats, Kayaks etc.
- 4 Folding bikes
- A detailed list of exclusions will be provided at the time of sale

Exclusions


Owner's personal belongings.

Disclaimer


The Company offers the details of this vessel or yacht in good faith but cannot guarantee or warrant the accuracy of this information nor warrant the condition of the vessel. A buyer should instruct his representatives, agents, or his surveyors, to investigate such details as the buyer desires validated. This vessel or yacht is offered subject to prior sale, price change, or withdrawal without notice.

PHOTOS


Aft Deck




Salon




Salon




Dining




Guest Head



Galley



Main Helm



Main Helm



Master Stateroom




Master Stateroom



Master Stateroom




Master Bathroom



Master Bathroom



VIP Stateroom




VIP Head



Guest Stateroom



Guest Head




Guest Stateroom




Guest Head




Guest Stateroom




Crew Quarters



Crew Quarters



Flybridge / Helm



Engine Room




Engine Room




Engine Room




Engine Room



Engine Room



Other Profile



Running Shot



CONTACTS

Andrey Shestakov, leading yacht broker of the sales department of Shestakov Yacht Sales Inc. Shestakov Yacht Sales Inc., the official representative of the Miami/Fort Lauderdale FL headquarters.

Contact details

Email: **andrey@shestakovyachtsales.com**

Web: shestakovyachtsales.com/en/

Telephones

USA: **+1(954)274-4435**

Office hours

Monday – Saturday: **9:00 - 21:00** EDT

Sunday: **closed**

Address



Harbour Towne Marina, 850 NE 3rd St, STE 213, Dania, FL 33004