

AMNESIA — MARQUIS



Судостроитель: MARQUIS

Год постройки: 2005

Модель: Моторная яхта

Цена: ЦЕНА ЯХТЫ ПО ЗАПРОСУ

Местонахождение: United States

Длина общая: 65' 0" (19.81m)

Ширина: 17' 11" (5.46m)

Макс. осадка: 4' 10" (1.47m)

Крейс. скорость: 31 Kts. (36 MPH)

Макс. скорость: 37 Kts. (43 MPH)

Купить **AMNESIA — MARQUIS** а также выбрать подходящую вам яхту из нашего **каталога яхт** вам поможет опытный яхтенный брокер Андрей Шестаков. На сегодняшний день компания **Shestakov Yacht Sales Inc.** имеет большое количество яхт в **собственном списке продаж**, а также тесно сотрудничает со всеми крупными **яхтенными производителями** по всему миру.

Для того чтобы купить яхту **AMNESIA — MARQUIS** а также проконсультироваться по любому вопросу связанному с покупкой, продажей, чартером яхт позвоните по телефону **+7(918)465-66-44**.

ОГЛАВЛЕНИЕ

ОГЛАВЛЕНИЕ	2
ХАРАКТЕРИСТИКИ	4
Обзор	4
Основная информация	5
Размеры	5
Скорость, вместимость и масса	5
Размещение	6
Корпус и палуба	6
Информация о двигателе	6
ПОДРОБНОЕ ОПИСАНИЕ	7
Manufacturer Provided Description	7
Walkthru	7
Lower	8
Master Stateroom	8
FLYBRIDGE	9
ENGINE ROOM	9
Salon	9
Galley	10
Dining Salon	10
Foyer	11
Master	11
VIP Stateroom	12
Guest Stateroom'	13
FLYBRIDGE	13
Flybridge Electronics	14
Pilothouse Helm	15
Crew quarters	15
Deck	16

Safety	16
Electrical	17
Cockpit	17
Mechanical and Electrical	18
Исключения	19
Отказ от ответственности	19
ФОТОГРАФИИ	20
Manufacturer Provided Image	20
Manufacturer Provided Image	20
Manufacturer Provided Image	20
Manufacturer Provided Image	20
КОНТАКТЫ	21
Контактная информация	21
Телефоны	21
Время работы	21
Адрес	21

ХАРАКТЕРИСТИКИ

Обзор

PRELIMINARY LISTING MORE TO COME.

Every masterpiece starts with inspiration, and the designers did a great job. As you walk onboard this 65' Marquis, you enter through the convex glass sliding doors and you're instantly transported into a rich salon. The attention to detail is impeccable. Your eyes scan the unbelievable spaciousness of a single floorplan that merges seamlessly into the galley and formal dining area. For a second, you think you're on an 80-footer.

The ingenious use of the full beam lends nicely to the large entertaining area. Natural light fills the room, illuminating the exotic high-gloss cherry and imported sapele pommele woods. Perfect joinery flaunts masterful handcraftsmanship. The 32" plasma screen TV snuggles comfortably into the built-in wood cabinetry and disappears from sight with the touch of a button. The media center awaits for you to relax and enjoy the ambiance. You now realize she is truly a masterpiece, inside and out.

Vessel Walkthrough

Starting from at the aft end of the boat, "Amnesia" has a spacious hydraulically operated swim platform that raises or lowers to launch a brand new 2015 tender.

The owner has spent over \$150,000 in the last 15 months updating her.

Also at the transom is the main access door to the crew quarters and the engine room and machinery spaces. Transom boarding gates to port and starboard facilitate entrance to the large aft deck entertainment area featuring a large teak dining table and comfortably cushioned transom bench seating. In the port and starboard aft corners are the Euro style tailing winches to help facilitate any stern-to docking.

Forward to port is the molded staircase leading up to the flybridge, and to starboard is the covered stern wing control station to allow the captain to easily perform docking maneuvers from the aft deck area. The entire cockpit and swim platform decks are covered with the optional upgraded teak wood and privacy curtain.

Proceeding forward through the panoramic curved sliding glass doors, the visitor is greeted by the opulent main salon fully outfitted in high gloss, classic cherry wood paneling and furniture, cream colored luxury carpeting, upholstered leather chairs and settees and large windows that bathe the entire cabin in light.

To starboard is the 46" flatscreen TV that raises and lowers into its cabinet. The seating consists of matching butter colored leather settee sofa to port, two barrel chairs, and two recliner chairs. The salon windows are covered by Roman shades to allow for

sunlight during the day or privacy at night.

Continuing forward is the large galley (please see detailed description of galley equipment elsewhere in this brochure) to port with black granite countertops and a complete complement of home-style appliances. The dining table, which operates on a slide mechanism in order to keep the companionway clear when not in use, and chairs are opposite to starboard. Just aft of the dining area is the spectacular interior glass staircase leading up to the flybridge entertainment deck.

"Amensia" has the largest engine package available:

- MTU 12V2000s generate 1500hp each. This vessel runs at 26 knots, and full speed is 31.5 knots
- Bow thruster
- New 29kW generator in 2017
- New KVH sat TV installed in 2015
- Teak deck sanded and tables refinished
- Hydraulic lift with brand new tender (\$35,000)

DYSID:3047005

Основная информация

Тип судна: Моторная яхта

Модельный год: 2005

Год постройки: 2005

Страна: United States

Размеры

Длина общая: 65' 0" (19.81m)

Ширина: 17' 11" (5.46m)

Макс. осадка: 4' 10" (1.47m)

Трапы: 24' 5" (7.44m)

Скорость, вместимость и масса

Крейс. скорость: 31 Kts. (36 MPH)

Макс. скорость: 37 Kts. (43 MPH)

Водоизмещение: 105000 Pounds

Вместимость воды: 200 Gallons

Вместимость сточного бака: 114 Gallons

Объем топливного бака: 1200 Gallons

Размещение

Всего кают: 3

Всего коек: 8

Всего ком. состава: 2

Корпус и палуба

Материал корпуса: Fiberglass

Комплектация корпуса: Semi-Displacement

Информация о двигателе

Двигатели: 2

Производитель: MTU

Модель: 12V2000

Тип двигателя: Inboard

Тип топлива: Diesel

ПОДРОБНОЕ ОПИСАНИЕ

Manufacturer Provided Description

No description

Walkthru

Starting from at the aft end of the boat, "Amnesia" features a spacious hydraulically operated swim platform that raises or lowers both to launch a tender or to facilitate any water sports related activities. Also at the transom is the main access door to the crew quarters and the engine room and machinery spaces. Transom boarding gates to port and starboard facilitate entrance to the large aft deck entertainment area featuring a large teak dining table and comfortably cushioned transom bench seating. There are also two teak folding deck chairs for additional seating. In the port and starboard aft corners are the Euro style tailing winches to help facilitate any stern to docking. Forward to port is the molded staircase leading up to the flybridge and to starboard is the covered stern wing control station to allow the captain to easily perform docking maneuvers from the aft deck area. The entire cockpit and swim platform decks are covered with the optional upgraded teak wood.

Proceeding forward through the panoramic curved sliding glass doors the visitor is greeted by the opulent main salon fully outfitted in high gloss, classic cherry wood paneling and furniture, cream colored luxury carpeting, upholstered leather chairs and settees and large windows that bathe the entire cabin in light. To starboard is the 46" flat screen TV that raises and lowers into its cabinet. The seating group consists of matching butter colored leather settee sofa to port, two barrel chairs, and two recliner chairs. The salon windows are covered by Roman shades to allow for sunlight during the day or privacy at night.

Continuing forward is the large galley (please see detailed description of galley equipment elsewhere in this brochure) to port with black granite counter tops and a complete compliment of home style appliances. The dining table, which operates on a slide mechanism in order to keep the companionway clear when not in use, and chairs are opposite to starboard. Just aft of the dining area is the spectacular interior glass staircase leading up to the flybridge entertainment deck.

All the way forward and up one step on this deck is the fully instrumented (see full

electronics list elsewhere in this brochure) and ergonomically laid out lower helm area. Featuring a fully articulating custom captain's chair and wraparound L-shaped companion seating, this is a natural gathering area for the owner and his guests while the boat is underway. All the way to starboard is the companionway staircase leading to the lower stateroom accommodations.

Lower

At the bottom of the companionway staircase is the elegant carpet and marble floored central foyer leading to the three main staterooms on the lower deck. All the way forward is the VIP guest stateroom which features a center line island queen berth with custom upholstered black and cream striped bedspread, generous closet and drawer space, and wall mounted flat screen TV. This stateroom features its own private fully appointed head with vanity and sink, toilet, and separate stall shower. Aft to port is the entrance to the main guest day head and shower. This head also functions to service the second guest stateroom which has its own private access door

The second guest cabin to port has side by side full size twin berths as well as generous hanging locker and drawer space and a night stand with drawers separating the two berths.

Master Stateroom

Aft most on the lower deck and amidships is the spectacular, full beam master stateroom suite. This suite features its own entry area with a gracefully curved storage cabinet and mirror opposite a huge walk-in closet. In addition to ample storage space for hanging clothes and luggage storage, this storage closet houses the boat's washer/dryer units. Continuing aft and down one step, the master stateroom king size berth is to port and mounted athwart ships.

Opposite to starboard is the stateroom's settee located just forward of the built-in TV cabinet and chest of drawers. High gloss cherry paneling and cabinetry is generously used and set off by cream colored upholstered panels and carpet. Halogen down lighting and accent feature lighting in strategic locations add to the overall dramatic effect of the room. Roman shades cover large port lights to port and starboard and can be raised for natural light or lowered for privacy.

Continuing aft are the twin entrances to port and starboard that access the full beam his and hers master heads. The starboard head features a sink cabinet that incorporates a dressing table with chair and mirror along with a separate entrance to the shared head and shower/tub enclosure. One interesting feature of this enclosure is that the clear glass door to the shower can be turned opaque and rendered private with the simple flip of a switch. The portside head contains, in addition to the head, a

sink cabinet, dressing mirror, and its own entrance to the shower/bath compartment.

FLYBRIDGE

The huge flybridge can be accessed either by an interior or exterior staircase. This flybridge area incorporates everything necessary for luxury entertainment while aboard. The fully equipped wet bar area to port includes a refrigerator, icemaker, sink, electric bar-b-que grill, and a large bar countertop area. Opposite to starboard is a large and luxurious seating area with a teak topped dining table capable of accommodating a party of six or more. All the way forward is the fully instrumented upper helm control station (please refer to the electronics list for full details) and seating for the captain and two companions. This entire area is covered and protected from the elements by the factory fiberglass hardtop and four sided BRAND NEW EZ 2 CY/Strataglass window enclosures. The aft boat deck accommodates an emergency canister pack life raft and plenty of space to carry the various toys that any owner may wish to have aboard while cruising

ENGINE ROOM

Accessed either through a watertight door built into the transom of the boat or through a large hatch in the cockpit deck, the crew quarters offer both privacy and convenience to the captain or service personnel. All the way aft and down three steps is the captain's berth to starboard and the crew head and shower to port. Outboard of the captain's berth is a large access door which opens to reveal the 28 KW Kohler generator in its own sound shield.

Immediately forward of the captains area is a door leading to the main engine compartment. The engine is both spacious and well laid out for service and access to all the important pieces of equipment. Securely mounted on a custom-built frame are two unused spare propeller's that will convey with the vessel. LADY HAYDIE'S engine room shows, both, pride of ownership and attention to the details of maintenance. The entire space is clean, well kept, and ready for even the most serious inspection.

Salon

- High Gloss Cherry Interior Woods and Finish
- Designer Marquis Décor Upgrade
- Upgraded Marquis Lighting
- 46 Inch Plasma TV with Electronic Lift
- Storage drawers beneath salon sofa
- Interior stairs to the flybridge
- Five Disc CD DVD Changer and Satellite Radio System

- Salon Stereo with Surround Sound System
- Custom Salon Cocktail Table
- Salon End Tables
- AC & DC distribution panels - concealed, hinged
- Carpet
- Cabinets
- (4) Chairs - 2 ultra-leather recliners, 2 ultra-leather swivel
- Electrical outlets
- Entrance door, stainless steel frame, convex, sliding, neutral density glass with mirrored exterior, interior sliding screen
- Lights
- Overhead architectural feature - stylized cherry wood bussola inlay
- Rocker light switches
- Soffits - 2 Cherrywood , port & starboard outboard
- Window treatment - roman shades with recessed headrails

Galley

- Marquis China
- Jenn Aire full size brushed stainless finish French door, refrigerator/freezer with ice cube and filtered water dispenser
- Euro Kera 3 burner ceramic stove top with stainless steel range hood
- Brushed stainless steel range hood with 2 lights, exhaust fan and outside vent
- Black granite floor and countertops
- Stemware and Flatware
- Galley Dishwasher
- Kitchen Aid convection/microwave oven
- Stainless steel two basin, under-mounted sink
- Rocker light switches
- Lights
- Electrical outlets
- Miele dishwasher
- GE Profile garbage compactor
- Storage cabinets and drawers

Dining Salon

- Bridge stairway - circular, polished stainless steel post & step supports, etched glass steps
- Carpet
- (6) Chairs
- (2) China cabinets

- Flatware storage - 3 drawers inside cabinet, built-in flatware holders
- Lights
- Cherry wood dining table
- Window treatment - roman shade with recessed headrail

Foyer

- Alcove - high gloss jewel finish cherry wood curved back & top; sapele pommele shelf with stainless steel sea rail; halogen overhead, recessed light.
- Flooring - Italian marble with lighted, stylized black granite bussola inset, carpet edging & on stairway
- Lights

Master

- Furuno RD-30 in Master
- Accent, recessed lights under berth & cabinets
- Windows
- California King bed , pillow top inner-spring mattress
- (2) nightstands
- Carpet
- Designer decor consisting of premium wall coverings & fabrics
- Electrical outlets
- Lights
- Window treatments - roman shades with recessed headrails
- Stereo
- Ultra-leather sofa lounge
- 30 Inch Plasma TV
- Custom cabinets, lockers and drawers
- Separate washer/dryer in walk-in master closet

FULL BEAM MASTER HIS/HERS HEAD

- Marble Flooring

HIS COMPARTMENT:

- Electrical outlet
- Exhaust fan
- Hull portlight is frosted privacy glass with screen
- Lights
- Medicine cabinet
- Vanity - marble countertop & backsplash, stainless steel grab rail across front,

undermounted solid surface molded sink

HER COMPARTMENT

- Electrical Outlets
- Exhaust fan
- Overhead, recessed lights
- Make-up vanity - marble countertop
- Medicine Cabinet
- Electric Toilet
- Vanity - marble countertop & backsplash, stainless steel grab rail across front, undermounted solid surface molded sink

TUB/SHOWER COMPARTMENT

- (2) Entrance doors - dual access (his and hers compartments) clear glass in gasketed polished aluminum frame, electrically-activated fogging feature for privacy
- Shower head
- Tub - full-sized fiberglass with fiberglass enclosure

VIP Stateroom

- Island Queen sized berth, pillow-top inner spring mattress
- (2) Nightstands
- Carpet
- Designer decor - consisting of premium wall coverings & fabrics
- Electrical outlets
- Hull portlights
- Lights
- Mirrored headboard - bevelled edges
- Translucent, lockable overhead hatch
- Storage cabinets
- Storage drawer
- Wardrobe lockers
- 20 Inch LCD Television with DVD Player
- Blinds
- Stereo
- Private head with shower

VIP HEAD

- Electrical Outlet
- Exhaust fan
- Marble Flooring

- Lights
- Medicine cabinet
- Electric toilet
- Vanity - marble countertop & backsplash, stainless steel grab rail across front, undermounted solid surface molded sink
- Shower stall

Guest Stateroom'

- (2) twin, inner-spring mattress berths, with upholstered headboards, side boards & bulkhead bolsters
- Berth nightstand
- Carpet
- Electrical outlet
- Hanging locker - full height, cedar-lined, automatic light
- Hull portlight with screen
- Lights
- Private guest head access
- Storage beneath berths
- Window treatment - roman shade with recessed headrail
- Stereo
- Lamp
- 15 Inch Flip Down LCD TV with DVD

GUEST HEAD

- Electrical outlet
- Exhaust fan
- Marble flooring
- Lights
- Medicine - mirrored door, 2 shelves with sea rail
- Electric toilet
- Vanity - marble countertop & backsplash, stainless steel grab rail across front, undermounted solid surface molded sink, cabinet beneath with sea rail
- Shower Stall with integral bench seat & hull portlight with frosted privacy glass with screen

FLYBRIDGE

- Fiberglass and teak dining table
- Gagganeau Electric Bar-B-Que Grill
- Bridge Air Conditioning
- Marquis Hard Top

- Marquis Radar and Electronics Arch
- Bar-curved, solid surface countertop with underlighting, stainless steel foot rail, cabinet beneath with bottle holders mounted sink
- Raritan Icemaker
- Flybridge Refrigerator
- Two Arch Mounted Stereo Speakers
- Buell Dual Air Horns
- Beverage Holders
- DC distribution panel - bridge 12V systems
- Electrical outlets
- Sliding entrance hatch door provides access to cabin
- Courtesy recessed lights with exterior-mounted switch
- Lights - in electronics arch, recessed with exterior mounted switch
- Accent, courtesy lights recessed under bar
- U-shaped lounge, ultra-leather upholstery, with storage beneath
- Safety rail
- Stainless Steel Aft Bridge Rail
- Safety rail stanchions
- Self-draining walk surface
- Air vents
- Access doors- provide access to wiring below helm
- 12V adapter
- Rocker-type panel switches
- Windshield - tinted, wraparound, stainless steel frame
- Fully instrumented helm station
- BRAND NEW Custom EZ2CY Three Sided Enclosure
- BRAND NEW Aft Curtain Enclosures
- (3) Helm and companion seats
- Custom White Sunbrella Covers for bridge seating areas
- Cockpit to Bridge Hatch Door
- Bridge to Salon sliding hatch cover
- ***UPGRADED WINE COOLER WITH TWO SEATS AT HELM AREA***
- Chaise Lounge Helm and Dash Covers

Flybridge Electronics

- Fly Bridge AM/FM/CD Stereo with Sirius Sat Radio
- Engine Monitor System
- ACR 100 Remote spot and flood lights
- Furuno Navnet C-Map
- Garmin 3010C GPS MAP
- Raymarine ST6001 Autopilot
- Bow & Stern Thruster Controls (Electric) Lectro Tab

- Icom 504 VHF
- Voyager CC camera system display monitor
- Rudder Angle Indicator
- Trim tabs indicator
- Raymarine digital speed/depth indicator
- Single lever electronics engine controls with mechanical back-ups.
- Power steering
- Intercom System

Pilothouse Helm

- Voyager CC Camera system & intercom
- Camera in engine room - Camera on back deck
- MTU single lever controls
- Bow & Stern thruster controls at upper & lower helm (Electric Lectro Tab)
- FURUNO NAV NET
- FURUNO RD-30 Monitor
- Raymarine E-80 display
- Icom VHF Radio IC-M602 80 watts UPGRADE
- Raymarine ST-6001 Autopilot
- KVH SAT PHONE
- TRAC VISION MODEL 6-A
- Ritchie compass
- Raymarine digital depth/speed log
- MTU electronic engine readouts
- Trim Tab indicators
- ACR spotlight control
- 12V adaptor at helm
- Circuit breakers for helm controls
- Electrical outlets
- Overhead, recessed light with red illumination for night operations
- Curved, ultra-leather upholstery lounge
- Wood rim & hub, adjustable steering wheel
- (3) Windshield defoggers
- (3) Windshield wipers - pulse, each with fresh water washer
- Fully articulated and adjustable captain's helm chair

Crew quarters

- Head with Shower and Sink
- Single berth
- Private entrance from transom through watertight door

Deck

- SEA RECOVERY WATER MAKER 20 GALLONS AND HOUR
- UPGRADED anchor to hold a 150"vessel
- Dual snubbing winches port and starboard in cockpit
- Side Deck Access Doors
- Marquis Option Package One:forward shore power connection, stainless steel anchor,auxiliary fuel tank
- Stainless Steel Vertical Bow Rails & Stanchions
- Dual Sun Pads on fore deck with white Sunbrella covers
- Pantographic boarding platform hydraulically actuated for tender or wave runner that moves in and out and up and down plus Includes remote control
- Concealed boarding ladder in swim platform
- Storage lockers flush in forward deck house
- Central grey water drain system
- Imported custom taps/spigots, combination polished chrome/nickel finish
- Grey water sump pump
- Pressurized fresh water system
- Fresh water, hot and cold hand-shower in transom
- Fresh water tank level monitor
- Shore water connection with pressure-reduction valve
- Waste holding tank
- Waste tank level monitors
- (2) water heaters - 16 gallons each
- Fresh Water Washdowns
- Saltwater Washdown
- Engine room air vents concealed in superstructure
- (2) Hawse polished stainless steel pipes, port and starboard
- Recessed accent courtesy lights
- 6) Overhead recessed lights in cockpit
- (2) Fender and line lockers , polished stainless steel hardware, in foredeck superstructure , gull wing doors supported by gas shocks, self draining
- (2) Mooring cleats
- Pilothouse door
- High impact, heavy duty rub rail molding
- (4) Spring cleats
- Maxwell 4000 Windlass in foredeck recessed locker with covered hatch, self draining
- Anchor w combination chain and rode
- Windshield weather covers

Safety

- Marine grade bronze seacocks for all underwater thru-hulls
- Battery master disconnect switches
- Battery boxes & covers with restraint straps
- Bilge alarm - high water
- Bilge pumps (5)
- Ritchie Navigator 4.5" flush mount illuminated dual-read compass
- Transom docking lights
- Temperature and oil pressure engine alarms
- Automatic fire suppression system
- Galvanic isolater/zinc saver
- Dual air trumpet horns
- Internal bonding system
- Molded nonskid surfaces on all walk decks in diamond pattern
- Navigation lights
- Spotlight

Electrical

- 4 Zone Interior Cruiseair Air Conditioning and Heat 80,000 BTU
- Electric Bow and Stern Thrusters
- Dual ForwardShore Power connections with Dock Side power cords
- Generator: Kohler 28 kw 60 Hz diesel generator with sound shield *** HOURS ARE 0*** Rebuilt
- Power Cords
- INVERTER DAKAR COMBI 24/3000-100
- AC/DC disbtributionn panels with circuit breakers & integral generator controls
- AC voltmeters and ammeter
- DC multimeter
- Generator battery
- Battery chargers
- Incandescent courtesy lights
- Dockside inlet - CATV with 50' of white cord
- GFI protection on all electrical outlets
- Isolation transformers on the internal shore power lines
- Overhead lights
- Dual Glendinning Cablemaster power cord storage and retrieval system
- (2) 50 amp shore power connectors
- (2) 50 amp Marinco 75' shore power cord
- Wiring system is tinned copper strand wire, harnessed, color-coded, labeled, meets or exceed ABYC standards

Cockpit

- AB TENDER Model 395 VCT 12'Year 2005 with Evinrude ETEC 50HP Year 2011
- Lights - accent, courtesy, recessed with exterior mounted switch
- Lights, overhead, recessed with exterior mounted switch
- (2) Storage Lockers - in transom corners
- (2) Mooring cleats
- (2) Stereo speakers
- (2) Transom gates - stainless steel, Marquis monogrammed, with magnetic catches at the top of the cockpit stairways
- Deck hatch to access crew and machinery spaces
- Optional teak deck
- Swim platform , hydraulically actuated, pantographic, moves out & down with remote control
- Boarding ladder - telescoping, with grab rail, concealed beneath platform extension
- High gloss teak cockpit dining table
- 12V Stereo controls
- Molded staircase to Flybridge deck
- Teak Deck
- Electronic engine & thruster controls in covered wing station to starboard
- Integral bench seating with two additional teak deck chairs
- Tracy gangway "tide ride" style boarding ladder mounted to starboard interior hull side

Mechanical and Electrical

- Kohler Generator hours 28 kw Hours are 300 Hours since Rebuilt (Short Block and all Pumps)
- Fuel transfer pump and Fuel Polisher
- Air conditioning - Cruisair 4-zone split system in cabins, with reverse cycle heat
- Dripless shaft logs with spare seals on shaft
- Exhaust mufflers - engines and generator
- (3) fuel tanks
- Hull portlights
- Hydraulic steering
- Side Power bow & stern thrusters
- Power steering
- Propellers - 5-blade, NiBrAl
- Additional set of spare propellers
- Propeller shafts - Aquamet, 3.5"
- Rudders & struts, primary & secondary
- Cutlass bearings - synthetic rubber composite
- Seawater strainers

- Ship' systems control panels in engine room
- AC & DC Distribution panels
- Trim Tabs - stainless steel, hydraulic, 3 pistons each
- Bilges coated with white, medium-gloss gelcoat
- Polished diamond plate catwalk
- Cockpit hatch, access ladder - stainless steel nonskid steps
- Electrical outlet
- Entrance hatches (2) dual access (cockpit & storage lazarette/optional crew quarters)
- (5) lights - overhead, fluorescent, controls in cockpit & storage lazarette/optional crew quarters

Исключения


При продаже яхты исключаются личные вещи владельца.

Отказ от ответственности


Компания предоставляет описание судна или яхты добросовестно, но не может гарантировать точность этой информации, а также не ручается за техническое состояние. Покупатель должен проинструктировать своих агентов или оценщиков исследовать представленную информацию более подробно, по собственному желанию. Продажа судна или яхты, изменение цены или снятие с продажи будет происходить без предварительного уведомления.

ФОТОГРАФИИ


Manufacturer Provided Image




Manufacturer Provided Image



Manufacturer Provided Image



Manufacturer Provided Image



КОНТАКТЫ

Андрей Шестаков (Andrey Shestakov) – ведущий яхтенный брокер отдела продаж яхт и судов компании Shestakov Yacht Sales Inc. Официальный представитель Shestakov Yacht Sales Inc. для русскоговорящих клиентов в центральном офисе компании в Майами/Форт Лодердейл/Флорида/США.

Контактная информация

Email: **andrey@shestakovyachtsales.com**

Web: **shestakovyachtsales.com**

Телефоны

Краснодарский край: **+7(918)465-66-44**

США, Майами, Флорида: **+1(954)274-4435**

Время работы

Понедельник – Суббота: **9:00 - 21:00** EDT

Воскресенье: **Закрыто**

Адрес



Harbour Towne Marina, 850 NE 3rd St, STE 213, Dania, FL 33004