

DISCOVERY — ROMSDAL



Судостроитель: ROMSDAL

Год постройки: 1962

Модель: Траулер

Цена: ЦЕНА ЯХТЫ ПО ЗАПРОСУ

Местонахождение: United States

Длина общая: 100' 0" (30.48m)

Ширина: 21' 0" (6.40m)

Макс. осадка: 11' 0" (3.35m)

Крейс. скорость: 8 Kts. (9 MPH)

Макс. скорость: 10 Kts. (12 MPH)

Купить **Discovery — ROMSDAL** а также выбрать подходящую вам яхту из нашего **каталога яхт** вам поможет опытный яхтенный брокер Андрей Шестаков. На сегодняшний день компания **Shestakov Yacht Sales Inc.** имеет большое количество яхт в **собственном списке продаж**, а также тесно сотрудничает со всеми крупными **яхтенными производителями** по всему миру.

Для того чтобы купить яхту **Discovery — ROMSDAL** а также проконсультироваться по любому вопросу связанному с покупкой, продажей, чартером яхт позвоните по телефону **+7(918)465-66-44**.

ОГЛАВЛЕНИЕ

ОГЛАВЛЕНИЕ	2
ХАРАКТЕРИСТИКИ	3
Обзор	3
Основная информация	3
Размеры	4
Скорость, вместимость и масса	4
Размещение	4
Корпус и палуба	4
ПОДРОБНОЕ ОПИСАНИЕ	5
Accommodations	5
Galley	7
Electronics and Navigation	7
Deck	8
Electrical	9
Machinery	9
Broker's Remarks	10
Исключения	10
Отказ от ответственности	11
ФОТОГРАФИИ	12
КОНТАКТЫ	25
Контактная информация	25
Телефоны	25
Время работы	25
Адрес	25

ХАРАКТЕРИСТИКИ

Обзор

The name ROMSDAL has always been synonymous with North Sea trawlers, yachts built for research, and strong North Sea fishing boats. Originally built in 1962 as a research vessel, DISCOVERY underwent a complete rebuild and refit from 1998-2000. The refit was massive and reported costs exceeded 12 million dollars. DISCOVERY is an aesthetically pleasing yacht that shows outstanding workmanship and stunning craftsmanship throughout the yacht. The interior wood is exquisite and the layout is perfect for luxurious accommodations.

Refit to be a gentleman's expedition yacht the hull was flared and painted with Sterling Flag Blue paint. During the refit a new rolled aluminum superstructure was built and installed using bimetal transition inserts. The superstructure is white. Teak trim was added producing the true yacht finish one would expect. The decks were covered with teak and show little wear.

The interior design and layout was designed by an architect while the interior workmanship was overseen by an interior designer. The results are simply stunning. With the finest craftsmanship available, the interior has varnished mahogany wood work and trim, madronal burl woodwork and trim, granite, marble, jade, and exquisite fabrics.

DISCOVERY is now available as the owner has finished cruising and is concentrating on business ventures. At this time, DISCOVERY needs exterior paint and some interior soft good rejuvenation to be as spectacular as she once was. Easy to see in Portsmouth, VA.

Основная информация

Тип судна: Траулер

Модельный год: 1962

Год постройки: 1962

Страна: United States

Кубрик: Да

Размеры

Длина общая: 100' 0" (30.48m)

Ширина: 21' 0" (6.40m)

Макс. осадка: 11' 0" (3.35m)

Скорость, вместимость и масса

Крейс. скорость: 8 Kts. (9 MPH)

Макс. скорость: 10 Kts. (12 MPH)

Водоизмещение: 440000 Pounds

Вместимость воды: 1700 Gallons

Вместимость сточного бака: 500
Gallons

Объем топливного бака: 11000
Gallons

Размещение

Всего кают: 4

Каюты экипажа: 2

Корпус и палуба

Материал корпуса: Steel

ПОДРОБНОЕ ОПИСАНИЕ

Accommodations

For a wonderful 360 degree interior view, click this link:

You can enter the vessel side decks by way of side deck hydraulic ramps. The side decks are wide and the overhead is protected by the width of the upper decks. The decks are covered in teak with a natural finish. Along the rails is massive thick and wide teak varnished trim. The aft deck is large and offers an excellent spot for relaxation and outdoor activities. Forward is the dingy lift and chocks for storing the AB RIB. Forward and up a curved staircase along the port and starboard side is access to the bow. The bow deck allows easy access to the windlass and is large enough for another outdoor activity area.

Under the bow deck is a cabin with the entry door to port. An excellent crew quarters with a small galley, head with en-suite shower and a settee to port with entertainment center forward. Above the settee is a watch type single berth. Forward is the crew quarters is access to the bow locker with access to various machinery. Along the port side and aft is a beautiful wood ladder that leads to the main guest cabin area.

Back to the side deck and along the starboard side is a beautiful wood door leading into a foyer. From the foyer, you can enter the main salon aft, to the galley forward or up the stairs leading to the bridge deck.

Up the bridge deck stairs and forward is the massive bridge and helm area. An enormous space the helm area features a centered helm with complete walk-around. The visibility forward and to the sides is unparalleled. The helm seating features two comfortable seats built into a cabinet with all instrumentation and electronics within easy reach. The instrumentation and displays are comprehensive. Along the port side is the navigation station with a large desk top and plenty of storage drawers and cabinets. Forward of the helm and both port and starboard are elevated watch stools. Aft and along the starboard side is a large L-Shaped settee with a beautiful wood table. Forward of the helm is a walk around area with railings and multiple cabinets for storage and helm electrical access. On the port and starboard sides are wing controls for the engine, bow thruster and propeller pitch.

Aft of the helm area and down a passageway aft is the Captain's Quarters. A built in single berth is situated along the aft bulkhead but will convert into a full-size berth. The quarters has an en-suite head and shower as well. Beautifully appointed with a desk and sitting chair.

Aft is a small area that has been used as a Sky Lounge. With double bi-fold doors leading out to the large upper deck the lounge area is perfect for the quiet get away area. There is a large crane located along the port side and access to the mast and

upper deck along steps to starboard. The upper observation deck is large and offers an additional space for outdoor relaxation and entertainment.

Back to the steps and down, forward is the galley area. The U-Shaped galley is a perfect spot for food preparation and will please even the most discriminating chef. With plenty of room for storage and meal preparation the galley is impressive. The galley offers stainless steel appliances, custom refrigeration and freezer compartments, granite countertops with fiddles, tile backsplash featuring a Dutch kitchen style, and a breakfast bar with two attached stools. The flooring is hardwood. Ample storage cabinets and drawers including a pantry area.

From the galley and down steps forward along the port side is access to the lower cabins. The companionway at the base of the steps features a bronze bird sculpture and storage cabinets along the port side and a laundry center to port. To starboard is the VIP suite with a queen berth, plenty of storage, and an en-suite head and shower stall. All the way forward is the VIP cabin with upper and lower berths and an en-suite head, plenty of storage cabinets and drawers. Further forward and to port and starboard are stainless steel walk in cooler to port and a freezer to starboard. Access into a machinery room is forward.

Back to the foyer and aft is the main salon. The foyer to salon entry features a beautiful wood door. The main salon is a custom area where you will feel more like home. With a true wood burning fireplace surrounded by built-in bookcase the salon is both comforting and relaxing. A settee couch to port and two leather sitting chairs allow seating for a crowd. Along the starboard side is a hutch with a flat screen TV on top. There is a dining table aft with four matching chairs.

Aft is a sitting area with triple bi-fold doors leading to the aft lower deck. The deck area offers complete walk around of the main deck and is an additional area for relaxation. When all doors are opened, the main salon offer an alfresco feeling for both relaxation and entertaining.

Down a free standing suspended staircase along the port side is access into the massive master suite. Forward is a king berth with outboard multiple storage cabinets, lockers and drawers. Flanked by his and her heads the master heads offer marble floors, jade and marble showers, a mahogany wood varnished tub in the her head area and massive spaces for comfort. Along the starboard side and under the suspended stairs is the built-in office with desk, storage and file drawers. Forward in the master is a cozy relaxation area with port and starboard settee couches, an entertainment center forward with a wet bar. Outboard are large storage cabinets and bookcases.

The engine room is located down the steps from the galley and aft through a fire door. The engine room is large and offers an engineer's area forward with a desk and access to various machinery. Sliding transparent doors separate the engineer from the engine room. The Enterprise engine is a beautiful piece of machinery that will delight anyone

who sees it. There are two supporting generators in sound shields and the engine that operates the thruster hydraulics can be chain connected to the main shaft as an emergency engine and propulsion system. Most systems can be monitored and controlled from the engine room space.

Galley

- Granite Counter Tops with Fiddles
- White Oak Hardwood Sole
- Painted Egg Shell Color Tongue and Groove Overhead Planking for Ceiling
- Double Stainless Steel Sinks with Faucet and Sprayer
- Thermidor 1000 Garbage Disposal
- In-Sink-Erator Instant Hot Water Heater with Separate Faucet
- Custom Stainless Steel and Brass Cook Hood for Ventilation
- (2) Miele H267B Stainless Steel Electric Ovens

- Dacor (5) Burner Propane Stove Top with Jenn Air Type Grill
- Kitchenaid KCMS125EBS-0 Microwave Oven
- GE Spacesaver II Microwave Oven
- Kitchenaid Trash Compactor
- Miele NR16/1768667 Dishwasher
- Cospolich Walk N Door Custom Walk in Freezer
- Cospolich Walk N Door Custom Refrigeration
- Heatcraft VA-12AE Defrost Heaters in Galley Freezer
- Scotsman Ice Maker

Electronics and Navigation

- Furuno NAVNET 3D chart plotting system
- Furuno AIS FA150
- Furuno Nav Compass SC-110
- (2) Furuno FR-2110 color radar displays, one with ARPA collision avoidance system
- Furuno remote radar display at master stateroom desk
- Furuno AD-100 gyro signal converter
- Furuno Model FAX-207 weather fax
- Furuno NAVTEX Model NX500 receiver
- Anschutz PilotStar D-AP02-S01 autopilot
- Anschutz PilotStar D autopilot jog controls
- American Pioneer V-160 Dual Scan forward scanning sonar
- (2) Westinghouse Series 1000 satellite telephones
- (2) RCA digital satellite converters

- (3) B & G Hydra 2 Multi Displays with speed, depth and wind
- (3) B & G analog wind indicators
- (2) Sea Model 56 VHF radios

- Sea 2250 HF/SSB single sideband receiver
- ICOM IC-M45 VHF radio in crew lounge forward
- Sea Loud Hailer with mast mounted speaker
- (2) Northstar 941X color chart plotters
- Propeller pitch indicator
- MarTec 3rd Watch ship monitoring system including; all machinery spaces, tankage, refrigeration, hydraulics, bilges, fire alarms, engine space air pressure and others
- (2) Pentium 300 computer processors for navigation
- Micron ClientPro VXE computer
- Soyo PC computer with PowerWare 9 UPS software
- (3) ACER VGA computer screens for navigation and computer usage
- (2) Computer keyboards at helm
- (4) Windshield wipers with wash down for bridge
- Remote controlled 24-volt spotlight
- Remote controlled 12-volt spotlight

Deck

- AB Rib inflatable with Yamaha 40 hp motor
- Inflatable chocks mounted on foredeck
- HIAM 027 articulating knuckle crane on foredeck
- Nick Jackson 4000 lbs. 16-foot dingy lift on upper aft deck
- (2) 700 lbs. Stainless steel anchors with stainless steel anchor guard on box
- Anchor hawse pipe with (4) pressure chain wash down (fresh and raw water)
- Markey WYW-12 anchor windlass, dual gypsy and ¾" stud link chain wildcats, hydraulic
- Van pump 20 hp for anchor windlass
- Custom stainless steel dry stacks and fireplace chimney
- (9) Mooring chocks with cleats
- Gunnel are 40" high with (10) scuppers

- Tank vents with sealing capability
- (3) Electric/Hydraulic boarding ramps
- Ideal V6A vertical line windlass on aft deck for easy docking
- Deck machinery with a 7.5 hp pressure pump
- Kahlenburg compressor stainless steel horns
- (2) Stainless steel bollards and line guards
- Freeman forward deck hatch

- 8000-gallon adjustable ballast tanks
- (6) Kobelt electric control stations which include speed, direction, steering and throttle
- (6) Station controls for bow and stern thrusters
- ACR Satellite 406 EPRIB
- (2) 1999 Switlik Solas 6-person life raft in hard case with Pains Wessex hydrostatic release
- (6) High water alarms
- Heat detector monitored throughout the lower levels with audible alarms

Electrical

- Northern Lights 100 kW generator with John Deere engine
- Northern Lights 45 kW generator with John Deere engine
- American Rotary 40 kW phase converter, converts single phase into three phase
- (3) McCarron battery chargers, (2) Model VMI 24403 and (1) Model VMI 12301
- Master Volt IVO 12 volt battery charger
- 240 volt AC shore power connections
- Synchroscope 4 permits all generators to be phased together

- Power distribution panels with circuit breakers
- Siemens 4300 generator monitor displays
- Findley 12-volt distribution power panel
- Miele Novotronic W1918 washing machine in laundry center
- Miele Novotronic T1520 dryer in laundry center
- SeaTel Model 2094/2494 ship wide satellite television antenna
- SeaTel TAC-92 antenna tracking antenna control unit
- View Sonic LDC DigiSpec VMD-2004 video motion detector with (4) cameras

Machinery

Excellent engine room access to all important machinery with ease of maintenance and monitoring.

Enterprise DMG-6, six cylinder in line diesel engine, naturally aspirated, 400 hp, freshwater cooled (Fernstrum Keel Cool), with dry exhaust. Excellent commercial engine that was added newly rebuilt in 2000. For info on the engine and manufacturer see .

Auxiliary engine uses the John Deere Series 400, 7.8L. The auxiliary engine uses the engine from the thrusters as the auxiliary engine using a chain system attached to the main shaft.

- Liaaen (Ulstein) controllable pitch propeller Type ACG40 with three pitch monitors
- Ulstein Tenfjord AS rotary vane steering with Kobelt electronic/hydraulic pitch and engine
- Controls, (3) stations
- 5" Stainless steel shaft
- Vosper Thornycraft 3L W/MK 12 series stabilizers with 208v electric/hydraulic controls
- Wesmar bow and stern thrusters, 120 hp dual 4-blade with (3) controls
- AlfaLaval MAB-103B-24-60/4205-1 diesel fuel centrifuge with 230v drive motor
- (2) Quincy 310 air compressors for engine starting
- ECU custom controls for generators, hydraulic pump engine, and ship's systems.
- (2) Racor 75/900 MAX diesel fuel primary fuel filters with vacuum gauge
- (2) Racor 75/500 FGX diesel fuel filters with vacuum gauge for generator #1 and #2
- (2) Racor 75/1000 FHX diesel fuel filters with vacuum gauge
- (2) Buderus 2A-700A diesel fuel filters
- Marine Air reverse cycle air conditioning/heating systems with electronic controls
- AC Pumps connected to (5) sump pumps for overboard flow
- Jacuzzi Model IRM2-S water pumps for fresh water system
- Atlantic Ultraviolet Corporation 550B ultraviolet light purifier for fresh water
- Envirovac Vacuum Sewage System Orca IIA Type II with seven evac heads
- Buderus Model LT-135-300 diesel indirect fired hot water heater
- Buderus Model G115 cast iron hot water boiler
- Grundfoss circulating water pumps
- Fire suppression pumps and stations along port and starboard side of deck
- Bilge and water pump manifolds for flow direction
- Engine compartment automatic fire suppression system with (4) CO2 cylinders

Broker's Remarks

This is one of those yachts when seeing her on the listing is different than seeing her in person. A true masterpiece of workmanship and detail, the interior is spectacular. The refit performed in Seattle during 1998-2000 is reported to have been over 12 million dollars. A perfect yacht for expedition cruising or for cruising long distances.

Easy to see at Ocean Marine Yachting Center in Portsmouth, VA.





Исключения









При продаже яхты исключаются личные вещи владельца.

Отказ от ответственности

Компания предоставляет описание судна или яхты добросовестно, но не может гарантировать точность этой информации, а также не ручается за техническое состояние. Покупатель должен проинструктировать своих агентов или оценщиков исследовать представленную информацию более подробно, по собственному желанию. Продажа судна или яхты, изменение цены или снятие с продажи будет происходить без предварительного уведомления.

ФОТОГРАФИИ







































КОНТАКТЫ

Андрей Шестаков (Andrey Shestakov) – ведущий яхтенный брокер отдела продаж яхт и судов компании Shestakov Yacht Sales Inc. Официальный представитель Shestakov Yacht Sales Inc. для русскоговорящих клиентов в центральном офисе компании в Майами/Форт Лодердейл/Флорида/США.

Контактная информация

Email: **andrey@shestakovyachtsales.com**

Web: shestakovyachtsales.com

Телефоны

Краснодарский край: **+7(918)465-66-44**

США, Майами, Флорида: **+1(954)274-4435**

Время работы

Понедельник – Суббота: **9:00 - 21:00** EDT

Воскресенье: **Закрыто**

Адрес



Harbour Towne Marina, 850 NE 3rd St, STE 213, Dania, FL 33004