

LUNA-SEA — ALBEMARLE



Builder: ALBEMARLE

Year Built: 2006

Model: Sport Fisherman

Price: PRICE ON APPLICATION

Location: United States

LOA: 41' 0" (12.50m)

Beam: 15' 9" (4.80m)

Min Draft: 4' 0" (1.22m)

Cruise Speed: 29 Kts. (33 MPH)

Max Speed: 33 Kts. (38 MPH)

Our experienced yacht broker, Andrey Shestakov, will help you choose and buy a yacht that best suits your needs **LUNA-SEA — ALBEMARLE** from **our catalogue**. Presently, at **Shestakov Yacht Sales Inc.**, we have a wide variety of yachts available on **our sale's list**. We also work in close contact with all the big **yacht manufacturers** from all over the world.

If you would like to buy a yacht **LUNA-SEA — ALBEMARLE** or would like help answering any questions concerning purchasing, selling or chartering a yacht, please call **+1(954)274-4435**

TABLE OF CONTENTS

TABLE OF CONTENTS	2
SPECIFICATIONS	4
Overview	4
Basic Information	4
Dimensions	4
Speed, Capacities and Weight	4
Accommodations	5
Hull and Deck Information	5
Engine Information	5
DETAILED INFORMATION	6
NOTE:	6
Accommodations	6
Master Stateroom, Forward	6
Guest Stateroom, Port	6
Salon	6
Head	7
Galley, Main Deck, Amidship Starboard	7
Helm / Electronics and Navigation	8
Deck	8
Engine and Mechanical Equipment	8
Electrical System / Equipment	8
Cockpit / Fishing Equipment	9
Exclusions	9
Salesman's Comments	9
Exclusions	9
Disclaimer	9
PHOTOS	11
Profile 2	11

Master Stateroom	11
Guest Stateroom	11
Salon	11
Galley	11
Deck 1 - Forward Helm Seating	11
Cockpit / Fishing Equipment - Rocket Launcher	12
Deck 2 - Helm Deck Seating	12
Rear Profile	12
Factory Layout	12
CONTACTS	13
Contact details	13
Telephones	13
Office hours	13
Address	13

SPECIFICATIONS

Overview

Albemarle 41' Convertible is a true showing of Carolina Sportfish meets elegant cruiser! This true hard-core fisherman has everything a fisherman wants with the comforts of a family cruiser! "Luna-Sea" is loaded with extras and would be great for either fishing or cruising. She has excellent amenities and comfort for six. She is ready for her new owner! CALL TODAY!

Basic Information

Category: Sport Fisherman

Sub Category: Express

Model Year: 2006

Year Built: 2006

Country: United States

Vessel Top: Hardtop

Cockpit: Yes

Dimensions

LOA: 41' 0" (12.50m)

LWL: 43' 6" (13.26m)

Beam: 15' 9" (4.80m)

Min Draft: 4' 0" (1.22m)

Speed, Capacities and Weight

Cruise Speed: 29 Kts. (33 MPH)

Max Speed: 33 Kts. (38 MPH)

Displacement: 36000 Pounds

Water Capacity: 100 Gallons

Fuel Capacity: 600 Gallons

Accommodations

Total Berths: 6

Sleeps: 6

Total Heads: 1

Hull and Deck Information

Hull Material: Fiberglass

Deck Material: Fiberglass

Hull Configuration: Modified V-Hull

Hull Color: White

Engine Information

Engines: 2

Manufacturer: Caterpillar

Model: C-12

Engine Type: Inboard

Fuel Type: Diesel

DETAILED INFORMATION

NOTE:

THIS IS A PRELIMINARY LISTING!!! ADDITIONAL INFORMATION COMING AND INFORMATION CONTAINED HEREIN IS SUBJECT TO CHANGE!!!

Accommodations

Sleeps four owners and guests in two Staterooms plus L-shaped lounge converts to double berth to sleep two for a total of six berths. One Head with shower. Entering the cabin door into the Salon you see a large open space for entertaining. There is seating both port and starboard. Forward in Salon sits the Galley with sink, refrigerator and freezer and large counters. Continuing on there is a full Head with shower, a Guest Stateroom with upper and lower berths and a Master Stateroom with a queen-sized island bed.

Master Stateroom, Forward

The Master Stateroom has a queen-sized Island berth, recessed lighting and storage throughout!

- TV
- Closet
- Storage
- Carpeting
- Air conditioning
- Recessed lighting
- Cedar-lined hanging locker
- Queen Island berth w/ storage under

Guest Stateroom, Port

- Carpeting
- Air conditioning
- Upper & lower berths

Salon

The Salon is fully carpeted with plenty of seating. There is an L-shaped lounge that

converts into a double berth and an L-shaped settee with storage under. With ample cabinetry, you will not be short on storage for your things. There is an entertainment system with a flat-screen TV and a DVD player to keep you entertained when the fish aren't biting.

- TV
- Dinette
- Storage
- Cabinets
- Carpeting
- DVD Player
- Air conditioning
- Entertainment center
- Carpeting throughout
- Stereo system w/ speakers
- L-shaped settee w/ storage under
- Air conditioning / heater with controls
- L-shaped lounge (converts to double berth)

Head

- Sink
- Shower
- Medicine cabinet
- Electric head w/ holding tank

Galley, Main Deck, Amidship Starboard

Open Galley with large counter and plenty of cabinetry and storage! Microwave oven / Convection oven and a two-burner stove for cooking a meal. There is a large pull-out refrigerator and freezer for cold storage.

- Sink
- Storage
- Cabinets
- Water heater
- Teak & holly flooring
- Two-burner, electric stove
- Pressure fresh water system
- Sub-Zero Refrigerator & Freezer
- Microwave oven / Convection oven

Helm / Electronics and Navigation

- GPS
- Fish finder
- Transducer
- Furuno RD-33
- Depth sounder
- Ritchie Compass
- Simrad Auto pilot
- Furuno 64nm Radar
- Icom 602 VHF Radio
- Icom 604 VHF Radio
- KVH SAT Phone / SAT Com
- Furuno MFD 12 Chart plotter
- Furuno CH-270 Searchlight Sonar

Deck

- Windlass
- Helm seats
- Transom door
- Bridge curtain
- (2) Helm seats
- Spreader lights
- Anchor w/ lines
- Navigation lights
- Bow pulpit w/ rails
- Fresh water, salt water, pressure Deck wash down system

Engine and Mechanical Equipment

- Trim tabs
- Bilge pumps
- Air conditioner
- Oil pressure alarm
- Fire protection system
- Bridge engine controls
- Engine temperature alarm
- Twin 710 hp. Diesel I/B 2006 CAT C-12's w/ 3400 hrs.

Electrical System / Equipment

- (3) Batteries
- Battery parallel switch
- Onan 13.5kw Generator
- 50amp Shore power cord
- 12v DC electrical system
- 110v AC electrical system
- Automatic battery charger
- Color-coded wiring system

Cockpit / Fishing Equipment

- Fish box
- Bait freezer
- Center rigger
- Lee Pro Series Outriggers
- Rocket launcher (hardtop)

Exclusions

- Owner's personal gear and items

Salesman's Comments

Albemarle 41' Convertible is a true showing of Carolina Sportfish meets elegant cruiser! This true hard-core fisherman has everything a fisherman wants with the comforts of a family cruiser! "Luna-Sea" is loaded with extras and would be great for either fishing or cruising. She has excellent amenities and comfort for six. She is ready for her new owner! CALL TODAY!

Exclusions

Owner's personal belongings.

Disclaimer

The Company offers the details of this vessel or yacht in good faith but cannot guarantee or warrant the accuracy of this information nor warrant the condition of the vessel. A buyer should instruct his representatives, agents, or his surveyors, to investigate such details as the buyer desires validated. This vessel or yacht is offered

subject to prior sale, price change, or withdrawal without notice.

PHOTOS

Profile 2



Master Stateroom




Guest Stateroom



Salon



Galley




Deck 1 - Forward Helm Seating




Cockpit / Fishing Equipment - Rocket Launcher




Deck 2 - Helm Deck Seating



Rear Profile



Factory Layout



CONTACTS

Andrey Shestakov, leading yacht broker of the sales department of Shestakov Yacht Sales Inc. Shestakov Yacht Sales Inc., the official representative of the Miami/Fort Lauderdale FL headquarters.

Contact details

Email: **andrey@shestakovyachtsales.com**

Web: shestakovyachtsales.com/en/

Telephones

USA: **+1(954)274-4435**

Office hours

Monday – Saturday: **9:00 - 21:00** EDT

Sunday: **closed**

Address



Harbour Towne Marina, 850 NE 3rd St, STE 213, Dania, FL 33004