

# 55FT6IN 1999 SEA RAY 560 SEDAN BRIDGE — SEA RAY



**Builder:** [SEA RAY](#)

**Year Built:** 1999

**Model:** Motor Yacht

**Price:** PRICE ON APPLICATION

**Location:** United States

**LOA:** 55' 5" (16.89m)

**Beam:** 16' 0" (4.88m)

**Max Draft:** 4' 6" (1.37m)

Our experienced yacht broker, Andrey Shestakov, will help you choose and buy a yacht that best suits your needs 55ft6in 1999 Sea Ray 560 Sedan Bridge — SEA RAY from our catalogue. Presently, at Shestakov Yacht Sales Inc., we have a wide variety of yachts available on our sale's list. We also work in close contact with all the big yacht manufacturers from all over the world.

If you would like to buy a yacht 55ft6in 1999 Sea Ray 560 Sedan Bridge — SEA RAY or would like help answering any questions concerning purchasing, selling or chartering a yacht, please call +1(954)274-4435

---

# TABLE OF CONTENTS

---

TABLE OF CONTENTS	2
SPECIFICATIONS	3
Overview	3
Basic Information	3
Dimensions	3
Speed, Capacities and Weight	3
Accommodations	4
Hull and Deck Information	4
Engine Information	4
DETAILED INFORMATION	5
Manufacturer Provided Description	5
Equipment List	5
Exclusions	8
Disclaimer	9
PHOTOS	10
Manufacturer Provided Image	14
Manufacturer Provided Image	14
CONTACTS	15
Contact details	15
Telephones	15
Office hours	15
Address	15

# SPECIFICATIONS

## Overview

One of the Finest Models of its time, the Sea Ray 560 Sedan Bridge offers high levels of quality, performance, and styling. With a plush three stateroom interior, expansive cockpit, fly bridge, and helm along with two heads and a galley and salon offering plenty of space for seating and entertainment, this Sea Ray leaves nothing out.

Powered by twin 3406E Caterpillars (**Best Engines offered that year!**) 800HP, cruises at 31 mph, max at 34 mph, Westerbeke generator, reverse cycle A/C, Glendenning, Engine sync, phone/TV connector, Bow Thruster, very comfortable full width Salon w/twin L-shaped sofas Port and Starboard, and a large entertainment area w/flat screen TV/w DVD, Stereo. U-shaped galley w/2 refrigerators, dinette seating for 4, lots of light, built in blender, microwave, 3-burner stove-top. Bridge totally enclosed w/hardtop, including A/C, tons of seating with large bench-seat aft & bar/entertainment area, integrated molded stairway to bridge, TNT lift, Hot/Cold cockpit shower, Windless, 6-person liferaft, halon, central vac, trim tabs, washer/dryer combo, Bose Sound system, Sea Tel, Satellite TV, and much more. DYSID:3047228

## Basic Information

**Category:** Motor Yacht

**Model Year:** 1999

**Year Built:** 1999

**Country:** United States

## Dimensions

**LOA:** 55' 5" (16.89m)

**Beam:** 16' 0" (4.88m)

**Max Draft:** 4' 6" (1.37m)

**MFG Length:** 56' 0" (17.07m)

## Speed, Capacities and Weight

**Displacement:** 50000 Pounds

**Water Capacity:** 200 Gallons

**Holding Tank:** 68 Gallons

**Fuel Capacity:** 800 Gallons

---

## Accommodations

---

**Total Cabins:** 3

**Total Heads:** 2

---

## Hull and Deck Information

---

**Hull Material:** Fiberglass

**Hull Configuration:** Deep Vee

---

## Engine Information

---

**Engines:** 2

**Manufacturer:** Caterpillar

**Engine Type:** Inboard

**Fuel Type:** Diesel

---

## DETAILED INFORMATION

---

### Manufacturer Provided Description

---

The Sea Ray 560 Sedan Bridge is a 22-foot flybridge with a bright, open cabin, a spacious aft cockpit, and all the options imaginable. The large cabin provides three fully-appointed staterooms and two head areas with privacy doors, cultured marble floors, and Corian countertops. The master stateroom has a queen-size bed and innerspring mattress, beveled mirrors, and an entertainment center with a TV - VCR - radio combination and Bose Acoustimass three-speaker system. The starboard guest stateroom has a full-size bed and abundant storage, plus there's an additional stateroom to port with upper and lower bunks, a washer and dryer combination, and floor storage. Both guest staterooms feature circular skylights and TV - VCR - radio combinations. A huge wraparound sofa dominates the salon, making it ideal for conversation or enjoying the entertainment center with surround sound color TV, VCR, and a Bose Lifestyle 20 stereo system. There's a cozy dinette opposite the galley with comfortable seating for four and a phone jack. The bright, open galley with wood flooring and cabinetry has all the latest appliances including a flush-mounted three-burner cooktop, microwave - convection oven, under-counter refrigerator and freezer, and a convenience package with coffee maker, trash compactor - even glass decanters. Above, the flybridge control station of the Sea Ray 560 Sedan Bridge is protected by a windscreen, and surrounds the captain with a full array of instrumentation and standard Raytheon electronics. A dual hydraulic gear shift and throttle control puts the power of twin 776 horsepower Caterpillar diesel inboards well in hand. Everybody on board has a great view from the forward and aft bench seating. They are also spoiled by a close-at-hand wetbar and entertainment center complete with refrigerator, ice maker and Clarion AM-FM digital cassette stereo featuring a six-disc CD changer, subwoofer, six speakers, and cockpit remote control. The full fiberglass hardtop with enclosure and electronics box helps make sure everyone on the flybridge stays comfortable while underway, especially when the standard 24,000 BTU air conditioning system is running. Wide, molded steps lead to the spacious aft cockpit where there's extra seating space and storage bins, as well as a transom door that opens onto an extra wide swim platform. A fiberglass hardtop and enclosure complete the comfort. There's also easy access to the bilge area thanks to a gas-assisted hatch, and stainless steel ladder. Other standard features that add to the performance of the 560 Sedan Bridge include hydraulic power steering, Power Pac exhaust system with lift mufflers and sound insulation, a 20.0 kW Westerbeke diesel generator with sound box, and a complete Raytheon electronics package with VHF, GPS and Raydata. The accessory package offers a c-phone with cell phone interface and antenna.

### Equipment List

---

Sun Ray 560 Sedan Bridge Specifications - Standard Equipment Hull and Deck - 316 Stainless Steel Bow Rail - 316 Stainless Steel Handrails - 316 Welded Stainless Steel Deck Rails - 316 Welded Stainless Steel Stanchions - 4-Bolt Stainless Steel Cleats (8) - Boot Stripes - Bottom Paint w- Epoxy Primer - Fiberglass Diamond Plate Flooring in Bilge - Fiberglass Stringer System

- Fiberglass Swim Platform w- Concealed Stainless Steel Ladder & Grab Handle - Foam-Filled Under-Floor Areas - Forward Deck Sun Pad - Gel-Coat (Arctic White) - Gel-Coated Bilge Area - High-Performance Vinylester Resin - Insulated Engine Compartment - Integrated Hull Vent System - Meets Applicable USCG & ABYC Standards - Navigation Lights - NMMA Certification - PVC Rub Rail w- Stainless Steel Insert - Rod Holders (4) - Stainless Steel Deck Fill Plates - Stainless Steel Hull & Deck Port Lights (4 Fixed, 4 Opening) - Translucent Deck Vent Hatches w- Locks & Sky Screen Cover Windlass - Anchor Rope Storage w- Hatch - Lofrans Progress II (Chain) with Foot Switches, Stainless Steel Anchor Chute with Stainless Steel Anchor & Forward Anchor Washdown with Hose Cockpit - Aft Transom Wall w- Transom Storage; Fiberglass Storage Bins & Fold-Out Aft Seat - Aft Wall Fender Storage - Cockpit Side Storage Areas - Courtesy Lights - Molded-In Cockpit Boarding Steps - Self-Bailing Fiberglass Cockpit w- Gas-Assisted Bilge Service - Hatch & Stainless Steel Bilge Ladder - Snap-In Carpet Liner - Transom Door Bridge (Plan A - Domestic Design) - 12V Receptacle - 316 Stainless Steel Bridge Safety Rails - Adjustable Captain's Chairs w- Armrests (2) - Aft Bench Seat - Aluminum-Framed Venturi Shield - Beverage Holders - Bridge Control Station w- Windscreen - Bridge Storage - Burl Instrument Panels - Cable Outlet - Courtesy Lights - Fiberglass Hardtop w- Full Enclosure, Electronics Box, Stainless Steel Grab Rails, Overhead Lighting with Electronic Dimmer with Red Night Lights - Forward Curved Bench Seating w- Storage & Table - Molded Bridge Access Steps w- Storage Compartment - Snap-In Carpet Liner - Wet Bar w- Sink & Trash Receptacle - Wood-Accent Steering Wheel - 24,000 BTU - 1.3-Tons Entertainment Center for Bridge - (120V - 60 Cycle) or (220V - 50 Cycle) - 12V Clarion AM-FM Digital Cassette Stereo w- 6-Disc CD Changer, Subwoofer, Amplifier, 6 Speakers & Cockpit Remote Control - Bridge IceMaker - Bridge Refrigerator Cabin - 120V Halogen Directional Lighting - 120V Indirect Lighting - 120V Lighting w- Dimmer Switch - 120V Outlets Throughout (GFI Protected) - 24V Halogen Lighting - Acrylic Handrails - Corian Countertops - Corian Finished Mirrors - Custom Curtains Throughout - Deep-Pile Stain-Resistant Floor Carpeting w- Padding - Fabric Day - Night Shades w- Drape Trim - Granite-Colored Countertops (Aurora or Sandstone) - Handcrafted Wood Trim - Interior Sunbrella Carpet Runners - Throw Pillows (10) - Vitricor Interior Wood Package (Cherry or Clear Maple) Galley - 120V Microwave - Convection Oven - Custom-Molded Countertop w- Corian Cutting Board & Sink with Single Lever Grohe Faucet - Flush-Mount Three-Burner Cooktop (240V Kenyon) - Galley Storage Drawers - Cutlery Inserts - Glass & Dish Storage - Lower Galley Storage w- Lazy Susan - Power Vent - Trash Chute w- Concealed Removable Trash Can - Under Counter 120V Freezer w- IceMaker - Under Counter 120V Refrigerator - Upper Galley Cabinet w- Storage - Wood Floor Salon - Granite Coffee - Sofa Table - Integral Air Conditioner Vent System - Wraparound Sofas w- Storage Below Entertainment Center for Salon - Antenna & TV Coax to Dockside - Bose Lifestyle 20 Stereo System with two Jewel Cube Speakers and LS Bass Module - CD & Tape Storage Cabinet - Color Television w- Surround Sound - Television Cord w- Inlet - VCR Forward Master Stateroom - Beveled Mirrored Rope Locker Bulkhead - Cedar-Lined Full-Length Hanging Lockers w- Lights & Mirrored Doors (2) - Floor Storage - Privacy Door - Queen-Size Bed w- Innerspring Mattress, Pillows (2), Sheets & Coordinated Spread w- Storage Below - Side Storage Shelves - Vanity Stool - Vanity w- Beveled Mirrors - Bose Acoustimass 3 Speaker System - Color TV - VCR - Radio Combo w- Antenna (120V - 60 Cycle) Master Head & Shower - Acrylic Accessories - Acrylic Handrails - Cultured Marble Floor - Grohe Designer Faucet - Holding Tank Level Indicator - Medicine Cabinet w- Mirror - Opening

Port Light - Power Vent - Privacy Door - Shower w- Seat, Adjustable Shower Wand & Acrylic Circular Door - Upper Storage Cabinet - VacuFlush Head - Vanity w-Corian Countertop, Corian Sink, Mirrors & Storage Below Starboard Guest Stateroom - Circular Skylight - Color TV - VCR - Radio Combo w- Antenna (120V - 60 Cycle) - Custom Mirror Treatment - Floor Storage Compartment - Full-Size Bed w- Pillows, Sheets & Coordinated Spread w- Drawers (2) & Storage Below - Hanging Locker w- Light & Door - Indirect Lights - Opening Port Light w- Curtain - Vanity Stool - Vanity w- Corian Countertop, Mirror, Stool & Drawers (5) Port Guest Stateroom - Circular Skylight - Floor Storage Compartment - Hanging Locker w- Light & Door - Opening Port Light w- Curtain - TV - VCR - Radio Combo - Upper & Lower Bunks - Upper Storage Cabinet - Washer - Dryer w- Drawer Storage Below Guest Head & Shower - Acrylic Accessories - Acrylic Handrails - Cultured Marble Floor - Grohe Designer Faucet - Hallway Entrance Door to Head - Holding Tank Level Indicator - Medicine Cabinet w- Mirror - Opening Port Light - Power Vent - Privacy Door w- Full-Length Mirror to Guest Stateroom - Shower w- Seat, Adjustable Shower Wand & Acrylic Circular Door - VacuFlush Head - Vanity w-Corian Countertop, Corian Sink, Mirrors & Storage Below Windshield and Canvas - Aft Curtain - Console Cover - Seat Covers - Stainless Steel Sliding Salon Door w- Screen - Tempered Glass Windshield - Tinted - Tilt-Out Deck Windows - Windshield Shades Technical - 12 - 24V DC Distribution Panel - 12V Receptacle - 120V - 10 Amp - 12V Converter - 120V - 40 Amp - 24V Converter - 120V - 240V Transient Voltage Surge Protection - 24V Air Horn w- Accumulator Tank - 24V Automatic Bilge Pumps (2 - Bilge, 1 - Forward Cabin) - 24V High Water Bilge Alarms with two Back-Up Bilge Pumps (1 - Forward Bilge & 1 - Aft Bilge) - 50 Amp - 12V Electronics Circuit w- Large Ground Plate - 50 Amp Battery Equalizer (2) - 68 Gallon Head System w- Holding Tank, Dockside Pump-Out & Level Indicator - 8-D Batteries w- Boxes (4) & Group 27 for Genset (1) - Aluminum Fuel Tanks (2) w- Electric Sending Units - Backlit Lexan Switch Panel w- Weatherproof Rocker Switches & Electronic Dimmer Control - Bilge Freshwater Hose & Spigot - Bilge Lights (24V) - Bilge Temperature Alarms to Systems Monitor - Bilge Ventilation System (Delta "T") - Color-Coded & Marked Wiring w- Chafe Protection - Compass - Crossover Fuel System - Digital LCD Systems Monitor for Engine Diagnostics & Pump Monitoring - Dual 24V Pressure Water System w- 240V 18 Gallon Water Heater - Dual Halon System w- Diesel Shutdown, Override & Manual Pull - Dual Hydraulic Gear Shift & Throttle Engine Controls - Emergency Engine Stop - Emergency Start System - Engines - Engine Drip Sumps - Engine Synchronizer - Freshwater Washdown w- Cockpit Shower & Dockside Water Inlet (Hot & Cold) - Fuel Gauge (2) - Galvanic Isolators (2) - Glendinning Cablemasters w- 50 Amp - 240V - 60 Cycle & 50 Amp - 120V - 60 Cycle Dockside Power, 75 ft. Cords w- Remotes - Ground Fault-Protected Outlets - Hydraulic Power Steering w- Tilt Wheel - Macerator w- Seacock Interlock System - Main DC Breaker Panel - Power Pac Exhaust w- Lift Mufflers & Sound Insulation - Power Vents (3) Heads & Galley (24V) - Racor Fuel Filters (3) - Remote Circuit Breaker Panel - Ship's Bell - USCG Type A-1 Fuel Lines - Voltmeters (2) Generator - Remote Start with Muffler, Freshwater Cooling, Fuel Filter, Seacock & Seawater Strainer w- Battery - 240V - 60 Cycle - 20.0 kW Westerbeke Diesel w- Sound Box Air Conditioning & Heating - 240V Reverse Cycle Split System (49,000 BTU - 4.08-Tons) Raytheon Electronics Package - GPS - Loran NAV398 with 112 GPS Sensor - Raydata Multifunction Instrument including Depth Finder, Speed - Sumlog, Water Temperature - VHF Radio - 220 with Remote Speaker & 8 ft. Shakespeare Galaxy Antenna Caterpillar EMS Instrumentation - All Engine Diagnostics - Gear Pressure Gauge (2) - Gear Temperature Gauge (2) - Oil Pressure

Gauge (2) - Tachometers (2) - Water Temperature Gauge (2) Accessory Package - ACR Remote-Controlled Spotlight - C-Phone w- Cell Phone Interface - Antenna - Cable Television Inlet - Oil Changer System (Engine & Transmission) - Vacuum-Beam Dual Inlet Bilge - Cord Reel Light - Fan - Fire Extinguishers - Fresh Water Spigot - Storage Rack Underwater Gear - 2 1-2" Stainless Steel Prop Shafts - 24V Hydraulic Trim Tabs - Transom-Mounted - Heavy-Duty Dual Rams w- Pump - Bonding System w- Large Zinc Hull Plate - Dripless Shaft Logs w- Extra Seal Carrier Kit - Manganese-Bronze Rudders & Struts - Nibral Propellers (4-Blade) - Propeller Modules - Seacocks On All Underwater Fittings - Seawater Strainers Engine - T-CAT3406E Caterpillar Diesel Inboards (T-776 hp - 579 kW) Sea Ray 560 Sedan Bridge Optional Equipment Engines (Twin Diesel Inboards) - T-Detroit Diesel 8V-2000 (T-873 hp - 651 kW) Bridge (Plan B - International Design) - 12V Receptacle - 316 Stainless Steel Bridge Safety Rails - Aft-Facing Aluminum Framed Venturi Shield - Beverage Holders - Bridge IceMaker (120V - 60 Cycle) or (220V - 50 Cycle) - Bridge Refrigerator (120V - 60 Cycle) or (220V - 50 Cycle) - Burl Instrument Panels - Courtesy Lighting - Curved Dinette Seating & Table w- Storage Below - Fiberglass Sport Spoiler - Molded Bridge Access Steps w- Storage Compartment - Portside Dual Companion Seat w- Storage Below - Raised Aft Sun Pad - Snap-In Carpet Liner - Starboard Side Helm Station w- Dual Companion Seat - Starboard Side Wet Bar w- Covered Sink, Cooler & Trash Receptacle - Wood-Accent Steering Wheel Crew Quarters Package - 12V Clarion AM-FM-CD Player with two Speakers - 120V Outlets - 24V Lighting - 240V Air Conditioning & Heating (7,000 BTU) - Color TV - VCR Combo - Gas-Assisted Entrance Hatch - Head Area w- Vanity, Sink, Shower & VacuFlush Head System - Single Berth Lower Control Station - Compass - Dual Companion Seat - Dual Station Spotlight Switch - Dual Station Trim Tab Switches - Twin Disc Electronic Control - Windshield Washer - Windshield Wipers (3) Generators - 220V-50 Cycle 12.0 kW Westerbeke Diesel w- Sound Box - 220V-50 Cycle 16.0 kW Westerbeke Diesel w- Sound Box Options with Raytheon Electronics Package - Autopilot is Raypilot 650 - Radar is R41XX w- 620XX Chart Plotter Galley Convenience Package - (120V-60 Cycle) or (220V-50 Cycle) - Glass Decanter Set - Spacemaker Coffeemaker - Trash Compactor - Dinette Drawers & Storage Below - Opposed Dinette with Table & Seating for Four - Phone Jack Individual Options - Aft Cockpit Full Bench Seat w- Storage Below & Canvas Cover - Clear Carpet Runners - Custom Sculptured Salon Carpet Inlay w- Clear Vinyl Runners - Custom Fabric Upgrades - Colored Sunbrella in lieu of Linen Tweed - Conventional Dinette Leather Upgrade - Desalinator (400 GPD) - DSS Satellite TV System - Electric Bow Thruster - Fiberglass Cockpit Table - Flybridge Aft Bench Seat Canvas Cover - Hydraulic Marine Lift Swim Platform with Concealed Stainless Steel Ladder with Remote & Manual Pump - Live Baitwell System - Manual Bilge Pump - Salon Sofa Leather Upgrade - Spare Propellers w- Holders (pair) - Spare Shaft Installed - Tile Head Floors - Twin Disc Electronic Shift & Throttle Controls - Twin Disc Electronic Shift & Throttle Controls w- Trolling Valves - U-Line IceMaker in Salon (120V - 60 Cycle) - Veneer Wood Package (Cherry or Clear Maple) - Water Filtration System for Galley Safety Package - 5-8" x 40' Dock Lines (6) - Boat Hook - Chart Holder - Fenders (4) - Fire Extinguishers (4) - First Aid Kit - Flag Pole w- Flag - Flare Kit w- Flush Holder - Life Jackets (8) - Ring Buoy (19") - CE Option

## Exclusions




Owner's personal belongings.

## **Disclaimer**

---

The Company offers the details of this vessel or yacht in good faith but cannot guarantee or warrant the accuracy of this information nor warrant the condition of the vessel. A buyer should instruct his representatives, agents, or his surveyors, to investigate such details as the buyer desires validated. This vessel or yacht is offered subject to prior sale, price change, or withdrawal without notice.

# PHOTOS

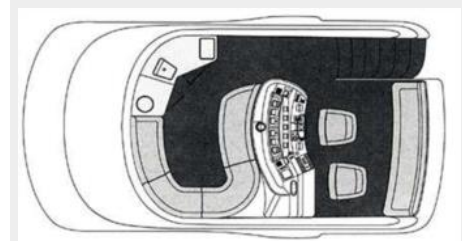




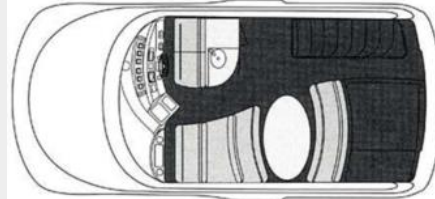




### Manufacturer Provided Image

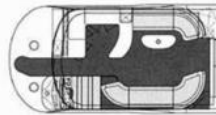


Bridge Plan A: Domestic Design

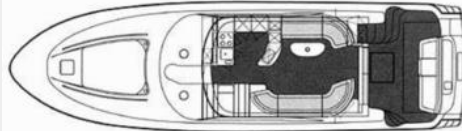


Bridge Plan B: International Design

### Manufacturer Provided Image



Floor Plan: Optional Lower Control Station



Floor Plan: Salon/Deck



Floor Plan: Crew Quarters

# CONTACTS

---

Andrey Shestakov, leading yacht broker of the sales department of Shestakov Yacht Sales Inc. Shestakov Yacht Sales Inc., the official representative of the Miami/Fort Lauderdale FL headquarters.

## Contact details

---

Email: [andrey@shestakovyachtsales.com](mailto:andrey@shestakovyachtsales.com)

Web: [shestakovyachtsales.com/en/](http://shestakovyachtsales.com/en/)

## Telephones

---

USA: +1(954)274-4435

## Office hours

---

Monday – Saturday: **9:00 - 21:00** EDT

Sunday: **closed**

## Address

---



Harbour Towne Marina, 850 NE 3rd St,  
STE 213, Dania, FL 33004