

PEPPER XIII — WESTPORT



Builder: WESTPORT

Year Built: 2015

Model: Motor Yacht

Price: PRICE ON APPLICATION

Location: United States

LOA: 112' 0" (34.14m)

Beam: 23' 6" (7.16m)

Max Draft: 5' 6" (1.68m)

Cruise Speed: 22 Kts. (25 MPH)

Max Speed: 26 Kts. (30 MPH)

Our experienced yacht broker, Andrey Shestakov, will help you choose and buy a yacht that best suits your needs **PEPPER XIII — WESTPORT** from **our catalogue**. Presently, at **Shestakov Yacht Sales Inc.**, we have a wide variety of yachts available on **our sale's list**. We also work in close contact with all the big **yacht manufacturers** from all over the world.

If you would like to buy a yacht **PEPPER XIII — WESTPORT** or would like help answering any questions concerning purchasing, selling or chartering a yacht, please call **+1(954)274-4435**

TABLE OF CONTENTS

TABLE OF CONTENTS	2
SPECIFICATIONS	6
Overview	6
Basic Information	6
Dimensions	6
Speed, Capacities and Weight	6
Accommodations	7
Hull and Deck Information	7
Engine Information	7
DETAILED INFORMATION	8
Overview / Accommodations	8
Aft Deck	8
Salon	8
Dining	9
Galley	9
Main Deck Foyer / Day Head	10
Pilothouse	10
Master Stateroom	11
Master Head	11
Mid-Guest Foyer	12
Guest Stateroom / Port	12
Guest Head / Port	13
Guest Stateroom / Starboard	13
Guest Head / Starboard	13
VIP Stateroom	14
VIP Head	14
Captain / Crew Quarters	15
Captain/Crew Heads	15

Flybridge	15
Boat Deck	16
Fore Deck	16
Swim Platform	16
Safety Equipment	17
Engine Room	17
General Construction	17
Systems	18
Mooring and Anchoring	20
Main Engines / Drive Line	21
Vessel Alarms and Monitoring	21
Electrical	22
Navigation Electronics	23
Communications	23
Tender	24
Exclusions	25
Exclusions	25
Disclaimer	25
PHOTOS	26
Aft Deck	26
Aft Deck	26
Salon	26
Salon	26
Salon	26
Salon	26
Dining	26
Dining	26
Day Head	27
Foyer	27

Galley	27
Galley	27
Pilothouse	27
Pilothouse	27
Companionway	27
Master Stateroom	27
Master Stateroom	28
Master Stateroom	28
Master Head	28
Master Head	28
Guest Stateroom	28
Guest Head	28
Guest Statereoom	28
Guest Head	28
Guest Stateroom	29
Guest Head	29
Utility Room	29
Crew Quarters	29
Bow	29
Sun Deck	29
Flybridge / Head	29
Flybridge	29
Flybridge	30
Flybridge	30
Flybridge	30
Flybridge / Helm	30
Engine Room	30
Engine Room	30
Engine Room	30

Engine Room	30
Other Profile	31
Running Shot	31
Swim Platform	31
Tender	31
General Arrangement	31
CONTACTS	32
Contact details	32
Telephones	32
Office hours	32
Address	32

SPECIFICATIONS

Overview

"Pepper XIII" is the newest 112 Westport on the market. Her design enhancements and multiple upgrades throughout ensure that there is not a nicer example of a 112 available. She has been privately used by great crew, she shows as clean as when she was launched. Built for a seasoned Westport Owner. **"Pepper XIII"** offers the standard layout with full-beam master stateroom and 2 guest with en-suite heads on the lower deck, plus an additional VIP Stateroom forward and down a few steps. Some of her features include, custom aft deck arrangement, VIP Stateroom layout, Galley island and seating configuration, outdoor Day Head located on Boat Deck. New design wide transom, air conditioned engine room, ASEA Shore Power Converters, Hydraulic Electric Passerelle, Headhunter MSD Waste Treatment System and Kaleidescape Music/Movie server and player. A stunning yacht with many custom features!!

Basic Information

Category: Motor Yacht

Sub Category: Raised Pilothouse

Model Year: 2015

Year Built: 2015

Country: United States

Fly Bridge: Yes

Dimensions

LOA: 112' 0" (34.14m)

Beam: 23' 6" (7.16m)

Max Draft: 5' 6" (1.68m)

Speed, Capacities and Weight

Cruise Speed: 22 Kts. (25 MPH)

Max Speed: 26 Kts. (30 MPH)

Water Capacity: 1000 Gallons

Holding Tank: 600 Gallons

Fuel Capacity: 5480 Gallons

Accommodations

Total Cabins: 4

Sleeps: 8

Total Heads: 8

Captain Cabin: True

Crew Berths: 5

Hull and Deck Information

Hull Material: Fiberglass

Deck Material: Teak

Hull Configuration: Semi-Displacement **Hull Designer:** Jack Sarin

Exterior Designer: Westport/Taylor
Olson

Interior Designer: Westport

Engine Information

Engines: 2

Manufacturer: MTU

Model: 16V2000

Engine Type: Inboard

Fuel Type: Diesel

DETAILED INFORMATION

Overview / Accommodations

"Pepper XIII" is the newest 112 Westport on the market. Her design enhancements and multiple upgrades throughout ensure that there is not a nicer example of a 112 available. She has been privately used by great crew, she shows as clean as when she was launched. Built for a seasoned Westport Owner. **"Pepper XIII"** offers the standard layout with full-beam master stateroom and 2 guest with en-suite heads on the lower deck, plus an additional VIP Stateroom forward and down a few steps. Some of her features include, custom aft deck arrangement, VIP Stateroom layout, Galley island and seating configuration, outdoor Day Head located on Boat Deck. New design wide transom, air conditioned engine room, ASEA Shore Power Converters, Hydraulic Electric Passerelle, Headhunter MSD Waste Treatment System and Kaleidescape Music/Movie server and player. A stunning yacht with many custom features!!

Aft Deck

- Boarding Gates: Boarding gates, port and starboard
- Bar: Includes refrigerator, stone top, sink/ice bin with hot and cold water, storage, and a barware cabinet in portside bulwark We do not have the standard aft deck setup. Our bar is along the aft section of the deck. It's primarily a service bar
- Refrigerator: Isotherm
- Furniture: The settee has been replaced with the service bar with 70" round table in the center of the aft deck Includes molded-in settee with cushions, (1) high-gloss Teak dining/cocktail table on stainless pedestals with electric high/low features, (6) Teak dining chairs, and (3) Teak bar stools
- Storage Lockers: Located in bulwarks
- Spiral staircases: (1) Down to Crew Quarters with a weather tight door and one up to Boat Deck

Salon

- Cabinetry: Raised buffets port and starboard, lower side buffets: Stone with crescent edge
- Outboard cabinets have Crotch Mahogany veneer and Sapele with high-gloss finish tops
- Furniture: Sofa and love seat placed in "L" configuration
- Bar: NO BAR in the main salon, liquor storage only (on port side) Includes a walk-up bar with combo refrigerator/ice maker, and storage. Bar top has marble top with high gloss Sapele edge, and inlaid stone behind doors

- Overhead Detail: Perimeter soffit with crown molding and rope light. Domed overhead ceiling feature (oval) is over the dining area, with dining pendant and overhead ceiling feature in the Salon
- Refrigerator/Icemaker: U-Line
- 65" LG Curved LCD/LED TV
- Blu-Ray DVD/CD
- iPod Touch panel
- Speakers
- Sub-Woofer
- Kaleidescape

Dining

- Table: Solid mahogany with live edge and 8 chairs
- Formal Dining Service Storage: (2) Mirrored Lucite storage cases. One case holds provided formal china (12 five-piece place settings), and one holds provided formal crystal which includes 12 each of the following: wine, water, and champagne glasses. Formal five-piece flatware is stored above cases.
- Media Storage: Storage for CD's and DVD's
- Headliner: Majilite vinyl headliner
- Window Treatments: Fashion Tech blinds and shades use Somfy motors with RTS control
- Aft Door: Large 4-panel polished stainless steel sliding door, weather tight, and direct bonded glass

Galley

- Galley Flooring: Amtico commercial vinyl flooring with stainless steel border
- Overhead Detail: Perimeter soffit with crown molding and rope light
- Cabinets: Sapele Hardwood and Tiama cabinetry. Included are the cabinets along starboard wall under windows
- Galley Countertops: Stone with crescent edge
- Dinette Counters: Stone with crescent edge
- Window Treatments: Fashion Tech blinds and shades use Somfy motors with RTS control
- Sink
- 46" LCD/LED TV
- iPad Touch panel
- Refrigerator: Sub-Zero 48"
- Cook top: Touch Top Miele
- Oven: Wolf Vent Hood, Miele oven with a Miele steam oven above
- Hot Water Disp.: Insinkerator

- Dishwasher: ASKO
- Faucet
- Stove Fiddles: Cooktop pan holders

PANTRY/DOGHOUSE:

- Walk-in pantry located off of Port Companionway
- Storage
- Miele Novotronic stackable washer and dryer

Main Deck Foyer / Day Head

- Flooring: Marble tile in port and starboard companionways and aft Salon entry
- Niche: Sapele console cabinet with stone top as per interior design, recessed mirror with Sapele frame
- Lighting: Overhead recessed lights
- Day Head: Headhunter Royal Flush Hydro Vac, Majilite (or equal) vinyl headliner, vanity light, marble vanity top with black Kohler Caxton under-mount sink, Altman's faucet & accessories. Accessories include towel ring, soap dish, and covered toilet tissue holder; ceiling light fixture; marble tile flooring and marble wainscoting

Pilothouse

- Helm Station Wheel: Wooden 24" Destroyer type
- Engine Controls: MTU Integrated Control Head
- Engine Instrumentation: DDC/MTU
- Flooring: Stain resistant carpeting
- Bulkheads: Majilite
- Headliner: Majilite
- Control Console: Black Spinneybeck leather with leather dash hoods
- Settee: Leather
- Settee Table: Crotch Mahogany top and Sapele edge with high-gloss finish and stainless steel grab rail
- Defrosters: (3) Heater/defrosters on Pilothouse console
- Windshield Wipers/Washers: Exalto windshield wipers with electronic control panel with synchronization and washers for three wipers
- Helm Chair: Crown Mariner helm chair
- Counter: Leather
- Bronze Mirror: Aft bulkhead
- Bookcase: Built-in
- Fax Cabinet
- Desk: Crotch Mahogany top and Sapele edge with high-gloss finish and stool

- Chart drawers adjacent to console
- Helm Console
- HVAC: With linear slot diffusers in soffit and overhead
- Windshield: Mesh sun screen cover
- Clock/Barometer – Weems & Plath, 6" Quartz clock dial, 6" Barometer dial
- Computer: Computer with wall mounted monitor located at Navigation station (desk) in Pilothouse
- IPod
- FM Radio
- XM Radio
- Speakers

Master Stateroom

- Berth: California King (72" x 84") berth, upholstered headboard, and the bunk rail lifts up on gas springs to storage below. The pedestal has two raised panel drawers built in. Berth flat extends from the pedestal to create a recess for under mount rope lighting
- Lighting: Recessed LED room lights, (2) reading lights, (2) table lamps for end tables, Indirect rope accent lighting under berth and above soffits; Special lighting outboard at hull side behind Roman blinds, Overhead lights (rope lights) above berth
- Mirrors: Bronze mirrors on bulkhead above headboard; Clear mirror on inside wardrobe door
- Wardrobe: Walk-in wardrobe with automatic light, closet rod and shelf with keeper
- Counters: Crotch Mahogany top and Sapele edge with high-gloss finish
- Blinds: Roman shade and blind
- Portlights: With fixed glass and privacy cover
- Trim: Sapele
- Soffit with Sapele trim for lighting
- (2) Nightstands with drawer
- (1) 15-Drawer dresser
- (2) End table cabinets
- Furniture: Sofa
- Safe: Digital safe in walk-in closet
- 46" LCD/LED TV, Blu-Ray DVD & CD
- Kaleidescape (not dedicated in master)
- IPad Touch panel
- Speakers
- Sub-Woofer

Master Head

- Shower: Marble
- Counters: Marble with crescent edge. A narrow extension of vanity counter continues onto forward
- bulkhead
- Sinks: (2) Kohler Vintage sinks
- Mirrors: (2) Mirrored medicine cabinets. Lighted make-up mirrors above each vanity, also includes two free-standing vanity stools. Fixed mirrors on forward bulkhead
- Headliner: Majilite lights and vanity lights
- Flooring: Marble tile
- Full-width vanities, port and starboard
- Linen lockers port and starboard
- Clothes hamper port and starboard
- Toilets: (2) Headhunter Royal Flush Hydro Vac

Mid-Guest Foyer

- Overhead Mirror: Bronze with Sapele trim
- Console: Sapele cabinet with stone top. Artwork or framed mirror above cabinet
- Flooring: Marble tile
- Lighting: Overhead lighting
- Luggage Storage: Guest stairs have lift-up section to allow for storage

Guest Stateroom / Port

- Berth: Queen Berth, upholstered headboard, and the bunk rail lifts up on gas springs to storage below. The pedestal has two raised panel drawers built in. Berth flat extends from the pedestal to create a recess for under mount rope lighting
- Lighting: Recessed LED room lights, (2) reading lights; Indirect rope accent lighting under berth and above soffits
- Mirrors: Bronze mirrors on aft bulkhead above headboard; clear full-length mirror on outside wardrobe door
- Wardrobe: with automatic light, closet rod, and shelf with keeper
- Counters: Crotch Mahogany top and Sapele edge with high-gloss finish
- Blinds: Roman shade and blind
- Portlights: With fixed glass and privacy cover
- Trim: Sapele
- Soffit with Sapele trim for lighting
- (2) 3-Drawer night stands, (1) 5-Drawer dresser
- Entertainment center with doors and 5-drawer dresser below
- 26" LCD/LED TV
- Blu-Ray DVD/CD

- IPod
- Satellite TV
- FM / XM Radio
- IPad Touch panel
- Speakers

Guest Head / Port

- Shower: The shower is molded fiberglass, includes a sealed light
- Toilet: Headhunter Royal Flush Hydro Vac
- Sink: Kohler Vintage
- Mirror: Wall mirror above vanity
- Lighting: Recessed LED room lights, vanity lighting
- Flooring: Stone tile
- Counters: Stone with crescent edge
- Vanity & Medicine cabinet

Guest Stateroom / Starboard

- Berths: Queen berth and upholstered headboard
- Lighting: Recessed LED room lights, (2) reading lights, Indirect rope accent lighting under berth and above soffits
- Mirrors: Bronze mirrors on aft bulkhead above headboard. Clear full-length mirror on outside wardrobe door
- Wardrobe: with automatic light, closet rod and shelf with keeper
- Counters: Crotch Mahogany top and Sapele edge with high-gloss finish
- Blinds: Roman shade and blind
- Portlights: with fixed glass and privacy cover
- Trim: Sapele
- Soffit with Sapele trim for lighting
- (1) 3-Drawer movable nightstand
- 26" LCD/LED TV
- Blu-Ray DVD/CD
- IPod
- Satellite TV
- FM / XM Radio
- IPad Touch panel
- Speakers

Guest Head / Starboard

- Shower: The shower is molded fiberglass, the shower includes a sealed light
- Sink: Kohler
- Mirror: Wall mirror above vanity
- Lighting: Recessed LED room lights, Vanity lighting
- Flooring: Stone tile
- Counters: Marble with crescent edge
- Vanity & Medicine cabinet
- Toilet: Headhunter Royal Flush Hydro Vac

VIP Stateroom

- Berth: Twin berths with upholstered headboards, and Berth flat extends from the pedestal to create a recess for under-mount rope lighting
- Lighting: Recessed LED room and reading lights. Indirect rope accent lighting is under the berth and above soffit
- Mirrors: Bronze mirrors on forward bulkhead above headboard. Clear full-length mirror on wardrobe door
- Wardrobe: Walk-in wardrobe with automatic light, closet rod, and shelf with keeper
- Counters: Crotch Mahogany top and Sapele edge with high-gloss finish
- Hatch: Over berth, 24" round hatch
- Trim: Sapele
- (2) Built-in bookcases at headboard
- Vanity/desk
- Entertainment center
- Cabinet in stairwell locker
- Dresser & upper cabinets with doors
- 26" LCD/LED TV
- Blu-Ray DVD/CD
- iPod Touch panel

VIP Head

- Shower: Custom molded fiberglass and sealed shower light
- Toilet: Headhunter Royal Flush Hydro Vac
- Counters: Stone with crescent edge
- Sink: Kohler
- Mirror: Above vanity
- Lighting: Recessed LED room lights and vanity lighting.
- Flooring: Stone

Captain / Crew Quarters

- Berths: Captain is full-size and crew is three twin berths with innerspring pillow top mattress and storage below
- Lighting: 110V AC recessed room lights and 24V DC reading lights
- Mirrors: Clear full-length mirror on the inside of the wardrobe doors
- Wardrobe: with automatic light, double doors, closet rod, and shelf with keeper. There is a safe in the Captain's berth
- Counters: Solid surface with crescent edge
- Blinds: Duettes
- Trim: Maple
- Captain's nightstands
- Captain's desk with solid surface top, includes stool
- Captain's drawer under berth
- Captain's dresser
- Captain's upper cabinet above berth
- Crew drawers under berth
- Crew Lounge entertainment center
- Crew Lounge/Galley upper and lower cabinets
- Crew Lounge upholstered settee
- Crew Lounge solid surface table top
- Appliances: Built-in Perlick refrigerator, GE microwave, 1 freezer located in the aft crew mess. Miele washer and dryer
- Captain's Quarters: 32" LCD/LED TV, Blu-Ray DVD/CD, iPod dock, iPad Mini, Satellite TV, FM/XM Radio, & Speakers
- Crew Lounge: 22" LCD LED TV, Blu-Ray DVD/CD, iPod dock (shared), iPad Mini, Satellite TV, FM/XM Radio & Speakers

Captain/Crew Heads

- Shower: Custom-molded fiberglass and sealed shower light
- Mirror: Mirror on medicine cabinet
- Lighting: Low-voltage recessed room lights and vanity lighting.
- Flooring: Amtico commercial vinyl flooring in a hardwood pattern including vinyl base molding
- Counters: Solid surface with crescent edge
- Sink: Kohler
- Vanity & medicine cabinet

Flybridge

- Flybridge Helm: Steering controls on centered console

- Wing Stations: Flip-up steering units on port and starboard of Flybridge Console
- Wet Bar: Upper bar top is high-gloss Teak and the lower bar surface is stone with stainless steel sink/ice bin. BBQ area has stone top. Perlick refrigerator near RDS BBQ, grill w/hood and cover, and four fixed bar stools
- Helm Wheel: (1) 24" stainless steel, Destroyer type
- Helm Chairs: (1) Crown Mariner with footrest
- Hard Top: Composite construction covering Flybridge Deck has 24V overhead deck lighting
- Tables: (1) Fixed Hi-Lo Sliding oval high-gloss Teak table
- Settee: Molded settee with cushions and hinged seating for storage below
- Mast: Welded aluminum and composite with electronics, anchor light
- Air horn: Kahlenberg T2-figure 372, with ½" air strainer
- Venturi: Custom ¼" Per-spec in stainless frame

Boat Deck

- Davit: Hydraulic powered Nautical Structures; crane features 359 degrees of rotation, wireless proportional control, and a 2,500 lb. load capacity
- Chocks: Removable, for tender
- Rails: Stainless rails with mid rail around boat deck all the rails are removable
- Hot Tub: Molded-in spa with sun pad top and storage below
- Sun Lounge: With cushions and covers
- Flagstaff: Stern flagstaff with 5' x 8' U.S. flag
- Gypsea awnings
- Enclosed head

Fore Deck

- Bow Sun Lounge: With vinyl cushions and cover and storage below
- Keyhole Seat: Molded settee with cushion and cover
- Boson's Locker: 110V outlet inside with lights and storage
- Kaleidescape (audio only)
- Satellite TV (audio only)
- FM/XM Radio
- Crestron water-proof remote
- Speakers

Swim Platform

- Teak Decking: teak over composite deck
- Hose Bibs: For wash-downs

- Pop-up Cleats: (2) at the guard (P&S)
- Hatch: Gasoline fueling station
- Sockets: For swim ladder
- Swim Ladder: Folding handle, stainless
- Steps to Aft Deck: Located port and starboard with Teak covered steps and stainless handrails
- Capstans (2): Maxwell 3500# 24V DC
- Mooring Bits (2): (1) port, (1) starboard
- Access Door to Utility Room: Pacific Coast Marine watertight door
- Hand Rails: 1 ½" polished stainless
- Staple Rails: 2" polished stainless, removable
- Underwater Lights: (4) Across the stern

Safety Equipment

- Life Raft: (2) 8-man Zodiac life rafts
- Life Preservers:
- Ring Buoys: (2) 24" diameter ring buoys secured on exterior of vessel
- Bell: Perko 179 (or equal) ship's bell per Coast Guard regulations, stored in Doghouse
- GPIRB: Northern Airborne Technology NA-S1520

Engine Room

- Paint: Bright white
- Cabinets: (1) Storage cabinet on aft port bulkhead above workbench
- Engine Room Floor: Removable plywood floorboards with black tile vinyl floor covering
- Work Bench: Stainless steel work bench with 4" vise
- Door: Pacific Coast Marine watertight door
- Fire Suppression: Engine Room has a FM200 fire suppression system with manual/automatic controls; also, additional fire suppression is located on the electrical distribution panel. The system is tested and issued a certification of inspection by an authorized inspector

General Construction

SOUND ATTENUATION

Westport Shipyard has developed a 'whole sound reduction' plan that incorporates installation details and insulation schedules that significantly reduce noise & vibrations

throughout the vessel.

Engine Room: The sound package consists of barriers and absorptive insulation (material – Soundown). In addition, equipment, piping and wiring is solidly mounted to isolate and prevent vibrations that transmit noise

Watertight Door: Noise attenuating/watertight door: Pacific Coast Marine

Isolation Mounts: Various, per equipment manufacturer specifications

Accommodation Sound Dampening: Noise transmission between spaces in the accommodation areas is achieved using sound 'tight' construction. This system utilizes acoustic fill (Whisper Walls 3M Thinsulate) in double wall bulkheads, and isolation mounting (material – Sylomer) of equipment and piping that may transmit vibration

Systems

DIESEL FUEL SYSTEM

- Approximately 5,582 gallons (US) of diesel in one tank separated into three compartments with a transfer system including a pump, meter and distribution manifold. All diesel consumers draw from the center compartment (Day Tank). During normal operations fuel is transferred to the day tank via the transfer pump. Fueling process is via either of two deck fill locations amidships, port or starboard side. Tank is vented to atmosphere on both sides of the vessel. Tank level monitoring is via electronic sensor and display with high/low level alarms. Tank is all aluminum, welded construction with internal baffles and three divided areas
- Pumps: Fuel transfer pump will have a flow meter and timer
- Fuel Filters: One dual Sea Pro 8 with isolation valve for each main and one Dual Racor 75/500 for each generator
- Fuel Gauges: Sight tubes located in Engine Room and monitoring
- Fuel Tank: ¼" 5086 alloy aluminum separated tank with dual fills and standard vents, monitoring, and sight tube level indicators. Approximate capacity: 5500 gallons

GASOLINE FUEL SYSTEM

- The gasoline system consists of a tank, an air diaphragm pump, and hose with nozzle to transfer the gas. The hose, nozzle and pump, along with the tank fill are located under the hatch centered on the Swim Step deck
- Tank: Aluminum, 100 gallon Pump: Air diaphragm

LUBE OIL SYSTEM

- The vessels main engines and generators can be serviced utilizing and onboard

lube oil change system. New/used oil tanks are fitted in the under sole on centerline in Crew Mess. The new oil tank can be filled directly into tank, stbd. side. The quick connect hose and portable pump are used to transfer lube oil to/from locations

- Tanks: Located under sole in Crew Mess area. Lube Oil
- New: Aluminum, 50 gallon. Lube Oil
- Used: Aluminum, 50 gallon
- Pump: Portable and stowed below the starboard generator
- Fittings: Stainless quick connectors

HVAC SYSTEMS-AIR CONDITIONING

- The interior of the vessel is kept at a constant temperature through the use of a seawater cooled treated water HVAC system. The capacity is 24 tons and is distributed throughout the vessel via individual room air handlers of various sizes and BTU ratings. There is one (HVAC) Keypad for the two air handlers in the Master Stateroom, one for the two air handlers in the Galley, and two for the four air handlers that serve the Salon; all other air handlers are each controlled by a separate Keypad.
- HVAC: All interior areas air conditioned by at least one HVAC unit. All air handlers, except mechanical spaces, have electric heat for autonomous heating independent of the chilled water loop
- Ventilation: (8) Exhaust fans, two in the master head and one in the other heads.
- Technicold HVAC System: 4 x 6 ton compressor chiller rack with independent seawater intake
- Chillers: 230V-1PH-60Hz, 24 ton
- Air Handlers: 230V-1PH-60Hz, various BTU as required by volume being treated, utilizing variable speed hi static blowers
- Make Up Air: For cycling air through the vessel interior

BILGE SYSTEM

- System consists of five remote-mounted bilge float switches and alarms on all float switches
- Bilge Pumps: Fixed bilge pump system includes two electric 230V AC pumps with 1 ½" PVC lines to each major compartment with check valves, strainers, and priming system

FRESHWATER SYSTEM

- The system is comprised of multiple divided and baffled fresh water tanks, two AC supply pumps, suction supply, service and distribution manifolds, two reverse osmosis watermakers, and associated valves, filters, expansion tanks, regulators and gauges. Freshwater wash downs with quick connects are located on all decks

- Pumps: (2) 220V AC pumps and one 24V DC back-up pressure pump with tank
- Water Tanks: Are stainless steel with an approximate tank capacity of 1,000 gallons. Monitoring system and sight tube level indicators
- Watermaker: (2) Sea Recovery SRC AWC 1400-2 (2,800 gallons per day total)
- Water Filters: (5) Micron sediment filters with UV sterilization light
- Water Heaters: (2) Dual element, fast recovery; (1) 80 gallon and (1) 38 gallon
- Dometic Spot Zero SZ2000 spot free water system

WASTE WATER SYSTEM

- Black and Gray water is routed to an FRP Tank. A certified Marine Sanitation Device (MSD) is installed for treatment of all wastewater Tank level monitoring is via electronic sensor and display with level alarms and all tanks are vented at the boot stripe. Discharge is via MSD or direct overboard via diaphragm pump. Also, a dockside connection is located just aft of the starboard fuel fill
- Pumps: High capacity solids handling AC diaphragm type
- MSD: Headhunter MSD treatment with PLC touch screen and Auto-Chlor treats black and gray water
- Holding Tank: Tank is composite with an inspection hatch. Tank is electronically monitored and has an approximate capacity of 600 gallons. Headhunter MSD treatment with PLC touch screen, and Auto-Chlor treats black and grey water
- Gray Water Sumps: (2) Approx. 15 gallon gray water boxes fitted with screens; also, supply and discharge lines for all showers. Forward & aft sump tank will have sump pumps and 24V DC backup pumps

COMPRESSED AIR SYSTEM

- The vessel has a compressed air system for powering the ship's whistle, gasoline dispensing pump, and machinery spaces for air powered tools
- Compressor: SpeedAire 3 hp with 20 gallon tank Air Hose: 18' self-coiling with quick-disconnect

Mooring and Anchoring

General:

- Hawse Eyes: (6) stainless hawse eyes forward, two stainless steel hawse eyes at swim grid, plus two additional cleats at stern for shore boat tie-off
- Bow: Dual Poole style 300 lb. polished stainless steel anchors with polished stainless steel anchor plates
- (1) 250', one 350' x 5/8" chain for two anchors, 5/8" chain rollers, stoppers, and devil's claws
- (2) VWC 4500# Maxwell, hydraulic winches with band brakes
- Anchor chain wash-down system

- Stern: (2) Maxwell 3500# 24V DC capstans

Main Engines / Drive Line

- Main Engines: (2) MTU/DDC 16V2000 engines, rated at 2000 hp, 4-station MDEC controls, integrated station selection and shifter control, MDEC synchronizer and underwater exhaust (Port: 1000 hours; Starboard: 1000 hours)
- Generators: (2) 65kW 1800 rpm Northern Lights with compound mounts, sound shields, InSep (internal water/exhaust separation/mufflers). Water temperature, oil pressure and hour meters are installed on main distribution panel in Crew Quarters. Both generators have remote start/stop in Pilothouse. PTO and hydraulic pump installed on both generators for full redundancy (Port: 2000 hours; Starboard: 2000 hours)
- Bow Thruster: American Bow Thruster 16"- 40HP hydraulic single prop with four-station controls
- Rudders: Cast urethane foil-shape rudders with stainless stocks; 7.6 sq.ft.
- Rudder Bearings/Seals: Fiberglass sleeves with PYI bearings, dripless seals, and spare seals in carrier
- Propellers: 48" Michigan Nibral 5-blade custom wheels
- Shafts: 4" Aquamet 22-H.S.
- Shaft Log and Packing Glands: Shaft logs to be one-piece fiberglass construction with PYI dripless packing gland with water crossover from engines. Shaft log will be bonded into hull
- Struts: Cast bronze of Vee design
- Steering: Jastram power steering with dual, engine-driven pumps, and four steering stations: Pilothouse, Flybridge, and Port & Starboard wing stations. Pilothouse and Flybridge Stations include RAI indicator, horn, start/stop buttons, and thruster controls. Wing Stations include RAI indicator, start/stop buttons, and thruster controls
- Bonding: All bronze thru-hulls to be bonded with #8 or heavier wire and connected to transom zincs and shaft wipers
- Zinc Anodes: Are installed on hull at transom and secured on brass studs and tied to the bonding system. Included are shaft and strut zincs

STABILIZERS

- At-Rest Stabilization
- Stabilization while underway is provided by a pair of fins located approximately amidships and powered hydraulically by an engine driven hydraulic pump. Control is by modern digital system located in the Pilothouse

Vessel Alarms and Monitoring

VESSEL INFORMATION CONTROL SYSTEM

Vessel Information and Control system: VIC 2 system. Fixed panels are located at convenient locations providing operational information and alarm conditions with a programming panel located in the Pilothouse

Items on safety control panel as follows:

- (14) Combo smoke / heat sensors: Combo sensors are located in all staterooms, interior public and crew areas
- (1) Heat Sensor in the Engine Room
- (4) CO alarms: In crew staterooms, Capt. Stateroom, and Crew Galley/lounge
- Security system: The Aft door, Crew door, Salon door, port and starboard doors, Flybridge hatch, and VIP hatch monitored for unauthorized entry
- Tank levels monitored; (3) fuel tanks, (2) fresh water tanks, both gray water sumps and black water tank (Gray water boxes have alarms on DC pumps. Black water tank alarmed at 75% and 98% full levels.)
- Monitoring of AC supply switching from all available sources with Volts, Line 1/Line 2 Amps & KW monitored for each generator
- All five bilge switches monitored for water detection

Electrical

- Batteries: All AGM cell type batteries. Two banks of 8-D, 225-amp batteries, wired in series for starting main engines (total of four) and two 8-D, 225-amp batteries, one for each generator starting. One 24VDC battery bank (two 8-D, 225-amp batteries, wired in series) for ship's service
- Battery Chargers: Chargers include one 95-amp 24V DC for ship's service bank, one 45-amp 24VDC for main engine bank and one 20-amp 24VDC for generator bank
- Shore Power: (2) 100 amp single/three phase shore feeds with Glendenning Cablemaster cord reels at port bustle (includes two 100 ft. cables)
- Shore Power Converter: Two 36Kva 60 Hz, single or three phase input service with a 40-70 Hz frequency and a voltage between 170-520VAC. The converters will auto-configure for the applied power form
- Power Conditioner: One 10Kva 60 Hz frequency conditioner for audio/video power use & backup power supply
- Recessed Light Fixtures: LED fixtures
- Pilothouse Chart Lights: Three 12V red DC chart lights: (one at navigator's area, one at captain's desk, and one at dash flat over stairs to main deck)
- Searchlight: (1) Carlisle Finch 200 Watt Xenon located on mast with dual controls
- Exterior Lighting: The Fore Deck, House sides, Aft Deck stair and Flybridge overhead lights are all controlled from the Pilothouse switch bank. The Aft Deck Lights are switched locally

- Crestron: Lighting controls with switched and dimmed Crestron automation

Navigation Electronics

PILOTHOUSE NAVIGATIONAL AIDS

- Navigation/Electronic Chart System: Furuno Maxsea
- Navigation/Electronic Chart System (Backup): Furuno Maxsea charting system in the Pilothouse and at Flybridge
- Radar: (2) Furuno FAR-2117 X-Band Radars with 19" LCD display and one repeater on Flybridge.
- Depth Sounder: Furuno FCV1200BB-P with 15" LCD monitor
- GPS: Furuno GP-150D at Pilothouse Dash and at Pilothouse Desk
- Wind, Depth and Speed: B & G HS3000 includes wind, speed, depth, and heading displayed on full-function displays in the Pilothouse and Flybridge
- Compass: One Ritchie Globe Master F-600 in Pilothouse, and one Furuno Rate Sensor for true heading data
- Aft Depth Sounder: Furuno RD-33 Digital Display Depth Sounder with Smart Sensor. (Located in Captain's Quarters)
- Autopilot System: Simrad AP70 in Pilothouse and on Flybridge

Communications

SHIP TO SHIP/SHORE

- VHF: (2) Icom M604 DSC VHF radios in Pilothouse and one command mic on Flybridge; VHF radio installed in tender
- SSB: Icom M802 w/ automatic antenna tuner
- G.P.I.R.B.: McMurdo Sat +
- Loud Hailers: (1) Loudhailer, one intercom to aft deck integrated to PH radios

SATELLITE COMMUNICATIONS (SATCOM) COMPONENTS

- Internet: Internet connectivity thru Omni Access Network System. Wireless access is available throughout the vessel. Connectivity is provided by, Mini VSAT, 3G Cellular, Wi-Fi Amp, Fleet Broadband and shore connection located at aft bustle
- Weather Information: OCENS WeatherNet and GRIB Explorer weather monitoring software on ships computer

TELEPHONE SYSTEM

- Telephone System: Panasonic (PBX), twenty station digital phone system. All stations have speaker phones for intercom and paging. Phone system is connected to Satcom, Vsat VoIP, Cell Phone and Shore Phone for voice lines

throughout. Cordless phone units (five total) are located in the Master Stateroom-1, Pilothouse-1, Galley-1 and Salon-2 (one intended for Aft Deck). The Pilothouse has a fix-mounted phone with an LCD display. A single shore connection is provided at the port bustle t with a 100 ft. combo Telephone / CATV shore cord

- Cellular Phone: Tellular cellular phone system. GSM 3G
- Satellite Telephone: Fleet Broadband FB150

CAMERA SYSTEM

- A comprehensive CCTV system – controlled with Elbex, with hi-resolution color cameras – offers security and assists in navigation during low visibility situations is included with this vessel. Full pan zoom tilt camera on the aft deck, fixed port and starboard cameras on side decks assists in maintaining surveillance of entry points. In the Engine room, a full pan zoom tilt camera helps the captain monitor mechanical operation while piloting the vessel. Located on the mast is an infrared camera – FLIR M - for night time navigation and viewing. Camera video is available in the Pilothouse, at the Flybridge, in the Captain's cabin as well as Crew Mess

AUDIO VIDEO ELECTRONICS

- Each accommodation space is equipped with audio/video entertainment equipment which provides for a variety of entertainment choices. Audio / Video selections includes satellite based radio and television, as well as on board sources including Blu-Ray (DVD & CD in Crew Areas), and a central movie server
- Audio/Video distribution is controlled by Crestron system through wireless control. Control for all Audio/Video components is through Crestron programmed remote controllers. We have boat-wide UPS battery back-up for the Audio/Video components

CENTRAL EQUIPMENT

- Kaleidescape System
- (1) Movie server and five movie players: Includes the Movie and Music License and a Lifetime Music Guide and Software Update Service
- Kaleidescape Movie/Music Server
- Kaleidescape Four-zone Music Player
- Crestron XM and FM tuner

Tender

15' RHIB with 4-stroke 90hp Yamaha outboard motor and includes the following: starboard console, VHF radio with fold down antenna, compass, depth sounder, polished stainless steel rails, transom ladder, and lifting bridle.

Exclusions

"Pepper XIII" is a reserved name and does not convey. The Owner's and Crews personal belongings. A detailed list of exclusions will be provided at the time of sale, upon written request.

Exclusions


Owner's personal belongings.

Disclaimer

The Company offers the details of this vessel or yacht in good faith but cannot guarantee or warrant the accuracy of this information nor warrant the condition of the vessel. A buyer should instruct his representatives, agents, or his surveyors, to investigate such details as the buyer desires validated. This vessel or yacht is offered subject to prior sale, price change, or withdrawal without notice.

PHOTOS

Aft Deck



Aft Deck



Salon



Salon




Salon



Salon




Dining



Dining




Day Head



Foyer




Galley



Galley




Pilothouse




Pilothouse



Companionway



Master Stateroom




Master Stateroom



Master Stateroom




Master Head



Master Head



Guest Stateroom



Guest Head



Guest Statereoom



Guest Head




Guest Stateroom



Guest Head




Utility Room



Crew Quarters




Bow




Sun Deck



Flybridge / Head



Flybridge



Flybridge



Flybridge




Flybridge




Flybridge / Helm



Engine Room



Engine Room



Engine Room



Engine Room




Other Profile



Running Shot




Swim Platform



Tender



General Arrangement



CONTACTS

Andrey Shestakov, leading yacht broker of the sales department of Shestakov Yacht Sales Inc. Shestakov Yacht Sales Inc., the official representative of the Miami/Fort Lauderdale FL headquarters.

Contact details

Email: **andrey@shestakovyachtsales.com**

Web: shestakovyachtsales.com/en/

Telephones

USA: **+1(954)274-4435**

Office hours

Monday – Saturday: **9:00 - 21:00** EDT

Sunday: **closed**

Address



Harbour Towne Marina, 850 NE 3rd St, STE 213, Dania, FL 33004