

MISS SHUGA — MCP YACHTS



Судостроитель: MCP YACHTS

Год постройки: 2006

Модель: Моторная яхта

Цена: ЦЕНА ЯХТЫ ПО ЗАПРОСУ

Местонахождение: United States

Длина общая: 98' 2" (29.92m)

Ширина: 21' 8" (6.60m)

Мин. осадка: 6' 7" (2.01m)

Макс. осадка: 6' 9" (2.06m)

Крейс. скорость: 19 Kts. (22 MPH)

Макс. скорость: 21 Kts. (24 MPH)

Купить **MISS SHUGA — MCP YACHTS** а также выбрать подходящую вам яхту из нашего **каталога яхт** вам поможет опытный яхтенный брокер Андрей Шестаков. На сегодняшний день компания **Shestakov Yacht Sales Inc.** имеет большое количество яхт в **собственном списке продаж**, а также тесно сотрудничает со всеми крупными **яхтенными производителями** по всему миру.

Для того чтобы купить яхту **MISS SHUGA — MCP YACHTS** а также проконсультироваться по любому вопросу связанному с покупкой, продажей, чартером яхт позвоните по телефону **+7(918)465-66-44**.

ОГЛАВЛЕНИЕ

ОГЛАВЛЕНИЕ	2
ХАРАКТЕРИСТИКИ	8
Основная информация	8
Размеры	8
Скорость, вместимость и масса	8
Размещение	9
Корпус и палуба	9
Информация о двигателе	9
ПОДРОБНОЕ ОПИСАНИЕ	10
Walkthrough	10
Salon	11
Galley	12
Master Cabin	12
Master Head	13
Lower Deck Accommodations	13
Port Aft Cabin	14
Port Aft Guest Head	14
Starboard Side Aft Cabin	14
Starboard Side Aft Guest Head	15
Portside Forward Cabin	15
Portside Forward Guest Head	15
Captain's Cabin or 5th Guest Cabin	15
Captain's Head or 5th Guest Head	16
Crew Area	16
Crew Mess	17
Skyounge	17
Pilothouse	17
Sun Deck	18

Flybridge	18
Flybridge Helm Equipment	19
Boat Deck Equipment located behind the Flybridge	19
Tender	19
Arch Equipment	19
Portuguese Bridge	19
Foredeck	20
Aft Deck	20
Cockpit	20
Lazarette	21
Engine Room	21
Electrical	21
Exclusions	22
Remarks	22
Исключения	22
Отказ от ответственности	22
ФОТОГРАФИИ	24
Salon Looking Forward	24
Salon Aft to Starboard	24
Salon Aft to Port	24
Salon Looking Aft	24
Salon Forward to Starboard	24
Salon Forward Looking Aft	24
Salon Looking Aft	24
Salon Looking Forward	24
Salon/Galley Bar	25
Galley	25
Galley	25
Galley	25

Galley	25
Master Entrance Foyer	25
Master Looking to Port	25
Master	25
Master Looking Starboard	26
Master	26
Master Settee	26
Master Dressing Room	26
Master Head	26
Master Shower	26
Accommodations Steps	26
Port Aft Cabin	26
Port Aft Cabin	27
Port Aft Cabin	27
Port Aft Head	27
Port Aft Shower	27
Starboard Aft Cabin	27
Starboard Aft Cabin	27
Starboard Aft Cabin	27
Starboard Aft Cabin	27
Starboard Aft Cabin	27
Starboard Aft Head	28
Starboard Aft Head	28
Port Forward Cabin	28
Port Forward Cabin	28
Port Forward Head	28
5th Cabin	28
5th Cabin	28
5th Cabin Head	28
Skyounge Dining Looking Forward	29

Skylounge Dining Looking Aft	29
Skylounge Forward	29
Skylounge Looking Aft	29
Skylounge Bar	29
Skylounge TV Area	29
Skylounge to Port	29
Skylounge Day Head	29
Skylounge Entertainment Center	30
Pilothouse	30
Helm	30
Helm	30
Helm Area	30
Portuguese Bridge	30
Skylounge Walk Around Deck	30
Boat Deck Area	30
Boat Deck Jacuzzi	31
Boat Deck Jacuzzi	31
Boat Deck Lounge	31
Boat Deck Jacuzzi BBQ	31
Flybridge Looking Forward	31
Flybridge Looking Aft	31
Flybridge Helm	31
Flybridge Helm	31
Flybridge Helm	32
Flybridge to Port	32
Flybridge Looking Aft	32
Flybridge Sunlounge	32
Tender	32
Bow	32

Bow	32
Bow Seating to Port	32
Bow Seating to Starboard	33
Aft Deck	33
Aft Deck Dining	33
Boat Deck Stairs	33
Aft Deck	33
Aft Deck	33
Aft Deck Controls	33
Aft Deck to Port	33
Cockpit	34
Cockpit	34
Cockpit	34
Door Open	34
Door Open	34
Starboard Engine	34
Port Engine	34
A SEA Frequency Converter	34
Profile	35
Stern	35
Underway	35
Underway	35
Underway	35
Underway	35
Underway	35
Lower & Main Deck	36
Upper Deck & Flybridge	36
КОНТАКТЫ	37
Контактная информация	37

Телефоны	37
Время работы	37
Адрес	37

ХАРАКТЕРИСТИКИ

Основная информация

Тип судна: Моторная яхта	Модельный год: 2006
Год постройки: 2006	Год обновления: 2015
Страна: United States	Верх: Hardtop
Открытая палуба мостика: Да	

Размеры

Длина общая: 98' 2" (29.92m)	Ширина: 21' 8" (6.60m)
Мин. осадка: 6' 7" (2.01m)	Макс. осадка: 6' 9" (2.06m)

Скорость, вместимость и масса

Крейс. скорость: 19 Kts. (22 MPH)	Крейсерская скорость поворота: 1950 Kts.
Дальность на крейсерской скорости: 2500	Макс. скорость: 21 Kts. (24 MPH)
Чистый вес: 101 Pounds	Макс. скорость поворота: 2250 Kts.
Объем топливного бака: 5700 Gallons	Вместимость воды: 1200 Gallons

Размещение

Всего кают: 5

Всего коек: 5

Спальные места: 10

Всего ком. состава: 7

Каюты экипажа: 2

Койки экипажа: 3

Спальных мест экипажа: 3

Комм. состав экипажа: 2

Корпус и палуба

Материал корпуса: Aluminum

Материал палубы: Teak

Комплектация корпуса: Modified V-Hull

Цвет корпуса: blue

Отделка корпуса: Aluminum

Дизайнер корпуса: MCP Yachts

Дизайнер экстерьера: MCP Yachts

Дизайнер интерьера: MCP Yachts

Информация о двигателе

Двигатели: 2

Производитель: Caterpillar

Модель: C-32

Тип двигателя: Inboard

Тип топлива: Diesel

ПОДРОБНОЕ ОПИСАНИЕ

Walkthrough

MISS SHUGA is the latest of the 98' Global Fast Trawlers (GFT) to have reached the market. She offers a floor plan that is wide open, family oriented and, most importantly, fun. All of the living spaces, as well as the stairwells and companionways, are wide and spacious giving the impression that you are on a much larger yacht. The owners chose a mix of light colored fabrics, brightly colored accents and satin finished Maple wood to invite their guests to interact in a casual, festive and relaxed atmosphere. Crossing the expansive teak laid aft deck, there are large, glass doors that can slide all the way outboard so the aft deck and salon seamlessly come together. The salon, dining room and galley compose the interior main deck with a layout that is perfect for family or formal entertaining. Largely because of the uninterrupted transition from the aft deck, the entire main deck is voluminous and spacious and lends itself equally well to a large crowd as it does to a quiet gathering.

With a central galley in lieu of a country kitchen, the GFT has a spacious on deck master with en suite bathroom. As a family yacht, there are two queen staterooms and one multiberth stateroom below deck that are centered about a large foyer, providing quarters for eight additional guests. All staterooms have a settee and large en suite bathroom. With almost seven feet of free headroom and oversized portlights, below decks have a bright and spacious feel which is similar to the main deck.

Throughout MISS SHUGA, the high quality finish, detailed inlay and custom carpentry are all hallmarks of the noteworthy evolution of MCP Shipyard's interior craftsmanship. The elegant finishwork without a doubt, meets the high expectations of the luxury yacht market. This same detailed craftsmanship and open layout philosophy is carried through to the upper decks which are accessed from the aft deck or salon by wide, teak stairwells.

For safety and ease of use, the 98 GFT has a separate pilothouse on the skylounge deck. When in need of a better vantage point for dockage or navigating shallow anchorages in the Bahamas, the captain also has an aft deck control station and a third helm station on the flybridge. Naturally, he will have plenty of company on the flybridge sundeck because the owners have incorporated seating and sun pads to take advantage of the panoramic view. A custom, aluminum framed hardtop adds yet another element of alfresco versatility to the flybridge of the GFT.

Aft of the pilothouse, the skylounge deck incorporates another large social gathering area including the interior sky lounge and the outdoor Jacuzzi area. The interior sky lounge consists of a round table with seating for six to enjoy breakfast or a card game, some gym equipment, and a convenient day head. The aft sundeck and Jacuzzi are available for relaxing with a spectacular view. The tender sits behind the Jacuzzi and can

be launched at a moment's notice to create even more space. Forward to the Jacuzzi is a large wetbar/BBQ area for service and refreshment needs. At this level, guests have safe and convenient walkaround decks that lead to the Portuguese walkway and the bow area.

If you approach MISS SHUGA on a floating dock, you will almost certainly be impressed by the high, expedition style bow which resembles that of a much larger yacht. With over 13 feet of vertical distance from the waterline, the high bow sheer makes the vessel safer and more comfortable when heading into rough seas far offshore. To accommodate the "go anywhere" mantra of the GFT, the bow is outfitted with two large stainless steel anchors with 300 feet of 5/8" inch chain and matching 3 phase Maxwell 4500 windlasses. And, in case you are thinking that the bow was given entirely to functional design, the periphery of this working foredeck offers comfortable, secluded seating. At the stern end of the yacht, MISS SHUGA has a large cockpit for fishing and other water activities. The plumb transom hinges open on hydraulic rams to create a large swim platform and extend the boat to a full 98 feet, hence the title GFT 98. Incorporated into the port side of the cockpit, there is a unique and functional hydraulic passarelle for aft, medstyle, boarding. The cockpit, too, has teak decks and a high gloss varnished caprail.

In addition to all of the superior design and layout details, the engineering of the boat is its real strength. Coordinated use of space provides MISS SHUGA with sufficient engine room and lazarette space to accommodate all of the necessary equipment for operating independently over long periods of time in any part of the world. The standard design and specifications includes Northern Light 32KW generators, an ASEA shore converter, Alfa Laval fuel centrifuge, 4 watertight bulkheads, double bottom hulls, fresh water flush of main engines and generators, 1800 GPD watermaker, Freeman watertight doors and hatches, CO2 fire suppression, computerized central monitoring system, 12 square foot Naiad Stabilizers, Headhunter sewage treatment, plus bow thruster and stern thrusters.

For the adventurous crew and owner, the propellers are protected in tunnels behind a structurally reinforced keel. All of these elements come together inside a Lloyd's approved hull (Special Service Craft) that is efficient enough for the Caterpillar C32 main engines to easily achieve an 18 knot cruise or efficiently take you 2500 nautical miles at 10 knots.

Salon

The Salon is entered via the twin stainless steel sliding doors on the Aft Deck. The entryway is on the same level teak raised platform. To port is a U shaped upholstered settee with a burlled maple table top set upon two stainless steel bases. Three loose chairs allow seating for up to eight guests.

To starboard are two upholstered chairs with matching ottomans on a nautical end table with lamp between. Forward is an open bookcase with two cabinet doors as a room divider.

Next forward is an L shaped sectional settee to seat five. Matching ottomans with a wood tray face forward. On the forward bulkhead is a 65" Samsung Smart TV with three maple cabinets below a burlwood maple table top.

Outboard to starboard behind the TV are steps to the Lower Deck and to the on deck Master. On centerline are the wide teak steps to the Sky Lounge.

To port is the partially open Galley. A dark blue granite countertop separates the Galley and the Salon. Two blue barstools face the Galley.

Also in the Salon is a custom handrail at the overhead, large side windows with shades, (17) halogen mini spots, a five channel stereo system with a hidden subwoofer, blue Ultra Suede accent panels, a carpeted sole and the aforementioned raised teak Dining Area.

Galley

The Galley is to the port side and mostly open to the Salon. Upon entering is a stainless Bosch dishwasher, Silestone countertops, a large stainless corner sink with appliances on either side of the U shaped Galley. Along the outboard wall is the Bosch "Schott Ceran" cook top, with a lighted XO stainless range hood with a glass perimeter. Next forward is a Gaggenau electric grill, Gaggenau warming plate and a Gaggenau deep fryer. Above are three large windows with shades and an opening panel in the midsection. The inboard wall of the Galley has a stainless steel GE microwave above a stainless steel GE oven. Next forward is a large walk in pantry with two built in L shaped shelves behind a door. Outboard the pantry is a full size Thermidor fridge/freezer with water dispenser.

The Galley has six drawers, twelve cabinets, a teak and White" maple sole, six overhead lights, five 120V outlets and an air handler.

Master Cabin

All the way forward on the Main Deck is the full beam Master Cabin. Four large 24" x 44" oval portholes, two of which hinge open, offer plenty of ambient lighting. When entering the cabin, a blue granite vanity with stool and opening cabinets revealing a mirror and storage is to port. Next forward is an upholstered occasional chair.

On centerline facing forward is the master berth. The curved wall behind is upholstered with blue Ultra Suede panels that wrap around the two triangular nightstands with both burlwood and blue Ultra Suede accents. The berth itself is king size and has four drawers below plus additional storage under the mattress.

At the foot of the bed is the cabin's entertainment center with a 46" Samsung Smart TV with three curved cabinet below. The center of which contains a Samsung Blue Ray player and a set of high end wireless headphones behind a clear Lucite door.

To port is an L shaped settee in front of the large oval ports covered with drapes as needed.

Also in this cabin are eight halogen mini spots, two reading lights, two stereo speakers, a maple ceiling detail and a carpeted sole.

Forward to port is a walk in dressing room and a further within in the Owner's private Head.

The dressing room has a fixed oval dead light behind drapes, four pullout shoe racks, his and her hanging lockers, six built in drawers, a free standing three drawer chest and a two door linen cabinet.

Master Head

Accessed from the dressing room and closed off by a sliding door is the roomy Master Head.

Forward are two Deca china sinks set into a blue marble countertop with a fluted blue marble backsplash. Below are four maple cabinet doors. Above is a framed mirror that accesses two medicine cabinets.

A Head Hunter head is outboard. Aft is a large stall shower with a clear glass door and sidelight. The shower has a handheld and wall mountable fixture as well as another large oval dead lights within the shower. Above are five halogen mini spots.

Lower Deck Accommodations

Wide curved wood steps lead to an Accommodations Foyer with three nearly identical queen berth cabins each with their own en suite Head. The area is heptagon in shape, offering the best use of space. A pocket door forward leads forward the Crew Accommodations.

Port Aft Cabin

Entered from the forward part of the cabin the queen size berth is aft off the outboard bulkhead. There are two drawers at the foot of the berth with additional storage under the mattress. LED nightlights are under the berth.

Twin burl wood topped nightstands with one drawer each are fore and aft of the berth. The headboard is a maple and rattan design. Blue glass reading lights flank the headboard. Above the berth is a large storage locker and an open area with an oval stainless steel opening porthole with a weather cover.

Forward is a small white leather settee and a small dressing table with a stool and a mirror. Aft of the berth is a two door hanging locker with two drawers below a large locker with four shelves within. Furthest inboard is the access to the en suite Head. Also in this cabin are four halogen mini spots, a maple ceiling detail and at the foot of the berth a Toshiba 22" LED TV/DVD player. The sole is carpeted.

Port Aft Guest Head

Entered via a hinged door is the Guest Head. A curved vanity with a china Deca sink with a storage cabinet below and two mirrored medicine cabinet doors above is aft. The toilet is a Head Hunter model.

The tub/shower has a wall mounted and handheld shower fixture and two clear glass sliding doors, an opening stainless steel porthole with weather cover. Also in this cabin is an exhaust fan, four halogen mini spots and an AC vent.

Starboard Side Aft Cabin

Entered from the forward part of the cabin the queen size berth is aft off the outboard bulkhead. There are two drawers at the foot of the berth with additional storage under the mattress. LED nightlights are under the berth.

Twin burl wood topped nightstands with one drawer each are fore and aft of the berth. The headboard is a maple and rattan design. Blue glass reading lights flank the headboard. Above the berth is a large storage locker and an open area with an oval stainless steel opening porthole with a weather cover.

Forward is a small white leather settee and a small dressing table with a stool and a mirror. Aft of the berth is a two door hanging locker with two drawers below a large locker with four shelves within. Furthest inboard is the access to the en suite Head. Also in this cabin are four halogen mini spots, a maple ceiling detail and at the foot of the berth a Toshiba 22" LED TV/DVD player. The sole is carpeted.

Starboard Side Aft Guest Head

Entered via a hinged door is the Guest Head. A curved vanity with a china Deca sink with a storage cabinet below and two mirrored medicine cabinet doors above is aft. The toilet is a Head Hunter model.

The tub/shower has a wall mounted and handheld shower fixture and two clear glass sliding doors, an opening stainless steel porthole with weather cover. Also in this cabin is an exhaust fan, four halogen mini spots and an AC vent.

Portside Forward Cabin

Entered from the aft part of the cabin the queen size berth is forward of the outboard bulkhead. There are two drawers at the foot of the berth with additional storage under the mattress. LED nightlights are under the berth.

Twin burl wood topped nightstands with one drawer each are fore and aft of the berth. The headboard is a maple and rattan design. Blue glass reading lights flank the headboard. Above the berth is a large storage locker and an open area with an oval stainless steel opening porthole with a weather cover.

Forward is a small white leather settee and a small dressing table with a stool and a mirror. Aft of the berth is a two door hanging locker with two drawers below a large locker with four shelves within. Furthest inboard is the access to the en suite Head. Also in this cabin are four halogen mini spots, a maple ceiling detail and at the foot of the berth a Toshiba 22" LED TV/DVD player. The sole is carpeted.

Portside Forward Guest Head

Entered via a hinged door is the Guest Head. A curved vanity with a china Deca sink with a storage cabinet below and two mirrored medicine cabinet doors above is forward. The toilet is a Head Hunter model.

The shower has a seat, wall mounted and handheld shower fixture and two clear glass sliding doors, an opening stainless steel porthole with weather cover. Also in this cabin is an exhaust fan, four halogen mini spots and an AC vent.

Captain's Cabin or 5th Guest Cabin

Accessed via the Main Companionway is the crew corridor. Immediately to the

Accessed via the main companionway is the crew berth. Immediately to the starboard is a cabin that could easily be used as a Fifth Guest Cabin as it is furnished identical to the other Guest Cabins. Presently used by the Captain it has a queen size berth off the outboard bulkhead with storage below.

Twin one drawer nightstands are fore and aft. A rattan and maple headboard is flanked by two reading lights. A desk/vanity area is furthest forward with a rattan frame mirror above.

At the foot of the berth is a 24" Vizio LCD TV.

Forward is a two door hanging locker with two drawers below. Inboard is the access to the en suite Head.

Also in the cabin is rope lighting below the berth, storage over the berth, an opening stainless steel porthole with a weather cover and a ceiling detail over the berth.

Captain's Head or 5th Guest Head

Entered via a hinged door is the Crew Head. A curved vanity with a china Deca sink with a storage cabinet below and two mirrored medicine cabinet doors above is forward. The toilet is a Head Hunter model.

The shower has a seat, wall mounted and handheld shower fixture and two clear glass sliding doors, an opening stainless steel porthole with weather cover. Also in this cabin is an exhaust fan, four halogen mini spots and an AC vent.

Crew Area

Further forward through a padded hallway is a watertight door leading to the Laundry Area. A Miele washer and dryer are separated by four steps up to the Crew Accommodations. A door behind the steps leads to the bow thruster area with the Head Hunter Tidal Wave waste treatment system, two Wilson stainless steel water heaters, the hydraulic bow thruster and general ship's storage.

At the top of the stairs to the starboard side is a double bed cabin with a hanging locker, opening porthole with a weather cover, a cabinet with shelves and access to the Starboard Crew Head.

The Starboard Crew Head has a small sink and vanity with storage below a Head Hunter toilet, stall shower with a sliding glass door and a two door medicine cabinet.

To the port side across the centerline Companionway is a matching Crew Cabin but with over under berth, an opening stainless steel porthole with weather cover and some storage areas.

The Port Crew Head has a small sink and vanity with storage below a Head Hunter toilet, stall shower with a sliding glass door and a two door medicine cabinet.

Crew Mess

All the way forward is a Crew Galley and Dinette with the following equipment:

Samsung stainless steel microwave Bosch “Ceran Schott” 2 burner cook top Magic Chef under counter fridge (2) Opening portholes w/weather cover Stainless steel under counter sink Mica countertop 8 Step ladder to Foredeck L shaped dinette w/storage below (1) Cabinet (1) Drawer 26” Samsung LED TV Direct TV SAT TV box CCTV Camera monitor 4 camera capability

Skylounge

Up ten wide steps from the Mail Salon is the Sky Lounge. This area benefits from plenty of natural light and of course the light maple joinery.

Starting forward is a 70” Samsung Smart TV on the bulkhead above the curved steps up from the Main Deck.

Immediately aft is a walk behind bar with a stainless steel bar sink, drink refrigerator and ample cabinet space. The countertop is burled maple. To port is a Day Head with a toilet, sink and house side window.

Aft is the yacht’s extensive AV cabinet. It consists of an Integra tuner, a Sony 3D Blue Ray/DVD player, KVH Trac Vision controls, a Kaleidoscope hard drive storage system for movies, Philips Pronto serial extender and a Trip lite Smart UPS for power changeovers.

To starboard are two upholstered occasional chairs and footrests with an end table facing the TV.

Next aft on a teak laid sole is a 6’ round dining table with six dining chairs and a Lazy Susan. Above are six overhead stainless steel trimmed lights and two stereo speakers. Unique to this area are eight curved glass door panels, four of which slide together to offer an “almost Alfresco” dining option should the outside temperatures allow. Even with the doors closed the view from this Dining Area is very impressive.

Pilothouse

The Pilothouse is just forward of the Sky Lounge and separated by a pocket door. The helm wraps around the entire perimeter with a center throttle console.

Aft is a recessed three person settee with a chart drawer below.

Outboard to port is a burlwood desk with four drawers and a cabinet. The ship's computer, printer and large book case for ship's manuals are in this area.

Sliding panels reveal a storage/technical area under the helm.

The sole is teak and holly. The four panel windshield is complimented by four side windows.

Equipment includes: CAT Vision diagnostic CAT gauge panel (2) 15" 8215 Touch screen Garmin multifunction displays Garmin AIS 600 module Icom M-802 VHF w/Command mic Furuno GP-33 GPS/data 19" Asus monitor for fuel monitor system gauges/ship board display 15" Big Bay Maritime navigation monitor Garmin GSD25 sonar/sounder Garmin G-wind bundle (2) Garmin GNX 120 7" multi instrument displays Wesmar bow & stern thruster controls Asus office computer ACR searchlight control CAT electronic engine controls Naiad Roll Multi Sea stabilizer controls Simrad AP 70 autopilot Simrad QS 80 joystick for AP Simrad HS 70 satellite compass Simrad IS 70 rudder angle indicator Ritchie 4" magnetic compass CAT engine backup electronic controls CAT engine start/stop panels Interphase forward looking sonar Big Bay Maritime navigation computer for Nobeltec Trident navigation Kahlenberg air horn controls Icom M506 VHF w/DSC & command mic Garmin card reader box (2) Stidd helm chairs Sailor Fleet Broadband 150 Inmarset Sat phone Under cabinet red rope lighting (4) Overhead LED lights Dell desktop PC & 17" monitor Icom M802 SSB Full ship Maretron monitoring system to include AC current, DC current, alarms, tank levels, tank pressures, contact closures, generators, etc. \$30,000

Sun Deck

(11) Teak steps from Aft Deck, each w/LED light, accessed from the Sky Lounge or Aft Deck Sliding hatch w/handrail Teak sole FRP cabinet w/3 person seat, drink holders & 6 place Jacuzzi w/stainless safety rail Multiple FRP storage cabinets in this fixture Stainless sink to starboard under hinged cover Starboard side Alfresco stainless steel gas grill w/dedicated gas bottle storage locker (2) Recently recertified 10 man Plastimo offshore lift rafts w/hydro release Life sling (2) Throwable life rings w/auto lights (6) Stainless steel overhead lights Curved blue glass dual sliding doors to Sky Lounge Hella Quartz lights facing Sun Deck

Flybridge

Reached via ten teak tread steps from Sky Lounge is the Flybridge and Boat Deck. Hydraulically operated hatch above stairs Aluminum radar arch w/second smaller arch New 2016 aluminum pipe top w/weblon fabric & (9) Overhead LED lights Pompanette Platinum Series double helm seat w/sink & drink refrigerator aft 3 Side clear vinyl

enclosure w/(2) U Zips Pompanette portside Platinum Series companion seat Portside curved seats aft w/removable cushions & storage below Starboard side seat forward w/removable cushions & storage below Starboard side curved settee w/ storage below & removable cushions & table Fiberglass nonskid deck (2) Stereo speakers

Flybridge Helm Equipment

Garmin 8215 touch screen MFD (2) CAT LCD engine gauges CAT electronic engine controls (2) CAT key start/stop panels Simrad AP70 autopilot Simard QS 80 jog steering control 5" Ritchie Powerdamp magnetic compass Simard IS-70 rudder angle indicator Wesmar bow & stern thruster controls Garmin GNX-120 multi instrument 7" display Maretron DSM 150 Big Bay 15" LED screen Icom M506 VHF Icom Command mic from Pilothouse Stainless steel footrest ACR remote spotlight control (3) Canvas covers for (3) helm pods Vent in forward enclosure at helm Polyplaner MRD85i marine stereo

Boat Deck Equipment located behind the Flybridge

Fiberglass nonskid sole Opacmare fully hydraulic crane 800 KG (1760 lbs.) Raised FRP sunbed area w/storage below for stainless safety railings Removable Stainless steel safety rails for tender loading Removable tender chocks

Tender

2006 15' AB RIB tender w/70 HP Yamaha 4 stroke engine Console steering Garmin fish finder/GPS Navigation lights Bow step Bow seat Storage under bow seat Folding aft seat Console seat (3) Popup cleats Yamaha gauge package Lifting harness Battery shutoff switch Handrail at console Bimini top Fuel/water separator

Arch Equipment

(2) Garmin XHD2 12 KW 48" radar scanners 24" KVH HD7 Sat domes 24" KVH matching dome for Sat phone Triple Kahlenberg horns Hella Quartz light facing Boat Deck ACR searchlight (2) Flag halyards International Navigation lights Multiple GPS sensors Garmin wind speed instrument 23' Shakespeare SSB antenna 23' Shakespeare VHF antenna 8' Shakespeare AIS antenna 8' Shakespeare VHF antenna

Portuguese Bridge

Teak decks w/covered overhead on side decks Stainless handrail Varnished cap rail (14) Overhead stainless steel lights (2) Sliding Pilothouse doors (4) Panel windshield (2) Pantograph windshield wipers w/washers (5) Teak center steps to Foredeck w/step

lights & handrails (2) Forward facing cameras (2) FRP storage lockers into Portuguese Bridge Sliding fender holder port & starboard Hydraulically actuated booms to deploy Hydroplane stabilizers (birds)

Foredeck

Nonskid painted deck Raised bulwarks w/ample freeing ports Varnished teak cap rail Raised escape hatch from Crew Area Raised windlass platform w/(2) Maxwell 4500 (3 phase, 220 volt) windlasses w/brakes & plug in controls Freeman weather tight hatch into chain locker Stainless steel pennant staff Low level courtesy lights Dual bow cleats port & starboard Bow seating w/removable cushions & storage below Stainless steel bell (2) Anchors w/all chain rode stainless steel Delta type w/300' of 5/8 chain

Aft Deck

Teak sole originally oversized at 45 mm w/Compass Rose design Port & starboard hinged boarding gates Varnished teak cap rail w/stainless handrail (13) Overhead stainless steel trimmed lights (4) Overhead stereo speakers Stern cleats & Maxwell 3500 warping windlasses under hinged covers w/foot switches (2) Oversized Boat Deck stainless steel supports CCTV camera facing aft Built in sink Doggable door to Engine Room & Equipment Space Equipment Space has generator/shore controls as well as (3) digital volt/amp/HZ meters (gen/shore/gen) Exhaust fan controls w/frequency drives are located here as well Cam lock fuel fill system

Aft controls w/bow & stern thruster, electronic engine controls, A/P control, key switches, Simrad rudder indicator & Garmin 8215 multifunction display, all under canvas cover

32" Skyvue TV is located above Lower Helm facing settee Varnished teak open grate table w/(5) outdoor wicker DA chairs & covers Fire hose station

Cockpit

Teak sole (oversized at 45 mm thickness) 11' Wide fold down door centerline at transom Freeman Pantograph Engine Room/Lazarette door Varnished teak cap rail (2) Flush mount rod holders Stainless steel Opacmare small passarelle mounted port aft corner Stainless steel handrail at passarelle (5) Teak tread steps leading up to passarelle Cabinets enclosing stern cleats 100 Amp shore cord reel Marinenco telephone/TV inlet (7) Port & starboard teak tread steps to Aft Deck w/step lights & handrail (2) Quartz Jabsco halogen lights over Cockpit (4) Underwater lights Custom full fender for fold down door to allow side mooring of tow behind tender

Lazarette

A Sea frequency converter for worldwide electric capabilities Workbench w/(6) drawers, cabinet & vise Kitchen Aid stainless steel trash compactor Raritan stainless steel icemaker Backup wheel emergency steering system (3) Custom storage cabinets Dive compressor Chest freezer Overhead rod racks Second Miele washer & dryer Glendinning cable winder 6 Step Tracey Tide Ride ladder Stainless & teak 4 step swim ladder Ultra violet water system water sterilizer Horizon Seafari 1500 GPD watermaker w/pre filters & flush system Vickers hydraulic power pack 6 Station bilge pump alarm system Siemens Capee electrical monitor system Maretron DSM 250 LCD panel (2) 56 lbs. CO2 bottles for fire suppression

Engine Room

(3) Cruiseair 60,000 BTU chilled water compressor (2) Engine Room cameras Alfa Laval fuel centrifuge Stainless steel piping from Sea Chest for primary sea water delivery to engines & generators Aircep crankcase ventilation system CAT C32 engines, 1652 HP, 3884 hrs., 3885 hrs. (2) Engine coolant recovery bottles 5 Point oil exchanger oil change system Triple Racor 1000's for each engine w/vacuum gauge Dual Racor 500's for each generator Emergency starboard side deck Engine Room entrance Gas water separator for generator s ZF 3050 V drive transmissions, 3.280 to 1 ratio PTO off starboard generator for thrusters Electric fuel pump Tuthill for fuel transfer system w/counter Fluorescent Engine Room lights Full gauge package for CATs Custom fans on generator enclosures Underwater exhaust at stern of Engine Room Wesmar bow thruster Vortex V2-16 45 HP Wesmar stern thruster Vortex V7-10 20 HP Removable bilge places Engine Room 50" x 55" 5 blade main props, reconditioned 4/17 Naiad fins are 12 square feet each Lube oil storage tank Duramax shaft seals Duramax rudder seals

Entire Engine Room lined w/2" of glass wool fabric covered with acoustical foam and perforated aluminum plates for heat and sound insulation.

Special freshwater connections allow for flushing of main engines, generators, air conditioning compressors, watermaker and anchor wash.

Electrical

12/24 Volt DC system 110/220 Volt 50/60 HZ AC system 100 Amp 220 volt 3 phase power 'A SEA' 36 KVA frequency converter Mastervolt 70 amp 12 volt charger (4) Battery cutoff switches Digital 12 volt volt & amp meters (7) DC powered bilge pumps

(2) 20 volt bilge pump Mastervolt 60 amp 24 volt charger 24 Volt digital volt & amp meters (3) New frequency starts air conditioners (3) Frequency starts for intake & exhaust blowers (3) Kron digital meters for volts, amps & frequency Generator port 10377, starboard 10442 32KW Northern Lights 1800 RPM generator w/10,377 hours 32KW Northern Lights 1800 RPM generator w/10,442 hours Both generators in sound shields Cable on Glendinning cable reel AGM batteries

Exclusions

While every effort was made to list all pertinent included equipment aboard MISS SHUGA, there are some personal belongings aboard. Prospective purchasers should assume any item not specifically mentioned herein will not convey at closing.

Remarks

MISS SHUGA is a vastly improved example of the MCP 98' Global Fast Trawler line.

Recent improvements under the current owner are as follows:

- Repaint from the rub rail up (late 2015)
- All new Entertainment electronics including KVH M-7 dome (late 2015)
- All new Garmin/Simrad Navigation package at all three helms (late 2015)
- All new Maretron full ship monitoring system (late 2015)
- Fixed pipe top over entire Flybridge for both comfort & improved aesthetics (late 2015)
- New interior soft goods (2014)
- Full bottom service 5/17

To say MISS SHUGA is ready to go would be an understatement. She is seriously for sale by an owner who's business interests have not let him use the yacht to its full capabilities.

Not for sale to US residents while in US waters.

Исключения

При продаже яхты исключаются личные вещи владельца.

Отказ от ответственности

Компания предоставляет описание судна или яхты добросовестно, но не может гарантировать точность этой информации, а также не ручается за техническое состояние. Покупатель должен проинструктировать своих агентов или

оценщиков исследовать представленную информацию более подробно, по собственному желанию. Продажа судна или яхты, изменение цены или снятие с продажи будет происходить без предварительного уведомления.

ФОТОГРАФИИ

Salon Looking Forward



Salon Aft to Starboard




Salon Aft to Port




Salon Looking Aft




Salon Forward to Starboard




Salon Forward Looking Aft



Salon Looking Aft



Salon Looking Forward



Salon/Galley Bar



Galley



Galley



Galley



Galley



Master Entrance Foyer



Master Looking to Port



Master



Master Looking Starboard



Master




Master Settee



Master Dressing Room



Master Head



Master Shower



Accommodations Steps



Port Aft Cabin




Port Aft Cabin



Port Aft Cabin




Port Aft Head



Port Aft Shower



Starboard Aft Cabin



Starboard Aft Cabin



Starboard Aft Cabin



Starboard Aft Cabin



Starboard Aft Head




Starboard Aft Head




Port Forward Cabin




Port Forward Cabin



Port Forward Head



5th Cabin




5th Cabin



5th Cabin Head




Skylounge Dining Looking Forward



Skylounge Dining Looking Aft




Skylounge Forward



Skylounge Looking Aft




Skylounge Bar




Skylounge TV Area



Skylounge to Port



Skylounge Day Head




Skylounge Entertainment Center



Pilothouse




Helm



Helm




Helm Area




Portuguese Bridge



Skylounge Walk Around Deck



Boat Deck Area




Boat Deck Jacuzzi




Boat Deck Jacuzzi



Boat Deck Lounge




Boat Deck Jacuzzi BBQ



Flybridge Looking Forward



Flybridge Looking Aft



Flybridge Helm



Flybridge Helm



Flybridge Helm



Flybridge to Port




Flybridge Looking Aft



Flybridge Sunlounge



Tender



Bow



Bow



Bow Seating to Port



Bow Seating to Starboard




Aft Deck




Aft Deck Dining



Boat Deck Stairs




Aft Deck




Aft Deck



Aft Deck Controls



Aft Deck to Port



Cockpit



Cockpit




Cockpit



Door Open



Door Open




Starboard Engine




Port Engine




A SEA Frequency Converter




Profile




Stern



Underway




Underway



Underway



Underway



Underway



Lower & Main Deck



Upper Deck & Flybridge



КОНТАКТЫ

Андрей Шестаков (Andrey Shestakov) – ведущий яхтенный брокер отдела продаж яхт и судов компании Shestakov Yacht Sales Inc. Официальный представитель Shestakov Yacht Sales Inc. для русскоговорящих клиентов в центральном офисе компании в Майами/Форт Лодердейл/Флорида/США.

Контактная информация

Email: **andrey@shestakovyachtsales.com**

Web: shestakovyachtsales.com

Телефоны

Краснодарский край: **+7(918)465-66-44**

США, Майами, Флорида: **+1(954)274-4435**

Время работы

Понедельник – Суббота: **9:00 - 21:00** EDT

Воскресенье: **Закрето**

Адрес



Harbour Towne Marina, 850 NE 3rd St, STE 213, Dania, FL 33004