

VICTORY AT SEA — BOSTON WHALER



Builder: BOSTON WHALER

Year Built: 2010

Model: Center Console

Price: PRICE ON APPLICATION

Location: United States

LOA: 37' 6" (11.43m)

Beam: 11' 6" (3.51m)

Min Draft: 2' 0" (0.61m)

Max Draft: 2' 2" (0.66m)

Cruise Speed: 28 Kts. (32 MPH)

Max Speed: 42 Kts. (48 MPH)

Our experienced yacht broker, Andrey Shestakov, will help you choose and buy a yacht that best suits your needs **VICTORY AT SEA — BOSTON WHALER** from our catalogue. Presently, at **Shestakov Yacht Sales Inc.**, we have a wide variety of yachts available on our sale's list. We also work in close contact with all the big **yacht manufacturers** from all over the world.

If you would like to buy a yacht **VICTORY AT SEA — BOSTON WHALER** or would like help answering any questions concerning purchasing, selling or chartering a yacht, please call **+1(954)274-4435**

TABLE OF CONTENTS

TABLE OF CONTENTS	2
SPECIFICATIONS	5
Basic Information	5
Dimensions	5
Speed, Capacities and Weight	5
Accommodations	5
Hull and Deck Information	6
Engine Information	6
DETAILED INFORMATION	7
Vessel Walkthrough	7
Cabin Interior	7
Deck Equipment	8
Console/Helm Area Equipment	8
Electronics/Navigation Equipment	9
Summer Kitchen Leaning Post	9
Fishing Equipment	9
Mechanical Equipment	9
Electrical Equipment	10
Construction Features	10
Remarks	10
Exclusions	10
Exclusions	10
Disclaimer	10
PHOTOS	12
Double Berth	12
Fridge Drawer & TV	12
Microwave	12
Vessel Sink	12

Head	12
Dedicated Glassware	12
Cabin DC Panel	12
Cabin AC Panel Generator Start	12
Toe Eye	13
Stainless Steel Anchor	13
Windlass Detail	13
Lewmar Bow Thruster	13
Table Down with Cushion	13
Table Up	13
Bow Stereo & Table Actuator	13
Console Sun Pad	13
Windshield	14
Storage Under Sun Pad	14
Helm Seats	14
Leaning Post Position	14
Helm	14
Cockpit Freezer Drawer	14
Cockpit Refrigerator Drawer	14
Summer Kitchen with Grill & Cooktop	14
Cockpit Looking Forward	15
Fold Down Aft Seat	15
Swim Ladder Stows Under Seat Bottom	15
Table Stows in Mechanical Area Hatch	15
Cockpit Table	15
Dive Door Opens In	15
Aft Shower & Swim Ladder	15
Cockpit Electrical Panel	15
Folding Trolling Seats	16

Mechanical Space	16
Dual Ram Trim Tab	16
900 HP	16
Underwater Lights x 4	16
Transom	16
GA	16
CONTACTS	17
Contact details	17
Telephones	17
Office hours	17
Address	17

SPECIFICATIONS

Basic Information

Category: Center Console

Model Year: 2011

Year Built: 2010

Country: United States

Coast Guard #: 1236034

Vessel Top: Hardtop

Dimensions

LOA: 37' 6" (11.43m)

Beam: 11' 6" (3.51m)

Min Draft: 2' 0" (0.61m)

Max Draft: 2' 2" (0.66m)

Clearance: 10' 4" (3.15m)

MFG Length: 37' 6" (11.43m)

Speed, Capacities and Weight

Cruise Speed: 28 Kts. (32 MPH)

Cruise Speed RPM: 4000 Kts.

Cruise Speed Range: 372

Max Speed: 42 Kts. (48 MPH)

Max Speed RPM: 6100 Kts.

Displacement: 15600 Pounds

Water Capacity: 60 Gallons

Holding Tank: 10 Gallons

Fuel Capacity: 450 Gallons

Fuel Consumption: 36 Gallons

Accommodations

Total Cabins: 1

Sleeps: 2

Total Heads: 1

Hull and Deck Information

Hull Material: Fiberglass

Deck Material: Fiberglass

Hull Configuration: Deep Vee

Hull Color: white

Hull Finish: Plastic

Hull Designer: Boston Whaler

Engine Information

Engines: 3

Manufacturer: Mercruiser

Model: Verado

Engine Type: Outboard

Fuel Type: Gas

DETAILED INFORMATION

Vessel Walkthrough

The 37' Boston Whaler is extremely spacious and contains a staggering number of features and conveniences not found on other Center Console type boats. Ideal as a mega yacht tender, a fast weekend getaway boat of a serious tournament fisherman.

Boarding is easy from a floating dock via the inward opening portside door or one can step up onto the wide gunnels just about anywhere on the vessel.

Behind the centerline Helm are three comfortable helm seats with armrests. The Helm offers great visibility and looks like a showroom for the latest Raymarine electronics. A full three side vented windshield protects you from the elements. Behind the Helm is the optional summer Kitchen that offers refrigeration, freezer storage and electric grill and even a single burner stove.

A fold down seat is all the way aft which folds into the transom area when fishing or when extra deck space is needed.

Forward of the Helm is a large sun pad with armrest to accommodate two. The front of the sun pad lifts on gas shocks to reveal a cavernous storage space big enough for dive tanks and dive gear. All the way forward is U shaped seating with storage below.

A teak table raises and lowers to dining height or can be set at sun lounge height to match the surrounding seats.

Custom added to this particular boat is the raised stainless steel bow rail, a Boston Whaler option.

Cabin Interior

Surprisingly roomy the Cabin on this Center Console sleeps two, has a Head and curtain shower as well as a partial Galley to compliment the Summer Kitchen above.

The sole is Flexiteak and the area is cooled with a Cruiseair 8000 BTU AC unit which also has vents to defog the helm windshield.

Equipment found in this area includes:

12V DC & 120V AC receptacles 19" Jensen LCD HDTV on an articulating arm Cuisinart coffeemaker Isotherm 1.3 Cu. ft. drawer style stainless steel refrigerator Hanging locker Contura stainless steel microwave behind a cabinet door Interior courtesy lights (both red & white) (2) Opening stainless steel portholes w/screens Shower w/curtain & dedicated wand/sprayer (2) Skylights w/sliding Ocean Air shades (2) Dead lights Pullout

trash receptacle Telephone outlet Reading light (2) JL Audio stereo speakers Full set of Whaler dishes & glasses in a dedicated cabinet Covered Vacuflush toilet w/cushion Vanity w/glass vessel sink & mirror

Deck Equipment

Stainless steel bow tow eye (2) 10" Cleats at bow (2) 10" Cleats at stern (2) 10" Spring line cleats w/hawse pipes (2) 10" Pop up cross tie cleats on transom Molded transom door w/hinged scupper Blue & white LED courtesy lighting Padded coaming bolsters around entire interior Integral swim platform w/grab rail & covered stainless steel ladder Molded fiberglass portside dive/entry door w/swing out boarding handle Removable four step "T" style stainless steel dive/swim ladder (stows under aft seat) Self bailing Cockpit sole Stainless steel Cockpit toe rail Stainless steel drink holders, bow 4, helm 2, forward console lounge 4, leaning post 4, cabin 2 Stainless steel grab rails Stainless steel thru hull anchor davit w/roller & dedicated cleat Welded stainless steel low profile interior rail (standard) Welded stainless steel high profile gunnel mounted bow rail (optional) Quick windlass low profile, high performance Handheld wired remote for windlass Stainless steel anchor shot of chain w/rode U Shaped forward deck seating w/removable cushions & storage below Electrically operated hi/lo fiberglass table with Flexiteak & removable cushions & cover Forward console lounge w/fold down armrest, (4) drink holders, backrests, removable cushions, stereo remote, auxiliary iPod input & 12 volt receptacle (2) Freshwater hot & cold transom showers at dive door & transom door Aft Cockpit teak table, stows in under deck hatch Fold away stern seat (3) Helm & companion bolster style seats with flip up seat bottoms & fold down armrests (center seat is electrically activated) Bow anchor locker w/drains Insulated below deck fish boxes w/pump out (4) aft, (1) forward Life jacket storage overhead on hardtop in zippered compartment Lockable console front storage, holds (6) rods, (2) 5 gallon buckets, (1) 36 qt. cooler & misc. gear Storage bin in console Under gunnel storage shelves & storage nets Black Sunbrella console cover Black Sunbrella helm seat/summer kitchen cover Black Sunbrella storage gauge cover Black Sunbrella forward seating cover Black Sunbrella forward table cover

Console/Helm Area Equipment

(2) 12 Volt receptacles Cast stainless steel helm wheel w/knob Ritchie 4" Magnetic compass Illuminated switch panel w/circuit breakers Lockable sliding cabin entry door Molded console footrests center & starboard, fold down footrest starboard Fold down helm standing platform w/Flexiteak covering Remote ignition key switches w/push button start at helm Clarion stereo AM/FM/CD/DVD/iPod ready w/3.5" color display (4) JL waterproof speakers & subwoofer (2) Stereo amplifiers (2) Stereo remote controls (2) USB/MP3 inputs at helm & sun lounge (2) LED aft Cockpit floodlights Bow area LED floodlight Large fiberglass hardtop w/entry hatch Custom powder coated integrated

frame w/aft support legs Ladder access to hardtop Blue LED lighting Windlass controls at Helm Red/white LED chart lights overhead Lockable electronics box overhead Tempered glass 3 sided windshield w/electric actuated vent Hardtop clear vinyl enclosure curtains w/white trim Retractable power sun shade w/wireless remote & deck activated switch Jabsco remote control searchlight Fireboy engine shutdown override switch Mercury electronic dual lever engine controls Lewmar electric bow thruster controls

Electronics/Navigation Equipment

(2) Raymarine C 140 wide screens for GPS/plotter/fish finder/radar Raymarine 1000 watt thru hull transducer Raymarine C-140W's Preloaded w/US charts Raymarine 240 modular VHF radio w/DSC Raymarine remote mounted VHF speaker Raymarine 48" open array radar antenna (4 KW) Raymarine X-30 Smart Pilot autopilot w/3.5" display w/ST 70 control head Raymarine Sirius satellite weather module

Summer Kitchen Leaning Post

Concealed bank of (6) drawers & storage Pullout trash can Cutting board (2) Drink holders Kenyon electric grill with stainless steel cover Kenyon electric single burner stove Freshwater hot & cold sink w/cover Isotherm stainless steel pullout refrigerator Isotherm stainless steel pullout freezer Hinged storage lid w/storage shelf, paper towel holder & storage 12 Volt outlet at Summer Kitchen 120 Volt outlet at front of Summer Kitchen

Fishing Equipment

(4) Gunnel mounted rod holders at bow (5) Gunnel mounted rod holders at aft Cockpit Pressurized aerated 24 gallon live well at aft port corner (5) Transom rod holders (3) Under gunnel rod racks (4) Under gunnel storage shelf w/down rigger weight holder Taco Grand Slam radial outriggers attached to hardtop w/telescoping riggers (2) Fold down trolling seats midship (6) Hardtop leg mounted rod holders (2) Electric reel outlets at transom

Mechanical Equipment

Hydraulic power steering (3) Rule bilge pumps, (2) 2000 GPH, (1) 750 GPH High water bilge alarm (4) KW bow thruster w/dedicated battery bank Cast stainless steel thru hulls above waterline Cockpit & machinery space lighting Lenco dual ram electric trim tabs Electric trumpet horn Jabsco Par Max freshwater pump Anchor wash down spigot

Midship freshwater spigot LED International Navigation lights Water tank level indicator Jabsco dockside water inlet w/pressure regulator Raw water wash down spigot w/Par 50 PSI wash down pump Smart Craft vessel view display 120 Volt water heater Windshield wiper/washer Overboard discharge for waste tank w/Shurflo pump Deck pump out for waste tank (3) Shurflo macerator pumps for wells Fireboy FE 241 fire system for mechanical space

Electrical Equipment

12 Volt DC system 120 Volt AC system (4) Group 31 Batteries in tray w/charging relays (5) Blue Sea Systems battery shutoff switches Bow thruster dedicated battery charger 8 KW Fischer Panda diesel generator w/20 gallon fuel tank w/11.7 hours Dual 30 amp shore power inlets Battery charger Isolation transformers (2) 50' 30 amp shore cords (4) Surface mount underwater LED lights (3) Electrical battery switches

Construction Features

Dead rise at transom 23.5 degrees Transom height 30" Transom angle 15 degrees Full flotation capacity Fuel burn graph available at most RPM's

Remarks

It will be hard to find a Center Console of this size range with more features packed into one boat! She has very low hours and will run over 40 knots, or cruise 375 miles at 28 knots.

Exclusions

While every effort was made to list all pertinent included equipment aboard VICTORY AT SEA, there are some personal belongings aboard. Prospective purchasers should assume any item not specifically mentioned herein will not convey at closing.

Exclusions

Owner's personal belongings.

Disclaimer

The Company offers the details of this vessel or yacht in good faith but cannot

guarantee or warrant the accuracy of this information nor warrant the condition of the vessel. A buyer should instruct his representatives, agents, or his surveyors, to investigate such details as the buyer desires validated. This vessel or yacht is offered subject to prior sale, price change, or withdrawal without notice.

PHOTOS

Double Berth



Fridge Drawer & TV




Microwave



Vessel Sink



Head



Dedicated Glassware



Cabin DC Panel



Cabin AC Panel Generator Start



Toe Eye



Stainless Steel Anchor



Windlass Detail



Lewmar Bow Thruster



Table Down with Cushion



Table Up



Bow Stereo & Table Actuator



Console Sun Pad



Windshield



Storage Under Sun Pad



Helm Seats



Leaning Post Position



Helm



Cockpit Freezer Drawer



Cockpit Refrigerator Drawer



Summer Kitchen with Grill & Cooktop



Cockpit Looking Forward



Fold Down Aft Seat



Swim Ladder Stows Under Seat Bottom







Table Stows in Mechanical Area Hatch




Cockpit Table




Dive Door Opens In



Aft Shower & Swim Ladder



Cockpit Electrical Panel



Folding Trolling Seats



Mechanical Space



Dual Ram Trim Tab



900 HP




Underwater Lights x 4



Transom



GA



CONTACTS

Andrey Shestakov, leading yacht broker of the sales department of Shestakov Yacht Sales Inc. Shestakov Yacht Sales Inc., the official representative of the Miami/Fort Lauderdale FL headquarters.

Contact details

Email: **andrey@shestakovyachtsales.com**

Web: shestakovyachtsales.com/en/

Telephones

USA: **+1(954)274-4435**

Office hours

Monday – Saturday: **9:00 - 21:00** EDT

Sunday: **closed**

Address



Harbour Towne Marina, 850 NE 3rd St, STE 213, Dania, FL 33004