

ISLAND GYPSY — HAMPTON



Builder: HAMPTON

Year Built: 2008

Model: Motor Yacht

Price: PRICE ON APPLICATION

Location: United States

LOA: 63' 0" (19.20m)

Beam: 18' 2" (5.54m)

Min Draft: 5' 0" (1.52m)

Cruise Speed: 20 Kts. (23 MPH)

Max Speed: 23 Kts. (26 MPH)

Our experienced yacht broker, Andrey Shestakov, will help you choose and buy a yacht that best suits your needs **Island Gypsy — HAMPTON** from **our catalogue**. Presently, at **Shestakov Yacht Sales Inc.**, we have a wide variety of yachts available on **our sale's list**. We also work in close contact with all the big **yacht manufacturers** from all over the world.

If you would like to buy a yacht **Island Gypsy — HAMPTON** or would like help answering any questions concerning purchasing, selling or chartering a yacht, please call **+1(954)274-4435**

TABLE OF CONTENTS

TABLE OF CONTENTS	2
SPECIFICATIONS	5
Overview	5
Basic Information	6
Dimensions	6
Speed, Capacities and Weight	6
Accommodations	6
Hull and Deck Information	6
Engine Information	7
DETAILED INFORMATION	8
Hull, Superstructure & Deck	8
Interior Finish	8
Salon	8
Galley	9
Pilothouse	9
Flybridge	10
Electronics	10
Master Stateroom / Master Head	11
VIP Stateroom / VIP/Day Head	11
Office / Guest Stateroom	12
Electical System	12
Engine Room	13
Aft Deck	14
General Features and Equipment	14
Additional Features	15
Exclusions	15
Exclusions	15
Disclaimer	15

PHOTOS	16
Aft Deck	16
Aft Deck	16
Salon	16
Salon	16
Salon	16
Salon	16
Wine Chiller	16
Pilothouse	16
Pilothouse Area	17
Pilothouse Area	17
Interior Access to bridge	17
Master Stateroom	18
Master Stateroom	18
Master Stateroom	18
VIP Stateroom	18
VIP Stateroom	18
Guest Stateroom / Office	18
Washer / Dryer access	18
Washer / Dryer	18
Steps to Staterooms	19
Breaker Panel	19
Breaker Panel	19
Starboard Side Deck	20
Starboard Side Deck	20
Battery selection Panel	20
Transom Storage	20
Engine Room	20
Engine Room	20

Engine Room	20
Anchor	21
CONTACTS	22
Contact details	22
Telephones	22
Office hours	22
Address	22

SPECIFICATIONS

Overview

As you enter this pilothouse motor yacht flush from the aft deck you will immediately notice the expansive salon. The salon as well as the entire boat has a rich Makore cherry interior finish with burl inlays through out. Forward in the salon is a 37" LCD TV built in and set between two beautiful lighted glass cabinets. A large "L" shaped settee is to starboard with a good size Hi/Lo coffee table and two free standing recliner chairs with ottomans and lamp table between to port. Forward on the port side is a wet bar and wine cooler. Two steps up you enter the pilothouse and galley. The galley is to starboard with all the features you would expect in your own home. There is a large granite counter with back splash. Storage abounds. The galley also has a granite floor to match the counter. Forward of the galley you have a dinette to port with a granite table top that seats 6 people. The pilothouse has a custom wood steering wheel with a top of the line Pompanette 4-way electric helm chair with a polished stainless steel base. The console has complete instrumentation with great visibility. There are three windshield wipers & washers, port and starboard aircraft style pilothouse doors, and access to the bridge from the pilothouse. To starboard in the pilothouse is a curved stairway leading to the staterooms. As you reach the bottom of the stairs to the left you enter the mid ship master stateroom. The master is quite spacious with master en suite head to port. Forward thru the companion way to port is an office/stateroom which includes desk chair and Pullman type berth. Opposite the office/stateroom to starboard is the day head. Forward is the VIP Stateroom with all the amenities one could ask for with private entrance to the head. The bridge, which is entered up a built in stairway from the pilothouse or from the aft deck is fully enclosed and climate controlled. There is plenty of seating with large table and built in settee, twin helm chairs, wet bar and refrigerator w/ ice maker. The console is large and is equipped with all the electronics and redundancies you expect on a Hampton. The aft deck on this Hampton is teak with teak steps to the swim platform that is also teak. There is a built in settee at the transom with a large table for outdoor dining, and a TV with sink and storage as well. Access to the engine room is through a hatch on the aft deck. On the transom is an extra large storage locker 8.5' wide. Full stand up engine room with plenty of room around the engines for easy access to all systems. Two generators, a 23 KW and a 13.5 KW as well. The lazarette has an enormous amount of room and is very easy to move around in with easy access to other systems.

Basic Information

Category: Motor Yacht

Sub Category: Pilothouse

Model Year: 2008

Year Built: 2008

Country: United States

Vessel Top: Hardtop

Fly Bridge: Yes

Dimensions

LOA: 63' 0" (19.20m)

Beam: 18' 2" (5.54m)

Min Draft: 5' 0" (1.52m)

Clearance: 20' 0" (6.10m)

Speed, Capacities and Weight

Cruise Speed: 20 Kts. (23 MPH)

Max Speed: 23 Kts. (26 MPH)

Displacement: 75000 Pounds

Water Capacity: 300 Gallons

Holding Tank: 100 Gallons

Fuel Capacity: 1500 Gallons

Accommodations

Total Cabins: 3

Total Berths: 4

Sleeps: 6

Total Heads: 2

Hull and Deck Information

Hull Material: Fiberglass

Deck Material: Fiberglass

Hull Configuration: Semi-Displacement **Hull Color:** Lilly White

Hull Finish: Fiberglass

Engine Information

Engines: 2

Manufacturer: Caterpillar

Model: C-15 ACERT

Engine Type: Inboard

Fuel Type: Diesel

DETAILED INFORMATION

Hull, Superstructure & Deck

- Hand-laid fiberglass hull molded in one piece
- Vinylester resin for first 3 layers of hull lay-up
- Hand-laid fiberglass deck, deckhouse, and flybridge cored with high strength Divinycell foam.
- Hull/deck joint through-bolted every 6", sealed with 3M 5200 sealant, and glassed over with 3 layers of fiberglass
- Longitudinal and transverse stringer system
- Molded F.R.P. rub rails capped with solid stainless steel trim rail
- Molded non-skid F.R.P. decks
- #316 grade stainless steel for mooring cleats, anchor roller, handrails, and stanchions
- Interior structural component all properly bonded to hull

Interior Finish

- Cherry wood (Makore) interior
- High gloss finish
- Burl wood inlay in selected areas
- Burl wood table top and counter top in selected areas
- Custom Carpet and pad throughout the yacht
- Removable padded soft vinyl headliners throughout
- Halogen lights throughout
- Rope lighting in selected areas
- Push/Release type latches for cabinets and drawers
- Hunter Douglas mini blinds in salon and galley

Salon

- Bose surround sound system
- 37" LCD TV (Satellite TV)
- 10-Disc CD stereo with speakers
- Starboard side L-settee with leather upholstery
- Starboard side Hi/Lo coffee table with burl inlay
- Port side two recliner chairs with ottomans and lamp table between
- Salon overhead decorative redwood burl ceiling treatment
- Stainless steel aft sliding door with screen
- Frame-less windows in salon

- Cabinet for entertainment system
- 2 beautiful glass display cabinets
- Wine Cooler
- Wet bar
- Custom carpet
- Halogen lights w/ dimmer switch

Galley

- Granite counter top and Granite floor
- large double sink
- GE Profile side by side refrigerator/freezer with water and ice dispenser in door
- GE Profile Electric 4 burner glass cook top
- GE Profile ADVANTIUM microwave / convection oven
- GE Profile Conventional Oven
- Trash compactor
- Fisher Pykle Dishwasher
- Grohe faucet
- Ample Storage
- Galley exhaust blower
- Overhead variable intensity halogen lights
- GFI outlets

Pilothouse

Island Gypsy is equipped with a remote control pad that controls engine speed, transmission, bow and stern thrusters, windlass control, and engine start/stop control. She has 3 plug-in ports. The aft deck, pilothouse, and bridge which allows you to work the remote anywhere on the boat.

- Stainless steel aircraft style pilothouse doors at port and starboard side
- Pomatette 4-way electric helm chair with polished stainless steel pedestal
- Electronic engine controls
- Back-up Electronic control system
- Plug-in for remote engine controls
- Hydraulic steering
- Frameless windows in pilothouse
- Hardwood floor that is carpeted
- Custom steering wheel
- Speakers for CD stereo system in pilothouse and flybridge
- Tank tender for water and fuel tanks
- Compass

- 3 windshield wipers with washers
- Complete engine instrumentation
- 4 camera monitors in pilothouse w/ four views
- Interior stairway with stainless steel hatch leading to flybridge
- Built in dinette settee
- Large dinette table with Granite top that seats 6
- Storage cabinets
- Pilothouse dimmer switch
- Electric front window blinds w/ remote control

Flybridge

- Hardtop with custom tinted full enclosure and 3 overhead hatches
- Low Profile hydraulic 1000LB Davit with power lift & power rotate
- F.R.P. molded helm console
- Stairway from aft deck to flybridge
- Complete engine instrumentation
- 2 camera monitors
- Hydraulic steering
- Electronic engine controls
- Stainless steel steering wheel
- U-Line refrigerator/ice maker combo
- Flybridge seating with storage under
- Flybridge wet bar with sink
- Flybridge F.R.P. table
- Plexiglass venturi with stainless steel frame
- Air horn
- Intercom

Electronics

- **Pilothouse & Flybridge**
- Garmin 5212 GPS color plotter on bridge
- (3)Raymarine E-120 12" Multifunction navigation display
- (2)Raymarine Raystar 125 GPS
- (1)Raymarine 4KW Antenna w/ pedestal 6' Array
- (4)VHF Radios (two in pilothouse, two on bridge)
- (2)Raymarine ST8002 plus pilot control
- (2)Raymarine ST60 graphic display
- Raymarine S100 Autopilot wireless remote
- Raymarine DSM300 digital sounder
- Airmar 235 DHZ TH smart depth/temp

- Seacas dual-band AIS receiver
- AIS antenna 4'
- Azimuth digital compass
- Dock-N-Talk cellular adapter
- Bluetooth module for Dock-N-talk
- Digital antenna cellular RF amplifier
- Digital 4' dual band cellular 9DB antenna
- KVH satellite TV
- Direct TV high definition box w/RF remote X2
- AM/FM/CD stereo

Master Stateroom / Master Head

- King size Master Berth
- Cedar lined hanging lockers w/ automatic lighting
- Decorative Rope Lighting
- Port lights with Shoji screens port & starboard
- 26" LCD TV with dedicated receiver for satellite HDTV / DVD / 12V AM/FM/CD stereo
- Overhead decorative redwood burl ceiling
- Reading lights
- Vanity with mirror & light
- Ample storage
- Halogen Lighting
- Custom Carpet
- **HEAD**
- Tecma toilet
- Stall Shower w/ seat
- Port Lights with Shoji screens
- Corian counter top and floor
- Grohe faucets for sink and shower
- Exhaust Fan
- Halogen lights
- GFI outlets

VIP Stateroom / VIP/Day Head

- Island Queen berth
- Port lights with Shoji screens port & starboard
- Cedar lined hanging locker w/ automatic light
- Decorative Rope Lighting
- 20" LCD TV / DVD / 12V AM/FM/CD stereo

- Vanity w/ mirror
- Halogen Lighting
- Reading lights
- **HEAD**
- Tecma Toilet
- Stall Shower
- Port Lights with Shoji screens
- Corian counter top and floor
- Grohe faucets for sink and shower
- Exhaust Fan
- Halogen lights
- GFI outlets

Office / Guest Stateroom

- Comfortable office setting with desk and chair
- 20" LCD TV / DVD / 12V AM/FM/CD stereo
- Pullman type over under bunks
- Large cedar lined closet w/ light
- GFI outlets
- Halogen lights
- Storage cabinet
- Port Lights
- Room for office equipment

Electical System

- Complete AC/DC breaker/distribution panel
- Kohler 23 KW/60 HZ generator with sound shield (648 HRS)
- Kohler 13 KW/60 HZ generator with sound shield (652 HRS)
- Inverter 4 KW with Link 1000 remote panel
- Newmar 50 Amp battery charger
- 2 Shore power ISO Boost transformers
- 2 Glendinning cablemasters with 75' of cord each at transom port & starboard.
Hatches to hide shore cords on swim platform
- 1 Port side shore cord connector forward
- 2 Starboard side shore cord connectors forward
- Starboard side cable TV, telephone connectors forward
- Battery selection switch
- Shore power selection switch
- Four 200 Amp heavy duty marine batteries for house and stern thruster
- Four 200 Amp heavy duty marine batteries w/boxes for engine starting

- Two 200 Amp heavy duty marine batteries w/box for windlass and bow thruster
- Two 120 Amp heavy duty marine batteries w/boxes for generators
- Quality AC and DC lighting throughout
- 120V outlets throughout
- Navigation lights
- Bonded electrical system
- Color coded wiring system
- AFI electric air horn

Engine Room

- Twin C-15 ACERT Caterpillar engines 850 HP each
- Air Conditioning unit
- Under water exhaust system with bypass to transom
- Dripless packing gland
- Engine room lead foam sound insulation
- Engine room bulkhead insulated with extra foam sound insulation
- Par engine room blowers
- Aquamet #22 stainless steel shafts and precision propellers
- Fiberglass exhaust mufflers
- F.R.P. water tanks
- Racor Dual 1000FG fuel filters for each engine
- S/S rudders and rudder posts
- F.R.P. fuel tanks
- Upgraded fuel tanks to 1500 gals.
- Color coded copper fuel lines
- Color coded copper water lines
- Color coded hydraulic fluid lines
- Pressured fresh water system
- Seacocks and sea strainers on engine raw water intakes
- Rule automatic bilge pumps
- One Whale Gusher hand bilge pump
- (2) 20 gallon water heater with heat exchanger
- F.R.P. diamond plate floors
- Holding tank with macerator pump plumbed for deck side or overboard discharge
- Engine room AC and DC lights
- Engine oil changing system
- Engine shut down
- Engine room fire extinguisher
- High water bilge alarm
- Work bench
- Fresh water outlet
- White PU painted bilge

Aft Deck

- Aft deck, steps to the swim platform, and swim platform all TEAK.
- Port Aft station controls with full engine control, Engine start/stop buttons, Bow and Stern thruster controls, Windlass control with on/off switch.
- Starboard control station with complete engine control,
- Bow and Stern Thrusters, electric hatch switch for engine/lazette area, switch for Underwater lights, Plug-in for remote control
- 20" LCD TV
- Sink
- Storage cabinet
- Built-in settee at transom
- CUSTOM teak table
- Boarding ladder compartment
- Port & Starboard boarding gates
- Port & Starboard steps to swim platform with gates
- Storage lockers port and starboard for dock lines
- Custom Hoop rails on swim platform
- Large storage cabinet in transom 8.5'L X 3.0'D X 3.5'H (spare props stored inside)
- Built-in swim ladder in swim platform

General Features and Equipment

- Side Power 15 HP Bow thruster and 15 HP Stern thruster with 4 station control plus remote
- Water-chilled reverse cycle air conditioning with 96K BTU and 9 air handlers
- Glendinning electronic controls **PLUS** back up control system
- Back up raw water pump for A/C system
- Maxwell VWC 3500 lbs windlass with 4 station controls
- 80 lbs C.Q.R. anchor and 275' anchor chain
- #316L grade stainless steel for mooring cleats, chocks, anchor roller, handrails, and stanchions
- 2 X Glendinning cable master w/75' of cable
- Bosch Washer and separate Bosch Dryer
- Central vacuum system
- Pre-plumbed for a watermaker
- Six station intercom system
- Trim tabs
- Deck wash down at forward, flybridge and aft decks (dual, fresh & sea water)
- Dockside water pressure connection
- TV, phone, and water inlets
- Stainless steel portholes

Additional Features

- Engine/Thuster/Windlass remote control with 3 plug-in-stations for for operation anywhere on boat
- Port cockpit electronic control station added in addition to starboard cockpit station
- Start/Stop engine buttons on port aft station
- Windlass controls on Aft Station (4 stations)
- 2nd ACR spotlight and 3 underwater LED lights
- Spare parts inventory and set of spare propellers
- All intake screens removed and cleaned Dec. 2011
- Complete stabilizer servicing - Dec.2011
- All underwater medal painted with "e-prop" - Dec. 2011
- Hull & Superstructure Waxed, - April 2015
- New house batteries installed - Aug. 2011

Exclusions

- Personal Items
- Bedding - owner shall replace with bedding that came with the boat.
- bar stools in galley

Exclusions


Owner's personal belongings.

Disclaimer


The Company offers the details of this vessel or yacht in good faith but cannot guarantee or warrant the accuracy of this information nor warrant the condition of the vessel. A buyer should instruct his representatives, agents, or his surveyors, to investigate such details as the buyer desires validated. This vessel or yacht is offered subject to prior sale, price change, or withdrawal without notice.

PHOTOS


Aft Deck




Aft Deck




Salon




Salon




Salon




Salon



Wine Chiller



Pilothouse







Pilothouse Area



Pilothouse Area



Interior Access to bridge



Master Stateroom



Master Stateroom



Master Stateroom



VIP Stateroom




VIP Stateroom




Guest Stateroom / Office




Washer / Dryer access



Washer / Dryer









Steps to Staterooms




Breaker Panel




Breaker Panel




Starboard Side Deck




Starboard Side Deck




Battery selection Panel




Transom Storage




Engine Room




Engine Room



Engine Room



Anchor



CONTACTS

Andrey Shestakov, leading yacht broker of the sales department of Shestakov Yacht Sales Inc. Shestakov Yacht Sales Inc., the official representative of the Miami/Fort Lauderdale FL headquarters.

Contact details

Email: **andrey@shestakovyachtsales.com**

Web: shestakovyachtsales.com/en/

Telephones

USA: **+1(954)274-4435**

Office hours

Monday – Saturday: **9:00 - 21:00** EDT

Sunday: **closed**

Address



Harbour Towne Marina, 850 NE 3rd St, STE 213, Dania, FL 33004