

KK'S CHOICE — INTREPID



Builder: INTREPID

LOA: 41' 2" (12.55m)

Year Built: 2015

Beam: 12' 7" (3.84m)

Model: Cruiser

Min Draft: 2' 6" (0.76m)

Price: PRICE ON APPLICATION

Location: United States

Our experienced yacht broker, Andrey Shestakov, will help you choose and buy a yacht that best suits your needs **KK's Choice — INTREPID** from **our catalogue**. Presently, at **Shestakov Yacht Sales Inc.**, we have a wide variety of yachts available on **our sale's list**. We also work in close contact with all the big **yacht manufacturers** from all over the world.

If you would like to buy a yacht **KK's Choice — INTREPID** or would like help answering any questions concerning purchasing, selling or chartering a yacht, please call **+1(954)274-4435**

TABLE OF CONTENTS

TABLE OF CONTENTS	2
SPECIFICATIONS	4
Overview	4
Basic Information	4
Dimensions	4
Speed, Capacities and Weight	4
Accommodations	4
Hull and Deck Information	5
Engine Information	5
DETAILED INFORMATION	6
OVERVIEW	6
Construction	6
Pilothouse	6
Cockpit/Aft deck	7
Exterior Equipment	7
Cabin	8
Head/Shower	9
Galley	9
Electronics	10
Electrical Equipment	10
Mechanical Equipment	11
Exclusions	11
Disclaimer	11
PHOTOS	13
Salon, Dinette, & Berth	13
Galley, Dinette, & Berth	13
Berth	13
Dinette & Galley	13

Berth	13
Head	13
Head	13
Dinette	13
Converted dinette to extra berth	14
Galley	14
Helm Station	14
Helm Station	14
Helm Station	14
Helm & Co-pilot	14
Hem Station	14
Cockpit	14
Bow	15
Bow	15
3x Yamaha FD-350 (160hrs) Warranty until 8/2020	15
Aft deck	15
3x Yamaha FD-350 (160hrs) Warranty until 8/2020	15
Starboard Profile	15
Starboard Profile	15
Port Profile	15
Port Profile	16
Port Profile	16
Starboard Profile	16
CONTACTS	17
Contact details	17
Telephones	17
Office hours	17
Address	17

SPECIFICATIONS

Overview

The best priced Intrepid 410 Evolution available today loaded with equipment. *KK'S CHOICE* carries triple Yamaha 350's, bow and stern thrusters, **SeaKeeper Gyro stabilizer**, Air Conditioning throughout, upgraded JL Audio system and much more. Owned by an experienced yacht owner this Intrepid 410 is a must see for someone looking to purchase a better than new Intrepid.

KK'S CHOICE spends its time in East Fort Lauderdale, Florida. However, she is set up for easy road transport. Please inquire for more details.

Basic Information

Category: Cruiser

Sub Category: Express

Model Year: 2016

Year Built: 2015

Country: United States

Dimensions

LOA: 41' 2" (12.55m)

Beam: 12' 7" (3.84m)

Min Draft: 2' 6" (0.76m)

Clearance: 11' 0" (3.35m)

Speed, Capacities and Weight

Displacement: 24000 Pounds

Accommodations

Total Cabins: 1

Total Berths: 2

Sleeps: 4

Total Heads: 1

Hull and Deck Information

Hull Material: Fiberglass

Engine Information

Engines: 3

Manufacturer: Yamaha

Model: F350 NCB

Engine Type: Outboard

Fuel Type: Gas

DETAILED INFORMATION

OVERVIEW

Wherever you look, luxurious accommodations and inspired technology are on full display aboard the 410 Evolution *KK'S CHOICE*. While comfort is at the forefront of the design, so too is the power, stability, and maneuverability with its revolutionary step hull design. And because it houses triple outboard engines, Intrepid didn't sacrifice any cockpit space for performance. You'll quickly realize how much sportier and far more nimble the 410 is than boats with the underwater running gear of this caliber. True craftsmanship is evident throughout every inch of its 41-foot frame.

Notable features include bow and stern thrusters installed with remote control, **Sea Keeper Gyro stabilizer**, generator with A/C below deck and in pilothouse, underwater lights, multiple chart plotter displays with radar, SureShade retractable sun awning, upgraded upholstery package and much more outlined in specifications.

Construction

- 316 stainless fasteners throughout
- Composite fiberglass stringer system
- Fully integrated hull/motor well bracket
- Hand-laid hull w/non-woven multi-directional reinforcements and vacuum bagged coring
- Hi-flex gel-coat
- High gloss white urethane painted bilges
- Resin infused liner and deck modules

Pilothouse

- Bridge deck Infinity flooring woven vinyl
- Compass
- Electronics console, at helm
- Electronics console, companion port side
- Helm Seat double, three-way electronic control and adjustable bolster and reversible backrest.
- Premium leather package
- JL Audio Speakers
- Light, courtesy two PC
- Lighting, hardtop, 12 volts, LED
- Lighting, Red overhead night lighting

- Outlets, 1 x 2 gang GFCI
- Outlets, 2 x USB at helm console
- Settee L-shaped (port side) with custom adjustable co-pilot seat fwd
- Settee, L-shaped (starboard)
- Steering wheel, stainless steel
- Sunroof (electric)
- Eisenglass enclosure
- Port and starboard sliding windows

Cockpit/Aft deck

- Cockpit hatches guttered, gasket, "T" Handle Dogs and stainless steel gas springs
- Cockpit refrigerator
- Cockpit Icemaker
- Retractable SureShade from the hardtop
- Cockpit Aft Deck "L" shaped settee with additional courtesy light
- Baitwell in cockpit sole with 12V circulation pump and insulation
- Seacocks remote operated 12V for bait well
- Courtesy lights, 12 volt, LED three step lights two under gunnels
- Dockside fresh water Inlet
- Fresh water wash down outlet
- Insulated storage box aft
- Integrated starboard hull side access door w/fold out ladder system (dive door)
- Scuppers
- Sea water wash down outlet
- Self-bailing cockpit
- Shore power Inlet (stainless steel)
- Transom shower with retractable hose, hot/cold
- JL Audio Speakers
- Canvas covers

Exterior Equipment

- Hullside painted in Metallic Imron
- Engine painted in Imron
- Boot stripe painted Imron
- Heavy duty bow rail
- Anchor chain locker, self-draining/hidden cleat
- Anchor chute w/stainless steel chafe plates and anchor roller
- Anodized aluminum bow rail
- Boarding ladder on swim platform
- Bow eye

- Cleats, bow, spring and stern
- Deck fills (diesel, gas, water and waste pump out)
- Heavy-duty white rub rail
- Mast, navigation lights
- Non-skid deck and gunwales
- Skylight hatches in cabin
- Sun pad w/integrated cup holders
- Swim platforms port and starboard
- Transom shower hot & cold
- Fresh water washdown for anchor locker
- Windlass 12v, vertical, low profile, chain/rode, w/handheld remote
- Windshield (with wiper system) for (3) sided enclosed bridge deck w/opening side windows
- X2 LED spread lights on Aft and top
- Intrepid custom fender clips
- Aft electric sunshade
- Triple engine flush system
- Multi-color underwater lights
- Baitwell in cockpit sole with 12V circulation pump and insulation
- Cockpit Aft Deck "L" shape settee with one additional courtesy light

Cabin

As the multiple skylights and windows illuminate the 410's luxurious cabin and rich wood accents, you will quickly realize obvious comforts. Like a queen berth mattress, custom u-shaped settee, multiple accents, reading and courtesy lights. There is also a stainless steel refrigerator/freezer, electric cooktop, and microwave with wood veneered cabinetry throughout. But upon closer inspection, you will uncover more impressive details such as an electronic dinette with a wooden surface that lowers to create an additional berth. Consider the bar for luxury officially raised.

- Custom "U" shaped settee
- Dinette Table hi-lo electric, with solid wood surface with filler cushion to create additional berth
- Drawers, wood faced with stainless steel drawer slides
- Hanging locker with Automatic light 12 volts LED
- Hardware, stainless steel, and chrome
- Headlining, soft panels
- Lighting, accent 12 volt LED
- Lighting, courtesy 12 volt LED
- Lighting, overhead, 12 volts, LED w/dimmers
- Lights, reading at berths 12 volts LED
- Outlets, AC 3 double outlets ELCI protected

- Queen Berth Forward with custom deluxe innerspring mattress
- Skylight Hatches (2) opening
- Skylights (2) fixed
- Sole, access hatches
- Sole, Hardwood
- Steps with hardwood treads
- Window shades, cabin
- Wood veneered cabinetry
- Smart HD TV
- Bose Surround sound system

Head/Shower

- Blinds
- Electric Head w/fresh water supply
- Exhaust fan
- Faucet single lever
- Outlets, AC 1 double outlets ELCI protected
- Shower stall with acrylic door
- Skylights (1) fixed
- Sole tile and fiberglass finish
- Toilet Paper holder behind locker door
- Towel bar
- Vanity counter solid surface with vessel sink
- Vanity mirror

Galley

- Blinds
- Electric Head w/fresh water supply
- Exhaust fan
- Faucet single lever
- Outlets, AC 1 double outlets ELCI protected
- Shower stall with acrylic door
- Skylights (1) fixed
- Sole tile and fiberglass finish
- Toilet Paper holder behind locker door
- Towel bar
- Vanity counter solid surface with vessel sink
- Vanity mirror

Electronics

- Garmin 424 XHD 4' Open Array Radar
- Garmin GPS Antenna
- X2 Garmin 8215 15" Color Touch Screen Display
- Garmin High-Performance Autopilot
- KVH TV5 Sat TV Antenna with US LNB + Custom pedestal for easy removal
- KVH TV5 Sat Dummy Dome with Custom pedestal for easy transport removal
- 32" TV in pilothouse with removal base
- Garmin 200 VHF Radio
- 8" VHF Antenna
- Hailer Horn
- Sat TV Receivers
- Spot Trac Tracking System
- CableMaster Glendinning
- EPIRB
- Bow Thruster controls
- Stern Thruster controls
- Electric throttles
- Trim Tabs
- Sea keeper Gyro Stabilizer Display

Electrical Equipment

Electronic sunroof. Sea Keeper Gyro Stabilizer, Air Conditioning throughout, Three-way electronic control helm seat and bow and stern thrusters. There is not an option missed!

- AC/DC Distribution system, 12 volts, 120 /240 volts 60/50 Hz with digital meters
- Air-conditioning, cabin, reverse cycle, with digital control
- 8KW Panda Generator with sound shield
- 50 Amp shore power cord
- Electric in and out Glendinning Cablemaster
- Alarms, high bilge water
- Batteries, AGM glass mat, with boxes, lids and straps, 3 x GP 31 for Engines, 1 x GP 31 for house
- Battery charging system
- Battery switches emergency paralleling
- Battery switches remote operated
- Bilge lights, center aft compartment LED
- Bilge Pumps 4 x 12 volt automatic
- Bonding system
- Carbon monoxide detector

- Exhaust fan, generator compartment 12 volt
- Exhaust fan, shower compartment 12 volt
- Fresh water pump 12-volt pump
- Galvanic Isolator
- Gray water pump 12 volt
- Holding tank, direct overboard discharge for toilet with Y-valve
- Indicator light, reverse polarity
- Mechanical room lights 12 volt
- Navigation lights, 12 volt
- Raw water wash down pump 12 volts
- Shore power inlet, aft, AC, 50 AMP 120/240 volt/ 60 Hz
- Tank gauges for gasoline, diesel, water and waste
- Trim tabs 12-volt dual pump BXT series with auto retract
- Water heater (11 Gallon), 240 volt
- Windshield wipers, 12 volts with speed control auto park and washer
- Wiring, marine-grade tin-plated copper
- Aft deck Electric sunroof

Mechanical Equipment

- (8kw) Compact diesel generator with sound shield
- Custom rack designed for the generator to easily move and service gyro beneath
- Aluminum fuel tanks with level senders
- Bronze thru-hulls with seacocks below waterline
- Fire suppression system in mechanical room w/automatic generator shut down
- Gas/water separator on generator exhaust system
- Power assisted hydraulic steering w/tilt helm
- Automatic sea cock
- Waste/holding tank odor proof polyethylene w/level sender and Tornado flush fitting
- Polyethylene water tank

Exclusions

Owner's personal belongings.


Disclaimer

The Company offers the details of this vessel or yacht in good faith but cannot guarantee or warrant the accuracy of this information nor warrant the condition of the vessel. A buyer should instruct his representatives, agents, or his surveyors, to investigate such details as the buyer desires validated. This vessel or yacht is offered

subject to prior sale, price change, or withdrawal without notice.

PHOTOS

Salon, Dinette, & Berth



Galley, Dinette, & Berth




Berth



Dinette & Galley



Berth



Head



Head



Dinette



Converted dinette to extra berth



Galley



Helm Station



Helm Station



Helm Station



Helm & Co-pilot



Hem Station



Cockpit




Bow




Bow




Aft deck




3x Yamaha FD-350 (160hrs) Warranty until 8/2020




3x Yamaha FD-350 (160hrs) Warranty until 8/2020



Starboard Profile



Starboard Profile



Port Profile




Port Profile



Port Profile



Starboard Profile



CONTACTS

Andrey Shestakov, leading yacht broker of the sales department of Shestakov Yacht Sales Inc. Shestakov Yacht Sales Inc., the official representative of the Miami/Fort Lauderdale FL headquarters.

Contact details

Email: **andrey@shestakovyachtsales.com**

Web: shestakovyachtsales.com/en/

Telephones

USA: **+1(954)274-4435**

Office hours

Monday – Saturday: **9:00 - 21:00** EDT

Sunday: **closed**

Address



Harbour Towne Marina, 850 NE 3rd St, STE 213, Dania, FL 33004