

AUTUMN — OUTER REEF YACHTS



Судостроитель:
OUTER REEF YACHTS

Год постройки: 2009

Модель: Моторная яхта

Цена: ЦЕНА ЯХТЫ ПО ЗАПРОСУ

Местонахождение: United States

Длина общая: 65' 4" (19.91m)

Ширина: 18' 6" (5.64m)

Макс. осадка: 5' 0" (1.52m)

Купить **AUTUMN — OUTER REEF YACHTS** а также выбрать подходящую вам яхту из нашего **каталога яхт** вам поможет опытный яхтенный брокер Андрей Шестаков. На сегодняшний день компания **Shestakov Yacht Sales Inc.** имеет большое количество яхт в **собственном списке продаж**, а также тесно сотрудничает со всеми крупными **яхтенными производителями** по всему миру.

Для того чтобы купить яхту **AUTUMN — OUTER REEF YACHTS** а также проконсультироваться по любому вопросу связанному с покупкой, продажей, чартером яхт позвоните по телефону **+7(918)465-66-44**.

ОГЛАВЛЕНИЕ

ОГЛАВЛЕНИЕ	2
ХАРАКТЕРИСТИКИ	3
Обзор	3
Основная информация	13
Размеры	13
Скорость, вместимость и масса	14
Размещение	14
Корпус и палуба	14
Информация о двигателе	14
ФОТОГРАФИИ	15
КОНТАКТЫ	20
Контактная информация	20
Телефоны	20
Время работы	20
Адрес	20

ХАРАКТЕРИСТИКИ

Обзор

AUTUMN was originally built for a very knowledgeable couple with 30+ years of cruising experience on many different yachts. The heavy duty John Deere diesel engines were specifically ordered because of their robust construction, low maintenance cost, reliability, fuel economy and power load produced (torque). These John Deere engine series in this 65' Outer Reef require substantially less maintenance than the Caterpillar series in sister ships. The lazarette was designed with many custom storage features for spare parts, work bench, tools, cleaning supplies and general storage areas for other items like bikes, extra-large fenders, etc. AUTUMN is the ideal cruising yacht for a couple, family and guests. This yacht has had an excellent maintenance history and is mechanically ready for an extended cruise.

AUTUMN is a turn key yacht ready to go. All of the critical systems are designed with redundancy in mind - generators are identical, two fuel transfer pumps, backup hydraulic cooling pumps, helm electronics, davit remotes, two fresh water pumps and more.

WALKTHROUGH

This 2009 Outer Reef 65 was built with the maximum volume available in a 65 ft. yacht. She has dual staircases from her extended swim platform which lead to a fully covered aft deck. The aft deck has built-in seating with storage below along with additional storage areas on the port and starboard sides. There is a wet bar with a built-in fridge and ice maker. A ladder to starboard gives access to the flybridge. Wing doors port and starboard and a new full screen enclosure add privacy and comfort to the aft deck. The main salon is entered through double doors from the aft deck. This is a very spacious area with seating to port and starboard and a large built in flat screen TV forward. There are numerous built-in cabinets and storage areas as well. A custom hi-lo teak table converts from coffee table to a full-height dining table with opening leaves. Beautiful upgraded cherry interior throughout. Forward and up 2 steps is the galley. The galley has upgraded appliances and voluminous, full height pantries. Counters and backsplashes were also upgraded to granite. The pilothouse has a large, comfortable L-shaped settee and table, an upgraded Stidd helm chair and port and starboard opening doors. The $\frac{3}{4}$ beam helm console is home to an extensive, state-of-the-art electronics package. There are two staircases from the pilothouse, both on the starboard side, one leading to the flybridge, and the other to the owner and guest staterooms below. The VIP stateroom has a queen berth with spacious drawer storage below. There are twin hanging lockers. The private ensuite head and shower has upgraded granite counters. Access to this stateroom head can also be made from the

hallway joining the staterooms. Moving aft, the second guest stateroom is to port with an athwartship queen berth and additional single berth above, a hanging locker and cabinet storage. This stateroom also has an ensuite head with shower. Opposite the port guest stateroom is a full-size washer and dryer and storage lockers. The Master suite is amidships with king berth, walk-in hanging locker forward as well as a second large hanging locker, full-height drawers and cabinets. Opposite the end of the berth is a dresser with storage above and a flat screen TV. The master head is to port with granite counter tops and an oversized shower with built-in seating. A center door located on the aft bulkhead leads to a watertight door with a viewing port. This is the forward access to the engine room. The six-foot-plus headroom and ease of access to all systems makes engine room movement hassle free. In addition to the twin John Deere engines, there are 2 generators, a watermaker, hydraulics and A/C systems. Aft of the engine room is the another watertight door and second teak door to a workshop and storage area. Moving all the way aft is the the watertight transom door opening to the extended swim platform. The flybridge may be the largest flybridge of any 65' series produced with a full-width hardtop. The flybridge helm features many repeater electronics and 2 upgraded Stidd helm chairs. There are built-in settees w/adjustable tables to port and starboard, a BBQ, fridge/icemaker, sink, and built-in deck box. The boat deck, which is aft of the seating, holds a 15' Novurania wide body tender. The upgraded crane with extended hydraulic arm is designed to launch the tender either to the starboard side or aft to the swim platform. The Outer Reef 650 series has full covered walk-around decks and a Portuguese bridge forward with an opening gate door to the fore deck. There is built-in seating just forward that has been custom-extended to a lounge. Furthest forward is the vertical windlass with a 55 kilo Rocna and 300 foot of 3/8 chain.

CONSTRUCTION

- Hand laid-up solid FRP hull, with Divinycell PVC core sandwich construction above water line
- Vinylester barrier lamination for osmosis protection
- Solid laminate, commensurate for hull size, made in female molds
- Simulated planked hull
- Gel coated finish above waterline
- Boat construction from 3 major molds
- All deck and hull area hardware attachments are finished with solid lamination-no coring
- Two (2) coats of black antifouling paint over (5) coats of epoxy primer below waterline
- Full length Keel extends below running gear
- CE-approved stainless steel portlights
- Full length longitudinal engine stringers and athwartship stringers
- Windows with 3/8" tempered glass in salon, 1/2" tempered in pilothouse

- Integrally molded rub rails with stainless steel capping
- Bilge area finished smooth and coated with bright white epoxy paint
- Built-in swim platform with stainless steel swim ladder and rails
- Quiet Roll™ integrated spray rail system
- Wheelhouse® Marine Maintenance System

ENGINES AND MECHANICAL

- Twin John Deeres, Model 6081 AFM 375HP, 2400RPM with underwater exhaust system W/bypass and FRP mufflers (2340 hours)
- Twin ZF 360A transmissions with upgrade PTO (2) for hydraulic system
- Two (2) Racor 75/1000 max dual fuel filters for main engines
- Evolution anti-vibration system with soft engine mounts
- Northern Lights Generators (2) 16kw - Exhaust uplift water system (P-2401 hours, S-2343 hours)
- Two (2) Racor 75/1000 max single fuel filters for generators
- John Deere Helm HF 1000 display (2) in pilothouse and flybridge
- ABT TRAC integrated hydraulic system with stabilized 7.5 sq/ft fins - just completed major service
- 25 HP hydraulic bow & stern thrusters and vertical Maxwell windlass with band break
- Thruster proportional controls with two stations mounted at PH and FB
- Factory installed Leece-Neville 140 Amp 24v cruising alternator
- Balmar MC-624 Multistage external regulator w/temp sensors on alternator and house battery bank - new battery charger
- Cruisair tempered water air conditioning; 230v, 84,000 BTU, 7 zones air handlers, 4 heating modules ; engine room, master stateroom and salon (2) SmartStart Soft Starter for each compressor and remote panel mounted in PH
- ESI 1000 CFS 1000FRE-RE, 115vac Modular Fuel and transfer polishing system with high capacity flow rate. Filters to a 2-micron particulate separation of 99.95% of free and emulsified water
- Fuel transfer pump Groco 24v
- Four (4) automatic bilge pumps 24v DC and emergency bilge suction on engine
- Fire system and bilge high-water alarm system with warning panel
- Fresh water hose bibb
- Four (4) 24v DC blowers
- 316 stainless steel safety rails around engines
- Two watertight bulkheads
- Watertight aluminum engine room doors with sight windows
- Air Conditioned Engine Room and Lazarette
- Oil change pump for main engines, generators and transmissions.
- Ball-valve bronze seacocks on all through-hulls below waterline
- Sea chests (2)

- Copper bonding system to all underwater fittings with zinc anodes
- Rigid fresh water pipes and color coded copper fuel lines
- Accessible wiring raceway throughout
- Three (3) aluminum fuel tanks with a total capacity of 2,000 US gallons (7571 lts)
- Lexan sight gauges on all tanks
- Inspection and cleaning ports on all tanks
- Emergency tiller lock mechanism
- Stainless steel prop shafts (2) and (2) Nibral propellers with spare props (2)
- Stainless steel rudders with bearings
- Stainless steel struts with bearings
- Tides packless shaft seals for each shaft
- Two (2) prop shaft brushes
- Fiberglass drip pans under engines
- Hull finished with white gloss polyurethane paint
- Four (4) LED overhead lights with two (2) two-way switches
- Two (2) 110v AC GFI outlets
- Glendenning handheld remote engine controls with bow and stern thrusters. (3)
Receptacles: Aft deck, Portuguese Bridge and Flybridge
- Teleflex hydraulic steering system for dual stations
- Custom workshop and storage in Lazarette with work bench, basin and shelves
stainless steel storage with white coated perforated alum/plywood on walls and
overhead ceiling
- Craftsman 14 drawer tool cart in lazarette
- Ridgid oil free twin stacked 4.5g air compressor for horn and spare
- Portholes aft with deadlight covers
- Forward bilge blower
- Chest freezer in lazarette
- Numerous replacement parts, supplies and equipment
- Acoustically insulated engine room, lined with sound absorbing material
- Edura coin dot flooring in engine room
- Fireboy fire suppression system including both intake and outlet air shutdown
system with aluminum louvers.
- Stainless steel safety rails in engine room
- Watertight aluminum engine room doors with sight windows
- Yacht controller remote includes anchor, with a Glendenning remote for backup
- Spare fortress anchor with 200 foot of rode
- Custom made snubber line

ELECTRICAL SYSTEM

- Main electric distribution panel with gauges and circuit breakers for 230/115v ac
and 24/12v dc system (ac panel can be used with either 50 amps or 100 amps)
- Accessible wiring raceway throughout

- Factory installed John Deere 24v 140 AMP cruising alternator for house battery bank, produces 65-70 AMPS at 1500 RPMS
- Inverter - Trace 4kw (24v dc to 115v ac)
- Xantrex LinkPro house battery monitor mounted in pilothouse
- Charles isolating and boost, transformers (2)
- Batteries in FRP boxes - all new in 2016:
 - Two (2) engine banks w/two (2) AGM 8d-225ah batteries for each bank. A total of 4
 - Four (4) house banks w/ two (2) AGM 8d-225ah batteries for each bank. A total of 8, (1020ah at 24v)
 - Two (2) generator banks w/one (1) AGM 30h-200ah battery each. A total of 4
- Battery chargers - one (1) 24v and one (1) 12v - new in 2016
- Blower in forward bilge
- Blowers in engine room - two (2) 115v ac and two (2) 24v dc
- Blowers for head ventilation - three (3) 24v dc
- Converter - 24v dc to 12v dc
- Compasses - Two (2) Danforth 5" magnetic
- Copper bonding system to all underwater fittings with zinc anodes
- Electrical outlets - 115v AC throughout, GF outlets for heads, galley and exterior
- Engine battery interconnection system.
- Glendinning 50 amp cablemaster w/75' of cable on transom w/ additional 50 amp shore power inlet
- Two (2) additional 50 amp shore power cords
- Two (2) shore power receptacles on the bow with selector switches
- Inlet for TV/cable, phone on transom
- Kahlenburg D-OA triple trumpet air horn
- Lights - 24v dc chart light
- Lights - 24v dc courtesy/step lights throughout and automatic in wardrobe.
- Lights - 24v dc overhead halogen fixtures throughout.
- Lights - 24v dc rope style valance at salon and staterooms.
- Lights - Aqua Signal navigation set of five (5)
- Shoreline power transfer rotary switches
- Windshield wipers - three (3) "Exalto" dual speed self-parking w/wash down system

PLUMBING AND TANKAGE

- FCI MAX Q 1200 gal/ day modular water maker with auto flush panel and additional control panel in pilothouse
- 3M whole boat water filter
- Sterilight ultraviolet water sterilizer
- Mach 5 Headhunter fresh water pump 115v
- Backup Headhunter Fresh water pump, X-Caliber 24V

- Water heater w/heat exchanger, 115v ac 20 gallons
- Bilge pumps - four (4) automatic 24v dc, emergency bilge suction on engine and manual
- Cleanout and sight gauge for tanks
- Faucets - Grohe single level mixing taps for sinks at galley, head and shower
- Fresh water faucet in engine room
- Fuel manifold system stainless steel (supply & return)
- Rigid fresh water pipes and color coed copper fuel lines
- Shore water inlet on transom
- Shower sump pumps automatic 24v dc - two (2)
- Tank gauge for fuel and water tanks
- Tankage - Fuel tanks three (3) total capacity 2000 gallons, aluminum (7571 lts)
- Tankage - Holding tank capacity: 100 gallons FRP with macerator pump (757 lts)
- Tankage - Water tank capacity: 400 gallons - Stainless steel(1514 lts)
- Inspection and cleaning ports on all tanks
- Lexan sight gauges on all tanks
- Toilets - Four (4) Tecma electric marine with y-valves and sanitary hose for all discharge plumbing, 3 white, 1 almond (Master head)
- Transom shower in recessed box w/ hot & cold supply
- Wash down outlets fresh water on fore deck, aft deck and flybridge
- Wash down salt water pump w/ outlet on foredeck

EXTERIOR AND DECK EQUIPMENT

- UMT 2000 lb davit - new in 2015
- 15' Novurania wide body tender with 90hp ETEC, customized by Birdsall Marine including ski tow tower, rod holders, cup holders, ladder storage, Garmin GPS, VHF radio, a fresh water tank and shower and screened storage under seat
- Tender has a stainless tow bridle and Spectra tow line plus a 100' custom made tow harness for towing behind AUTUMN when needed
- Marquipt boarding stairs with 4 mounts on aft, PH, port and stbd
- Certified Givens 6 man raft and cradle on boat deck, set for auto-deployment, stowed on boat deck
- Global ACR EPIRB CAT I, with a continuous cable link to navigation system, mounted boat deck
- Maxwell VCW 4000 hydraulic windlass with Band Brake with footpads and wired control
- Cleat on stbd side of windlass for chain tensioner
- Maxwell 500C chain counter (2) mounted lower helm and flybridge
- Teak on aft deck and swim platform
- Wet Bar on aft deck
- Aft deck bench seat with storage beneath, FRP
- Aft deck teak table with table slides

- Anchor - 121 lb Rocna anchor with spare 112 CQR w/ 300 feet 3/8" ht chain.
- Anchor chute/roller - single stainless steel at bow.
- SS breast plate on bow
- Bottom: two (2) coats of black antifouling paint over five (5) coats of epoxy primer
- Deck: white gelcoat with custom Chevy Grey (awlgrip) non-skid.
- Exterior lighting, Cantalupi model # "Luisella 155/20 STAINLESS STEEL
- Gate doors at fore, side and aft deck, FRP
- Handrail - stainless steel on top of bulwark on port side, stbd side and Portuguese bridge
- Hatch - framed plexi-glass on fore deck
- Hatch- stainless steel framed from aft deck to boat deck
- Hatches - flush FRP over chain locker
- Hawser holes - w/(8) stainless steel cleats
- Watertight doors on both sides of pilothouse and transom - FRP
- Portlights - stainless steel framed tempered glass with screens
- Safety package: U.S. coast guard safety package included
- Searchlight - ACR model #100D (24v dc) with dual station controls
- Stainless steel railings on main deck
- Stairway built-in to port and stbd side from aft to swim platform
- Sunbrella ® furniture fabric for aft deck and Portuguese bridge seating areas
- Swim ladder on platform is stainless steel and removable
- U-rails 1 1/2" removable stainless steel on swim platform
- Aft deck custom screen enclosure
- Custom cover for aft deck table
- U-Line Icemaker and refrigerator, aft deck and flybridge
- Wing doors on aft deck
- Kahlenburg Triple Trumpet Horn
- Two aft facing working lights on hardtop
- Rod holders, outboard aft (4)
- Custom leather fender hooks
- Aere Inflatable fenders
- EarTech Simultalk wireless 24G Duplex wireless headsets with hands-free headsets
- Two (2) Tuuci umbrellas with removable stands
- Permaguard exterior treatments
- Two (2) Jackson fishing kayaks mounted on custom racks with covers
- Two (2) surtec paddle boards mounted on custom racks with covers
- Wake skate with tow line/handle
- All snorkel gear including professional grade spear fishing equipment and wet suits
- Custom made outdoor shower attachment on swim platform

FLYBRIDGE

- Cabinets for wash basin, icemaker & BBQ grill behind seats
- Exclusive Deluxbridge™, full beam width all the way fwd. above the pilothouse.
- Hard top over flybridge
- Flybridge Stidd (2) helm seats upgraded to model 500NX, Slimline low back helm w/ultra leather deluxe chrome base
- Alfresco 3 grill with smoker - new in 2015
- Two (2) 20lb LPG tanks with regulator hoses and solenoid control panel for BBQ grill and four (4) tanks mounted under settee
- Granite counter tabletops
- Table slides on aft deck and flybridge
- Flybridge custom canvas/EZ2CY enclosure - new in 2014
- Canvas for (2) helm seats, BBQ, windlass, Portuguese seating, flybridge seating and aft deck table
- Textaline covers for pilothouse windows
- Instrument console molded FRP
- Radar arch FRP
- Safety rails - stainless steel on flybridge/boat deck
- Sliding hatch and stairs down to pilothouse
- Steering wheel stainless steel Destroyer type
- Sunbrella® furniture fabric for flybridge cushions
- Venturi windscreen with stainless steel grab rails

INTERIOR

- Custom interior design by Argonautica, salon, PH, staterooms, Portuguese bridge and flybridge
- Cherry Interior in lieu of standard teak, satin finish
- Cherry insert panels on trash compactor, refrigerator and dishwasher
- Blind corner cabinet in galley
- Maple Burl for posts between salon windows
- Vimar switches and outlets with dimmers
- Second washbasin and faucet in master head
- Full length framed mirror in master stateroom
- Salon coffee table, removable and gas lifting system
- Entertainment center to galley bulkhead in salon
- Custom Phantom Screens for pilothouse, salon and aft deck doors
- Cherry grab rail on salon ceiling
- Custom tiles installed in shower floors
- Bolon custom stair tread inlays on stairs from staterooms and flybridge
- Wall sconces on window posts with dimmer switches
- New AV system, including Marantz/Fusion/Samsung
- Three SA-1 amp with two speakers each in PH, FB, and aft deck
- iPod docking capability

- Sirius Radio receiver
- Direct TV receiver Salon and master
- DVD and CD player salon
- Amplifier master stateroom
- 42" Samsung LCD TV in salon
- 32" Samsung LCD TV in Master Stateroom
- 10.2" wall mounted TV in galley.
- Prewired outlets for TV in the mid and VIP staterooms
- Miele cooktop and oven
- KitchenAid microwave
- GE compactor with custom cherry door panel
- Dacor refrigerator, French doors with custom cherry door panels
- Miele dishwasher with custom cherry door panel
- U-Line ice maker with custom cherry door panel
- Drawers finished with Formica, including guides and steps
- U-Line Icemaker and refrigerator (2): aft deck and flybridge
- Alfresco 30" grill with smoker
- Asko washer and dryer
- Upgrade to almond toilet and Biscuit sinks in master head
- (6) GFI and (5) 110v additional outlets
- Bolon floor covering in galley, pilothouse and inlaid in stairs
- Custom mattresses by Handcrafted Mattress Company with fitted custom made sheets and blankets (2 sets for master stateroom)
- Custom fabricated soft goods in staterooms
- In-room safe
- Custom fabricated chair/ottoman (2) in salon
- Custom window shades in salon
- Custom window treatment in galley
- Additional carpet for entryway and galley stairs
- Additional fabric (for custom covered interior furnishings)
- Faucet in galley sink - Grohe Europlus II pull-out chrome spray
- Faucet in head sinks - center set chrome Grohe
- Headliner - removable foam backed vinyl
- Light valance in salon and staterooms
- L-shaped settee in salon with 5" foam seats
- Nutone Central vacuum system
- Reading lights in master stateroom, Cantalupi chrome, model queen
- Grohe Relexa plus chrome pulsator hand shower w/24" shower bar, hose & soap dish
- Hanging lockers with automatic lighting

ELECTRONICS

- Custom Glass Bridge PC 2048 mb ram, 250g HD, 5 serial ports, 6 USB ports Microsoft XP
- BlackBox Furuno 1954 CBB/NT Radar, plotter, sounder, 72nm; 12KW, 6' open array, C-Map, Furuno 1934 CBB/NT Radar/Plotter, sounder, 48nm; 4kw, 3.5' open array, C-map
- Xantrex Inverter Prosine 1000/24 HW1000W for nav computer
- Nauticomp mouse, panel mount, waterproof, (2) PH and FB
- MaxSea Navigational Software with charts for the US East Coast, Gulf of Mexico and the Bahamas (Explorer Chart version). Integrated with Active Captain. Main Nav software
- Nobeltec Navigation Software with charts for the US East Coast, Gulf of Mexico and the Bahamas, backup software, XM Weather Plus Pack
- Coastal Explorer Navigation Software, backup software
- (2)Masters M17-31 17" Display mounted in the lower helm
- (2)Masters M15-31 15" Display mounted in the lower helm
- Furuno ARP 11 target plotter
- Furuno DFF1 Digital Network Sounder VX2
- 600-watt 1kw output 50/200khz
- Raymarine ST 60 + Depth Display (2)
- Raymarine ST 60 + Speed Display
- Raymarine ST 60 Wind System with analog vane and mast-mounted sensor
- Simrad AP 25 W/AC20 Autopilot
- ICOM IC-M504-11 25w VHF radio, Class D DCS mounted PH
- ICOM Command MIC 3, mounted in FB
- Digital 16' VHF high gloss antenna
- Newmar Hailer Horns (2) 60/40, 40 watt commercial mount
- WXWORX, water based software, receiver
- Furuno GP 37 DGPS+WAAS combination
- Furuno FA 150 AIS System, integrated into Navnet Chart Plotters and radar and computer navigation programs
- Four Raymarine 100D/N NTSC Daynight cameras (2) mounted in engine room, (1) mast mounted and one aft deck
- Pelco camera switcher PH
- KEP Marine 15" sunlight monitor, (2), FB
- Nauticomp panel mounted mouse FB
- Furuno GP 1920CBB/NT GPS Plotter, Radar, Sounder FB
- Raymarine ST 60 Graphic display FB
- ICOM IC-M504-11 25 watt VHF Radio Class D DCS mounted FB
- ICOM Command MIC III mounted PH
- Simrad AP 26 Auto Pilot second station, FB
- Simrad WR 20 WIFI Remote Control with 12v charger, FB
- Wave WIFI Booster EC-HP Ethernet/Bridge/RTR/ACC, 24" 8db omni directional antenna
- Wireless N Access Router

- Digital DA4000MR Marine Cell phone repeater
- KVH M5 Tracvision, control Panel USA configured
- External TV antenna
- Xantrex LinkPro Battery Monitor
- Global ACR EPIRB CAT I, with a continuous cable link to navigation system, mounted on boat deck

BROKER'S REMARKS

AUTUMN, having already been detailed during her build by very knowledgeable cruising owners was further embellished by her second owners. The new upgraded 2000lb fully hydraulic davit easily lifts the 2014 15' well equipped Novurania and conveniently launches the tender aft to the swim platform for easy boarding as well as to the starboard side of the yacht. For additional ease of operation by a cruising couple the vessel was originally equipped with the Glendinning remote system with three plug in locations to effectively allow remote operation from any area. The second owners added a completely wireless Yacht Controller system. From the recently added full enclosure around the hardtop, new electronic's screens at the flybridge helm, other additions, and the owner's high level of exterior and interior maintenance, AUTUMN appears as a very late model yacht, with many years of future trouble free cruising for her next owners.

Основная информация

Тип судна: Моторная яхта	Подкатегория: Long Range Cruiser
Модельный год: 2009	Год постройки: 2009
Страна: United States	Открытая палуба мостика: Да

Размеры

Длина общая: 65' 4" (19.91m)	Ширина: 18' 6" (5.64m)
Макс. осадка: 5' 0" (1.52m)	

Скорость, вместимость и масса

Водоизмещение: 117000 Pounds

Вместимость воды: 400 Gallons

Вместимость сточного бака: 200 Gallons

Объем топливного бака: 2000 Gallons

Размещение

Всего кают: 3

Всего коек: 4

Спальные места: 7

Корпус и палуба

Материал корпуса: FRP

Информация о двигателе

Двигатели: 2

Производитель: John Deere

Модель: 6081 AFM









Тип топлива: Diesel

ФОТОГРАФИИ











КОНТАКТЫ

Андрей Шестаков (Andrey Shestakov) – ведущий яхтенный брокер отдела продаж яхт и судов компании Shestakov Yacht Sales Inc. Официальный представитель Shestakov Yacht Sales Inc. для русскоговорящих клиентов в центральном офисе компании в Майами/Форт Лодердейл/Флорида/США.

Контактная информация

Email: **andrey@shestakovyachtsales.com**

Web: shestakovyachtsales.com

Телефоны

Краснодарский край: **+7(918)465-66-44**

США, Майами, Флорида: **+1(954)274-4435**

Время работы

Понедельник – Суббота: **9:00 - 21:00** EDT

Воскресенье: **Закрето**

Адрес



Harbour Towne Marina, 850 NE 3rd St, STE 213, Dania, FL 33004