

KNOT WORKING — MAINSHIP



Builder: MAINSHIP

Year Built: 2001

Model: Motor Yacht

Price: PRICE ON APPLICATION

Location: United States

LOA: 43' 0" (13.11m)

Beam: 15' 6" (4.72m)

Max Draft: 3' 8" (1.12m)

Cruise Speed: 11 Kts. (13 MPH)

Max Speed: 16 Kts. (18 MPH)

Our experienced yacht broker, Andrey Shestakov, will help you choose and buy a yacht that best suits your needs **Knot Working — MAINSHIP** from **our catalogue**. Presently, at **Shestakov Yacht Sales Inc.**, we have a wide variety of yachts available on **our sale's list**. We also work in close contact with all the big **yacht manufacturers** from all over the world.

If you would like to buy a yacht **Knot Working — MAINSHIP** or would like help answering any questions concerning purchasing, selling or chartering a yacht, please call **+1(954)274-4435**

TABLE OF CONTENTS

TABLE OF CONTENTS	2
SPECIFICATIONS	5
Overview	5
Basic Information	5
Dimensions	6
Speed, Capacities and Weight	6
Accommodations	6
Hull and Deck Information	6
Engine Information	6
DETAILED INFORMATION	7
Salon	7
Galley	7
Master Stateroom	8
Master Head	8
Guest Stateroom	8
Engine Room	9
Lower Helm	9
Foredeck	9
Bridge Deck	10
Electronics at Bridge Helm	10
Electrical Gear	11
Swim Platform	12
Cockpit	12
Aft Deck	12
Miscellaneous Equipment	13
Tender	13
Broker's Remarks	14
Disclaimer	14

Exclusions	14
Disclaimer	15
PHOTOS	16
Profile	16
Salon	16
Salon	16
Salon	16
Navigator's Desk	16
Navigator's Desk	16
Galley	16
Galley	16
Storage	17
Master Head	17
Master Head	17
Master Stateroom	17
VIP Stateroom	17
Washer and Dryer	17
Engine Room	17
Engine Room	17
Engine Room	18
Engine Room	18
Engine Room	18
Lower Helm	18
Lower Helm	18
Upper Helm	18
Upper Helm	18
Upper Helm	18
Upper Helm Electronics	19
Steps to Bridge	19

Satelite TV Dome	19
Bridge	19
Bridge	19
Aft Deck Freezer	19
Bridge - Aft Deck Corner	19
Port Side Aft Deck	19
Bridge	20
Foredeck	20
Windlass	20
Wide Side Decks	20
Profile	20
Swim Platform	20
"Dolphin Striker" to brace bow pulpit when anchored in a seaway	20
2016 Dinghy and Motor	20
Trick to keep leaves out of scupper	21
Dinghy	21
CONTACTS	22
Contact details	22
Telephones	22
Office hours	22
Address	22

SPECIFICATIONS

Overview

WHY IS THIS 43 MAINSHIP WORTH MORE THAN THE ASKING PRICE???

- Fitted with the larger 330hsp Cummins diesels with 2250 hours, carefully maintained.
- Fitted with an 8KW Kohler Genset in a sound shield with 1300 hours
- Two Hardtops - One over the Aft Deck and another over the Bridge
- The enclosure is unique, covering the entire bridge and aft deck with both stratoglass and screening. There are doorways added for the wing doors on the bridge and for doorways leading to the side decks off the aft deck. There are zip-outs all the way around the front, sides, and back.
- 32 GPH Watermaker 2014
- 2800 Watt Inverter 2014
- Bow and Stern Thruster 2014
- KVH Satellite TV 2014
- SEAWISE Hydraulic dinghy launching system 2014
- 12' Walker Bay center console with 30 hsp with tilt Yamaha 2016 (about 60 hours use)
- Also has a NEW Autopilot, NEW in 2016
- It has all Odyssey batteries in 2014. Wind Speed Indicator, Air Seps, Ice maker, Aft Deck Refrigerator, all NEW in 2014, and a NEW Weather Cloth for the Aft Deck of Starboard in 2017
- Many Custom Details Throughout the Boat

Basic Information

Category: Motor Yacht

Model Year: 2001

Year Built: 2001

Country: United States

Fly Bridge: Yes

Cockpit: Yes

Dimensions

LOA: 43' 0" (13.11m)

Beam: 15' 6" (4.72m)

Max Draft: 3' 8" (1.12m)

MFG Length: 47' 9" (14.55m)

Speed, Capacities and Weight

Cruise Speed: 11 Kts. (13 MPH)

Max Speed: 16 Kts. (18 MPH)

Displacement: 36000 Pounds

Water Capacity: 250 Gallons

Holding Tank: 60 Gallons

Fuel Capacity: 500 Gallons

Accommodations

Total Cabins: 2

Hull and Deck Information

Hull Material: Fiberglass

Engine Information

Manufacturer: Cummins

Engine Type: Inboard

Fuel Type: Diesel

DETAILED INFORMATION

Salon

Entering the Salon down four steps from the Aft Deck, there is a beige double recliner leather couch to starboard with three throw pillows. Two foot stools are in front of the couch. Just forward of the Couch is the Wing Door to the starboard Deck and forward of that is the Lower Helm station. Along the portside are two occasional chairs with a small table between them and a post that has a shelf with two drink holders and a single reading light. Forward of that is the counter overlooking the Galley, and between that post and the counter is a wing door to the side deck. In the aft starboard corner of the Salon is a Navigator's Desk with a top that lifts up where small items can be kept. The stool that serves the desk can also be used as a helm chair at the Lower Helm located at the forward, starboard side. Over the desk are three small cabinets and above them are two large cabinets. In the aft port corner is the Visio 20" TV on a counter and a Clarion stereo system with Sirius in a cabinet beneath it. This stereo services the Salon and Master while a separate stereo takes care of the Aft Deck and Bridge. In the center line forward are the stairs down to the Galley. An ice maker is located under the steps to the Aft Deck. Without actually being on board, it is not possible to appreciate the spaciousness and feeling of comfort in the Salon.

It should be noted that the woodwork is all beautifully finished teak. The Salon sole is teak and holly. There is a large throw rug on the sole. Also, in the sole, are two large hatches that provide superb access to the engines when needed. There are off-white blinds for the windows and screens for both wing doors. Added illumination is provided by eighteen overhead lights. A very special add-on are the custom fitted panels that fit each pane of glass around the entire Salon. These are held in place under the screening, significantly reducing the amount of heat transferred through the glass.

Galley

The Galley is down three steps from the Salon and is open to the salon so there is no feeling of being separated from folks sitting in the salon. The refrigerator, 4 burner Princess stove with an oven, microwave, and cabinetry are on the forward bulkhead while the sink and counters are aft and along the port side. Instant hot water is available at the sink faucet. The counters through the boat are all Corian. Excellent storage is provided along the port side under and above the counter, over the microwave, under the stove, and under the aft counter. Additional storage is through two hinged hatches in the sole. Included are a coffee maker and a teak towel rack.

Opposite the Galley on the starboard side of the steps is the Guest Head. Between these two areas are the steps to the Salon which lift up to provide access to the Washer/Dryer and the door into the Engine Room. There is a Corian counter that holds

the sink, and a mirrored medicine cabinet over it. The stall shower has a byfold door and there is a fiberglass bench built into the shower unit. The sink fixtures are gold plated. There is one opening port and a towel rack. Because it is centrally located, this is also used as a Day Head.

Master Stateroom

Located aft, down four steps from the Salon. These steps have courtesy lights on their risers. The queen size bed is situated athwartships with easy access on both sides. There is a padded headboard and two speakers mounted on the wall over the headboard. Two opening ports, with screens and privacy curtains are above that. Side tables are on either side of the head of the bed. Each of them have a drawer with a storage cabinet underneath it. One has the stereo system control on the wall just above it, plus a duplex outlet. AC controls, light switch and a duplex outlet are on the wall above the other table. Pillows and bedspread are included.

A large hanging locker is located in the aft starboard corner that has a door opening out to the cockpit. There is a curtain to cover the outside of the door. Along the aft bulkhead are five storage cabinets. A sliding door closes off the stairs to the Salon. Four overhead lights have conveniently located switches. There are two more opening, screened portlights on the aft bulkhead.

Master Head

The door to the head is on the starboard side of the stateroom. A large medicine cabinet behind double mirrored doors is over the vacuflush head. Above that are four lights. The sink is set in a Corian counter on the forward side of the room. The shower stall has a byfold plexiglass door with a bench in it, plus an overhead light. An opening, screened portlight is on the starboard outboard side. Included is a duplex outlet near the sink, a towel rack, and ample storage in cabinets under the sink.

Guest Stateroom

All the way forward through a privacy door ... with a huge double berth. There is a hatch overhead with a screen and privacy cover located over the bed. There is a shelf and cubby storage on both sides along with two screened opening ports. All the way forward is the chain locker behind a cabinet door. (The chain locker has a divider to keep two chains apart). In addition, there are two custom extensions of the mattress to create an even larger berth. There is a hanging locker and drawers and a large wall mounted mirror. There are two lights in the overhead plus AC controls for that cabin.

Engine Room

Access to the engine room is through the hatch under the steps leading down from the Salon to the Galley. You first enter a separate area where the washer/dryer is located on the starboard side and the AC unit on the port side. Immediately in front of you is the door that opens to the Engine Room itself. It is apparent that all the filters, raw water, oil, and Racor fuel filters are readily accessible. All the way aft is the cylinder for the fire extinguishing system. There is a shelf almost all the way aft between the two engines. Oil containers and other items are here. A hatch in the floor allows access to one of the four bilge pumps. There are adequate lights with a switch located near the access hatch. As with the rest of the boat, the area is neat and clean. The Oil Change System is conveniently located and easy to use. The air seps were added in 2014.

Lower Helm

There is excellent visibility from this Helm through the windshield as well as through the windows on both sides of the Salon. Immediately adjacent to the Helm is the starboard door to the side deck. There are wipers and washers for both front windows. It should be noted that there are covers and screens for the wing doors, and a full width cover for the windshield. A stool is provided for a Helm Chair with a small throw rug under it. The 16" hand ribbed steering wheel is teak with a bronze hub. There is full instrumentation on the console for the engine gauges, navigation lights, 4 bilge pumps, parallel switch, and "START" and "STOP" buttons. There is a fuel gauge, trim tab controls, horn button, seafire control, generator control, and separate throttle and gear shift controls. A 12 volt outlet is also on the console (which is all teak). A 3" Saturn Compass with a dome is situated in front of the center of the Console. The electronics (noted separately), have individual covers. On the overhead above the helm console is a teak panel on which a handsome set of polished brass clocks, a barometer, and a tide clock are mounted.

Foredeck

The side decks run all the way forward right up the the bow rail with the heavy duty side rails providing safety and security. These rails connect to the bow pulpit which includes an anchor roller. Immediately aft is the electric windlass with 150' of chain that has a swivel fitting connecting the anchor to the chain plus a positive chain lock and a hold down for the anchor which is a 55 lb. spade. The deck locker holds a fresh water wash down bib and hose. The chain locker itself is divided in half to keep a rode and the chain apart. There are In and Out deck switches for the windlass. Windlass switches are also at the Lower Helm Station. Deck cleats are conveniently located for docklines. There are two opening hatches that have covers for privacy. Adjacent to the Windlass is an inlet for the power cord and the cable TV. A small stainless steel flagstaff is mounted on the top of the front rail of the bow pulpit. It should be noted here that the

bow pulpit has been reinforced with a custom dolphin striker which was added to prevent extreme downward pressure on the pulpit when anchored in a seaway.

Bridge Deck

It should be noted that the entire area from the back of the Aft Deck to the front of the Bridge is surrounded with stratoglass curtains and screen curtains allowing open communication between the two areas. The bridge is extremely spacious - larger than many 50' designs. This screening not only keeps out the bugs, it also provides shading. There are large U-Outs both port and starboard plus three more along the front. Five of these roll up and are held by straps while the center, front U-out is held to the hardtop by snaps when up. The Instrument Console is forward with a double wide seat and back rest immediate aft of it. To starboard is a chart flat under plexiglass. Overhead in the hardtop are ten lights for ample illumination for the entire bridge. Half of those are white lights and half are blue lights. Around the aft and port side is a big L shaped settee that can easily seat six people. Another 9' settee is on the opposite side. The cushions are all white. The table in front of it has a lift-out insert that has drink holders and a small dish type indent for small items. Under the aft settee is storage for things like pigtails and electrical connectors. Items like spare fuel filters are under the port settee. A spare shore cord, a first aid kit, and other things are also kept in these spaces. Immediately aft of the back end of both settees are areas that hold life jackets in white bags. A TV is located just under the hardtop in the aft port corner.

The console holds keyed "On" and "Off" main engine switches, navigation light switches, and the usual gauges for RPM readings, volt gauges, seafire controls, fuel gauges, bilge pump and genset lights, ACR control, parallel switch, windlass controls, various electronic units, trim tabs, a 12 volt outlet, and more. There is a fire extinguisher mounted to port of the Helm and a four inch Ritch Compass with a shade dome mounted in the centerline. There is also a duplex outlet on the console and two speakers for the music system.

Electronics at Bridge Helm

VHF Radio

Furuno Radar

Ray marine autopilot - NEW 2016

Ray marine GPS

Bow and stern thrusters by Vetus - 2014

Glendenning Synchronizers

Ray marine chart plotter - 2015

Wind speed indicator - 2014

Electrical Gear

8 KW Kohler generator - 1300 hours as of 04-01-17

KVH Satellite TV system - 2014

2800 watt inverter - 2014

32 Gallon per day water maker - 2014

Magna Magnum 2800 Inverter

Odyssey Batteries new 2014 - two pro-sport batteries for bow and thruster

Wind Speed Indicator

Salon TV 2014

Air Seps 2014

Ice maker new 2014

Seawise hydraulic lift 2014

12 ft. Walker Bay Center Console Dinghy 2014

30 HSP Suzuki 2014 (about 60 Hours of use)

Aft Deck refrigerator new 2016

Battery Chargers - 60 AMP for house and main batteries

Oil change system

Two shore power inlets

Battery selector switches

4 bilge pumps

Dual Electric Horn

3 Windshield wipers

Central Vacuum System

Marine air reverse cycle air conditioning throughout the interior - Total of 33,000 BTUs

Electric articulating searchlight with cover

Intellian SAT TV

Panasonic Blu Ray Disc

Swim Platform

A notable feature is the hydraulic Seawise tender launching system which permits the launching or retrieving of the dinghy with the push of a button. There are also cleats on the corners. Access to the Cockpit is to starboard up 3 steps. A cabinet set into the side of the steps holds the inlet for the power cord and cable TV cord along with reset button and a wash down bib.

Cockpit

This area is the full width of the transom and includes a door to the Swim Platform, and steps leading up to the side decks, which go all the way forward, plus steps up to the Aft Deck. In the centerline aft is the Ensign staff fitting. There is a stainless steel propane grill on the transom. Hawser holes, port and starboard lead docklines to large cleats. On the bulkhead forward are two large portlights, allowing natural light into the Master Stateroom. In the sole is a large hatch for access to a big storage area and to the water tank. The fiberglass hatch has proper limber holes and the Lazarette area itself is clean and neat. The cockpit makes line handling easy and provides a spot for docklines and fenders. A separate cabinet holds the hot and cold spigots for a shower. The big surprise is the door leading into the Master Stateroom with a vinyl privacy cover over it.

Aft Deck

This area is covered by a hardtop and includes the enclosure that has stratoglass curtains and separate screening. Port and starboard are doorways through the curtains to the side decks. The doors are directly across the decks from the gates in the side rails to make it easy to get off the boat onto a dock. On the forward bulkhead is the door to the salon and steps up to the bridge. Along the aft side and port and starboard sides is a heavy duty railing that is covered with white starboard installed in 2017. A large 5' storage box holds all kinds of miscellaneous gear. In the aft starboard corner is a new Magic Chef Refrigerator with an ice maker compartment. A throw rug is on the fiberglass deck and there is an a casual chair to port. Eight overhead lights provide ample illumination. Half of the lights are blue and the other half is white. There are courtesy lights at the stairwells both going up to the bridge and down to the

cockpit. Handrails are located by the steps to the bridge. There are also two fire extinguishers mounted on the rail. The sliding door to the salon has a lock for security. It should be noted that there is a duplex outlet on one side and a four-plex outlet on the other so small appliances or electric tools can be conveniently plugged in. A spare anchor is in the starboard aft corner. Two deck brushes are mounted on the support posts for the hardtop.

Miscellaneous Equipment

3 Inflated fenders, rigged with lines

4 Round ball fenders, rigged

Hose with nozzle

Bucket and cleaning tools

8 Life jackets

Ship's Bell

First aid kit

All required coast guard gear

Extra docklines

3 Throw rugs

Decorator Pillows

Fitted sheets, pillow cases, and bedspreads

Wash down bibs fore and aft

4 Spring line cleats

Flare gun

Swim ladder

Electronic fan for added air circulation on the bridge

Tender

12 ft. Walker bay center console dinghy

30 HSP Suzuki Outboard with tilt and trim (about 60 hours of use)

Starting battery

Paddle, bilge pump, sea cushions, boarding ladder

6 Gallon fuel tank

Storage under center and aft seats

Engine hour meter and RPM meter

Broker's Remarks

Few boats of any size are as well equipped or as carefully detailed as the "Knot Working". This is the owners second Mainship 43 which underscores his appreciation for its performance, comfort, and excellent cruising abilities. While capable of running at 18 knots, the engines are very economical at 9 knots. Even under difficult conditions, the boat is responsive, easy to handle, and easy to get around. For local coastal cruising, extended trips into the Bahamas, or making the Great Loop, the "Knot Working" is a great choice. her conditions such, you could leave today... BON VOYAGE!!!

Disclaimer

The Company offers the details of this vessel in good faith but cannot guarantee or warrant the accuracy of this information nor warrant the condition of the vessel. A buyer should instruct his agents, or his surveyors, to investigate such details as the buyer desires validated. This vessel is offered subject to prior sale, price change, or withdrawal without notice.

Mechanical Disclaimer Engine and generator hours are as of the date of the original listing and are a representation of what the listing broker is told by the owner and/or actual reading of the engine hour meters. The broker cannot guarantee the true hours. It is the responsibility of the purchaser and/or his agent to verify engine hours, warranties implied or otherwise and major overhauls as well as all other representations noted on the listing.

X

Exclusions


Owner's personal belongings.

Disclaimer


The Company offers the details of this vessel or yacht in good faith but cannot guarantee or warrant the accuracy of this information nor warrant the condition of the vessel. A buyer should instruct his representatives, agents, or his surveyors, to investigate such details as the buyer desires validated. This vessel or yacht is offered subject to prior sale, price change, or withdrawal without notice.

PHOTOS

Profile



Salon




Salon




Salon




Navigator's Desk




Navigator's Desk



Galley



Galley



Storage



Master Head



Master Head



Master Stateroom




VIP Stateroom




Washer and Dryer



Engine Room




Engine Room



Engine Room




Engine Room



Engine Room




Lower Helm



Lower Helm



Upper Helm



Upper Helm



Upper Helm



Upper Helm Electronics



Steps to Bridge



Satelite TV Dome



Bridge



Bridge



Aft Deck Freezer



Bridge - Aft Deck Corner



Port Side Aft Deck



Bridge



Foredeck



Windlass



Wide Side Decks




Profile



Swim Platform



**"Dolphin Striker" to brace bow pulpit
when anchored in a seaway**



2016 Dinghy and Motor



Trick to keep leaves out of scupper



Dinghy



CONTACTS

Andrey Shestakov, leading yacht broker of the sales department of Shestakov Yacht Sales Inc. Shestakov Yacht Sales Inc., the official representative of the Miami/Fort Lauderdale FL headquarters.

Contact details

Email: **andrey@shestakovyachtsales.com**

Web: shestakovyachtsales.com/en/

Telephones

USA: **+1(954)274-4435**

Office hours

Monday – Saturday: **9:00 - 21:00** EDT

Sunday: **closed**

Address



Harbour Towne Marina, 850 NE 3rd St, STE 213, Dania, FL 33004