

DIVA — HATTERAS



Builder: HATTERAS

Year Built: 1974

Model: Motor Yacht

Price: PRICE ON APPLICATION

Location: United States

LOA: 58' 4" (17.78m)

Beam: 15' 10" (4.83m)

Min Draft: 4' 8" (1.42m)

Max Draft: 4' 10" (1.47m)

Cruise Speed: 15 Kts. (17 MPH)

Max Speed: 18 Kts. (21 MPH)

Our experienced yacht broker, Andrey Shestakov, will help you choose and buy a yacht that best suits your needs **DIVA — HATTERAS** from **our catalogue**. Presently, at **Shestakov Yacht Sales Inc.**, we have a wide variety of yachts available on **our sale's list**. We also work in close contact with all the big **yacht manufacturers** from all over the world.

If you would like to buy a yacht **DIVA — HATTERAS** or would like help answering any questions concerning purchasing, selling or chartering a yacht, please call **+1(954)274-4435**

TABLE OF CONTENTS

TABLE OF CONTENTS	2
SPECIFICATIONS	5
Basic Information	5
Dimensions	5
Speed, Capacities and Weight	5
Accommodations	5
Hull and Deck Information	6
Engine Information	6
DETAILED INFORMATION	7
Walkthrough	7
Salon	7
Pilothouse Equipment	8
Galley	8
Forward Cabin	8
Forward Head	9
Mid Guest Cabin	9
Mid Guest Head	9
Master Cabin	9
Master Head	10
Foredeck	10
Aft Deck	10
Cockpit	11
Flybridge	11
Flybridge Helm	11
Engine Room	11
Electrical	12
Remarks	12
Exclusions	12

Exclusions	13
Disclaimer	13
PHOTOS	14
Salon Looking Forward	14
Salon to Port	14
Salon to Starboard	14
Helm	14
Tank Gauges	14
Salon Electrical Panel	14
Salon Switch Panel	14
Galley	14
Newer Refrigerator	15
Appliances	15
Dinette	15
Generator Hold Entrance	15
Newer 21 KW Generator	15
Forward Cabin	15
Painted Chain Locker	15
Forward Head	15
Aft Companionway	16
Mid Cabin	16
Enlarged Berth	16
Mid Cabin Head with Stall Shower	16
Master to Port	16
Master to Starboard	16
Master Forward	16
Master Head	16
Bow Shot	17
Foredeck	17

Pulpit/Windlass	17
Bow Cushions	17
Side Deck	17
Aft Deck w/AC	17
Aft Deck	17
Aft Deck	17
Stern Shot	18
Cockpit	18
Flybridge	18
Helm	18
Helm Detail	18
Electronics	18
Flybridge Bar	18
Flybridge Portside Seat	18
Flybridge Aft Seat	19
Flybridge Davit	19
Starboard Engine	19
Port Engine	19
New Air Conditioners	19
Stern Quarter	19
Profile	19
Bow Quarter	19
CONTACTS	20
Contact details	20
Telephones	20
Office hours	20
Address	20

SPECIFICATIONS

Basic Information

Category: Motor Yacht

Sub Category: Yacht Fisherman

Model Year: 1974

Year Built: 1974

Country: United States

Vessel Top: Bimini Top

Fly Bridge: Yes

Cockpit: Yes

Dimensions

LOA: 58' 4" (17.78m)

Beam: 15' 10" (4.83m)

Min Draft: 4' 8" (1.42m)

Max Draft: 4' 10" (1.47m)

Speed, Capacities and Weight

Cruise Speed: 15 Kts. (17 MPH)

Max Speed: 18 Kts. (21 MPH)

Gross Tonnage: 32 Pounds

Water Capacity: 250 Gallons

Holding Tank: 110 Gallons

Fuel Capacity: 960 Gallons

Accommodations

Total Cabins: 3

Total Berths: 4

Sleeps: 10

Total Heads: 3

Hull and Deck Information

Hull Material: Fiberglass

Deck Material: Fiberglass

Hull Configuration: Semi Vee

Hull Finish: Fiberglass

Hull Designer: Hargrave

Exterior Designer: Hatteras

Interior Designer: Hatteras

Engine Information

Engines: 2

Manufacturer: Detroit Diesel

Model: 8V71TI

Engine Type: Inboard

Fuel Type: Diesel

DETAILED INFORMATION

Walkthrough

DIVA was built near mid cycle of the wildly successful 53/58 Hatteras Series. Thought by many to embody all of the attributes for a successful yacht she has a perfectly balanced profile as well!

Boarding the yacht by either the spacious side decks or Cockpit one enters the Salon by the twin hinged aft doors to find a spacious bright and airy Salon with a sleeper sofa and two swivel chairs with a fully functional helm all the way forward.

Down and forward from the starboard side of the helm is a Galley and Dinette with full size appliances.

Further forward is the forward Guest Cabin and en suite Head. Aft from the Galley between the twin Engine Rooms is a Guest Cabin with a custom queen bed to port and a full Guest Head with stall shower to starboard.

Further aft is the Master Cabin with an athwartships queen berth, plenty of storage and a private Head with stall shower.

The wide side decks lead to a spacious bow with custom sun pad. The Aft Deck has sheltered air conditioned dining and access to the Flybridge.

The Flybridge has the helm fully forward and custom built in seating and room for a 13' tender aft.

Salon

The Salon is entered via twin hinged doors from the Aft Deck or the port and starboard sliding Pilothouse doors. From the Aft Deck immediately to starboard is the Entertainment Center with a 22" Samsung tabletop TV.

Either side of the door are aft facing windows with drapes.

Forward on the port side is a three person sleeper sofa. To starboard are two swivel barrel chairs with a nautical end table and lamp between. A glass dolphin coffee table is in front of the sofa.

Each side has large opening side deck windows covered with lined drapes and mini blinds. A teak soffit above covers the drape mechanism.

Next forward is the Pilothouse Area with twin access doors and a centerline helm. Also in the Salon are two Polyplaner speakers.

Pilothouse Equipment

Centerline helm 28" Stainless steel Destroyer wheel Full analog engine gauges Trim tab controls Engine emergency stop cables AC & DC distribution panels 32V & 110/220V panels AC switching panel Brass clock & barometer Hatteras Systems monitor 8" Danforth magnetic compass in chrome binnacle (4) Bilge pump switches w/indicator lights Battery parallel switch Analog liquid tank gauge for fuel, water & holding tank

Galley

The Galley and Dinette Area are down five curved steps from the starboard side of the Pilothouse. Custom storage has been added to the area outboard of the stairs.

Next forward is a four person Dinette (converts to sleep two) with a Formica tabletop. There are two storage drawers with additional storage under the seating bases.

Outboard are two sliding door storage cabinets with an opening window above. A halogen lamp fixture is above.

To port is the Galley proper with a newer GE Profile refrigerator with a large freezer drawer. The sink is outboard and cooking facilities forward.

Galley Equipment includes:

Modern Maid 4 burner cooktop Avanti microwave Stainless sink (4) Sliding door storage cabinets (6) Drawers (7) Cabinet doors Under counter lighting Deck hatch into Generator Room Opening sliding window Linoleum sole Remote water temp gauge for generator in this area Modern Maid eye level oven Under counter dishwasher

Forward Cabin

Two steps down, forward of the Galley is the Forward Cabin with a carpeted sole.

Immediately upon entering to starboard is a cabinet with space for a washer/dryer (none provided). Next forward is a small hanging locker followed by two berths on the outboard bulkhead. Over the upper berth is a frosted opening porthole in the padded hull liner. Each berth has a reading light.

Forward is the anchor locker access door. To port is a shelf with three drawers and two cabinets below and an opening frosted porthole in the hull liner.

Next aft is access to the en suite Head.

Also in this cabin is a deck hatch into the forward bilge area and a deck hatch.

Forward Head

The Forward Head has a fiberglass sole, a vanity with two sliding storage drawers below and a Corian like solid surface countertop with a molded single tap sink. Above is a mirrored medicine cabinet and 110V lighting.

A wall mounted fixture and a new owner supplied shower curtain will make this head functional again. The Raritan toilet is not currently plumbed as this area was used for storage.

Also in the head is an exhaust fan and a porthole and a three halogen light fixture.

Mid Guest Cabin

Aft and down from the Galley between the twin Engine Rooms is the Aft Accommodations Area. To the port is the entrance to the Mid Guest Cabin.

Entering from the forward end is a custom queen size berth outboard with a four drawer nightstand inboard. There are four drawers below the berth. Above the outboard side of the berth is a sliding storage cuddy with two opening portholes behind drapes further above.

At the foot of the outboard berth is a full size hanging locker.

Above each side of the berth is a reading light.

Also in this cabin is a carpeted sole and digital AC controls.

Mid Guest Head

Across the Companionway on the starboard side is the Mid Guest Head. The sole is carpeted and the toilet is an electric Raritan toilet. The vanity has two small sliding storage cabinets below. Above is a Corian look solid surface countertop with a molded sink. Two sliding mirrored medicine cabinet doors and an opening porthole are above. A three fixture halogen 110V light is above the porthole. The custom shower has a clear tempered glass door, a seat, a light, an obscured glass porthole and a handheld shower fixture. Also in the Head is a DC light.

Master Cabin

All the way aft is the Master Cabin with an athwartships berth off the portside. Above the berth are two opening portholes behind full drapes.

Each side of the berth has twin four drawer nightstands with swing arm lamps above.

At the foot of the berth are two storage drawers. Aft are full drapes across the aft window/escape hatch. The entire aft bulkhead is mirrored.

Forward is a two panel bifold door accessing the large hanging locker.

To starboard is a chest with ten drawers. Above is a 38" Vizio LCD TV above two sliding door cabinets.

Furthest outboard are two opening portholes behind full drapes behind the valances.

Also in this cabin is a carpet sole, digital AC controls and access to the en suite Head.

Master Head

Near the entrance to the Master Cabin is the private Master Head. The sole is vinyl tile and the toilet is an electric Raritan toilet. The vanity has two small sliding storage cabinets below. Above is a Corian look solid surface countertop with a molded sink. Two sliding mirrored medicine cabinet doors and an opening porthole are above. A three fixture halogen 110V light is above the porthole. The custom shower has a tempered glass door, a seat, a light, an obscured glass porthole and a handheld shower fixture. Also in the Head is a DC light and a toilet flush button.

Foredeck

Fiberglass nonskid decks Stainless steel bow rails w/teak handrail & life line aft of pulpit Hatteras fiberglass (with newer teak insert) bow pulpit Stainless steel anchor chute w/roller Galley Maid windlass w/chain gypsy & capstan Up & down foot switch for windlass (2) Fiberglass deck boxes painted to match boat 60 Lb. Danforth anchor Teak handrails Black Textulene windshield cover, front & sides (2) Midship rail breaks w/step plates (2) Sliding entry doors to Pilothouse Area (2) Overhead deck lights at Pilothouse door Full side windows (2) Hinged wing doors to Aft Deck (4) Spring line cleats 6 Step Tide Ride Marquipt boarding ladder stored on portside International Navigation lights Fiberglass molded bow seat Separate rope/deck pipe Bow pennant staff (3) Removable bow sun pad cushions 8 Person Avon life raft (out of certification) Micarta weather boards aft of Wheelhouse doors Port & starboard shore water hookup

Aft Deck

Fiberglass nonskid decks w/carpet over Wet bar w/sink, bottle storage & U Line drink

refrigerator Dual hinged teak entry doors to Salon DC overhead light DC light over bar
 Extended stainless steel & canvas Aft Deck sunshade Teak rails port & starboard
 w/Micarta weather board below Lockable hinged wing doors Six teak step, access
 ladder to Flybridge Hinged weather cover at Flybridge ladder Davit support pole to port
 on Aft Deck Hard side sliding glass windows 6 Panel clear vinyl curtains w/(2) U Zips aft
 Glass dining table w/(4) chairs 16,000 BTU Aft Deck AC w/digital controls Custom
 storage locker starboard side

Cockpit

Fiberglass nonskid sole (3) Wood steps to Aft Deck, portside (4) Recessed rod holders
 (2) Hawse pipes w/cleats below (2) Quick Disconnect water connections Under gunwale
 lighting Hose for wash down (3) Access hatches on deck Tank gauge site glass Hot &
 cold shower on transom Fiberglass swim platform Seawall type davit w/110V winch
 mounted in Cockpit to launch jet ski Yamaha customized Wave Runner w/cover Port &
 starboard, starboard step pads 3 Teak step ladder, gunwale to platform Hinged 3 step
 swim ladder 2 Step boarding ladder mounts port, starboard or aft

Flybridge

Fiberglass nonskid decks Pipewelders 750 lb. davit Bimini top (2) Stereo speakers 110V
 GFCI outlet Hinged deck hatch to Aft Deck Custom L shaped seating aft & portside
 (needs replacement) Starboard side refrigerator cabinet w/storage (needs woodwork)
 Portside molded in seating w/storage below

Flybridge Helm

(2) Pompanette helm chairs, captains w/footrest Stainless helm wheel Bennet trim tab
 controls Standard Horizon depth finder Start/stop/key switches 6" Danforth
 Constellation magnetic compass Battery parallel switch Standard Horizon Eclipse+ VHF
 Storage cabinet under helm Helm cover Simrad AP 22 autopilot Garmin 740S touch
 screen GPS (2) Chartlights (2) Polyplaner speakers Clarion Marine M 5475 stereo

Engine Room

Signature twin engine rooms Hatteras GM DD 8V71TI's (6) Cruiseair & Aqua Air AC
 compressors: 16,000 BTU, 16,000 BTU, 16,000 BTU, 10,000 BTU, 10,000 BTU, 10,000
 BTU Racor 1000's for each engine Glendinning electronic engine controls Hynautic
 hydraulic steering reservoir 150 PSI Central Pneumatic household air compressor
 Autopilot pump CO2 fire system bottle 32V DC incandescent Engine Room lights Fresh

water spigot w/hose Hard coat engine exhaust 17 Gallon hot water heater Racor 500 for generator fuel filtration Removable deck hatches for major service De Mister engine crankcase ventilation system Capital 2:1 reductions gears Fuel manifold system w/copper pipes Remote mount oil filters Flotech shallow well water pump w/Flotec expansion tank DC blowers (2) Fuel priming pumps (2) Fuel magnet fuel conditioners Copper water plumbing (2) DC oil change pumps for engine & transmission

Electrical

12/32 Volt DC systems 110/220 Volt AC systems (3) Battery shutoff switches 32V DC panel in Pilothouse w/(16) breaker protected circuits 220/110 Volt DC panels in Pilothouse w/(26) breaker protected circuits Sentry 30 amp battery charger Onan 21 KW generator 2800 hours (8) 8V batteries (2) Group 31 batteries Remote generator start Switching panel w/rotary switches for (2) 50 amp cords, port, starboard & generator Analog volt & amp meters (3) Battery shutoff switches

Although no longer there, a second generator has the electrical and fuel hookup for under Cockpit mounting.

Remarks

DIVA represents an excellent value for a buyer wanting a boat that can be used now but is priced low for cosmetic reasons.

Her strong points are:

1300 hour SMOH main engines Newer 21 KW Onan generator All through hulls replaced 2007 Much but not all of her paint is shiny Owner converted the single aft shower to two separate stall showers like 1976 and newer models.

Commensurate with her low asking price one should expect to do some repairs and upgrades to DIVA.

Among those are the following:

- 1) Repair the Boat Deck coring on the Flybridge deck
- 2) Repair or remove the built in aft seating on the Flybridge due to wood deterioration
- 3) Replace (3) cracked double pane windows
- 4) Install new washer/dryer if desired
- 5) Replace wallpaper as needed
- 6) Replace mirrors due to deterioration of silver backing

Exclusions

While every effort was made to list all pertinent included equipment aboard DIVA, there

are some personal belongings aboard. Prospective purchasers should assume any item not specifically mentioned herein will not convey at closing.

Exclusions

Owner's personal belongings.

Disclaimer

The Company offers the details of this vessel or yacht in good faith but cannot guarantee or warrant the accuracy of this information nor warrant the condition of the vessel. A buyer should instruct his representatives, agents, or his surveyors, to investigate such details as the buyer desires validated. This vessel or yacht is offered subject to prior sale, price change, or withdrawal without notice.

PHOTOS

Salon Looking Forward



Salon to Port



Salon to Starboard



Helm



Tank Gauges



Salon Electrical Panel



Salon Switch Panel



Galley



Newer Refrigerator



Appliances



Dinette



Generator Hold Entrance



Newer 21 KW Generator



Forward Cabin



Painted Chain Locker



Forward Head



Aft Companionway



Mid Cabin



Enlarged Berth



Mid Cabin Head with Stall Shower



Master to Port



Master to Starboard



Master Forward



Master Head



Bow Shot



Foredeck




Pulpit/Windlass



Bow Cushions




Side Deck




Aft Deck w/AC



Aft Deck



Aft Deck



Stern Shot



Cockpit



Flybridge



Helm



Helm Detail



Electronics



Flybridge Bar



Flybridge Portside Seat



Flybridge Aft Seat



Flybridge Davit



Starboard Engine



Port Engine



New Air Conditioners



Stern Quarter



Profile



Bow Quarter



CONTACTS

Andrey Shestakov, leading yacht broker of the sales department of Shestakov Yacht Sales Inc. Shestakov Yacht Sales Inc., the official representative of the Miami/Fort Lauderdale FL headquarters.

Contact details

Email: **andrey@shestakovyachtsales.com**

Web: shestakovyachtsales.com/en/

Telephones

USA: **+1(954)274-4435**

Office hours

Monday – Saturday: **9:00 - 21:00** EDT

Sunday: **closed**

Address



Harbour Towne Marina, 850 NE 3rd St, STE 213, Dania, FL 33004