

KNOT A CARE — CARVER



Builder: CARVER

Year Built: 2006

Model: Motor Yacht

Price: PRICE ON APPLICATION

Location: United States

LOA: 37' 8" (11.48m)

Beam: 13' 2" (4.01m)

Max Draft: 2' 7" (0.79m)

Cruise Speed: 17 Kts. (20 MPH)

Max Speed: 24 Kts. (28 MPH)

Our experienced yacht broker, Andrey Shestakov, will help you choose and buy a yacht that best suits your needs **Knot A Care — CARVER** from **our catalogue**. Presently, at **Shestakov Yacht Sales Inc.**, we have a wide variety of yachts available on **our sale's list**. We also work in close contact with all the big **yacht manufacturers** from all over the world.

If you would like to buy a yacht **Knot A Care — CARVER** or would like help answering any questions concerning purchasing, selling or chartering a yacht, please call **+1(954)274-4435**

TABLE OF CONTENTS

TABLE OF CONTENTS	2
SPECIFICATIONS	4
Overview	4
Basic Information	4
Dimensions	4
Speed, Capacities and Weight	4
Accommodations	5
Hull and Deck Information	5
Engine Information	5
DETAILED INFORMATION	6
Salon	6
Central Galley	6
Dinette Area	6
Master stateroom	6
Head	7
Head/Shower	7
Guest Cabin	7
Companionway	8
Control Station	8
Bridge Features	8
Boarding Platform	9
Cockpit Features	9
Side Deck	9
Engine Room	9
Electrical System	10
Construction	10
Safety and Navigation	10
Water and Waste System	10

Optional Equipment	11
Maintenance Log	11
Exclusions	11
Disclaimer	11
PHOTOS	12
CONTACTS	20
Contact details	20
Telephones	20
Office hours	20
Address	20

SPECIFICATIONS

Overview

New to the market is this impeccably maintained 2006 Carver 36 Sport Sedan located at our offices in Dunedin, FL. The vessel has been recently serviced and is ready for the water this summer! Volvo 8.1 L engine power with only 317 hours, the manifolds and risers were changed last year. The salon features cherry wood cabinetry and a separate dinette and also a sleeper sofa so the boat can sleep six people if needed. The master stateroom is forward with a walk around queen bed, and the guest stateroom converts to a double bed from twins. Both staterooms have quick and easy access to the head. This boat truly is ready to go and is turn key for your summer adventures, don't miss out!!

Basic Information

Category: Motor Yacht	Sub Category: Convertible
Model Year: 2006	Year Built: 2006
Country: United States	Vessel Top: Bimini Top
Fly Bridge: Yes	Cockpit: Yes

Dimensions

LOA: 37' 8" (11.48m)	Beam: 13' 2" (4.01m)
Max Draft: 2' 7" (0.79m)	Clearance: 14' 6" (4.42m)
MFG Length: 36' 0" (10.97m)	

Speed, Capacities and Weight

Cruise Speed: 17 Kts. (20 MPH)	Max Speed: 24 Kts. (28 MPH)
Displacement: 22000 Pounds	Water Capacity: 75 Gallons
Holding Tank: 25 Gallons	Fuel Capacity: 140 Gallons

Accommodations

Total Cabins: 2

Total Berths: 2

Total Heads: 1

Hull and Deck Information

Hull Material: Fiberglass

Deck Material: Fiberglass

Hull Color: White

Hull Finish: Polyethylene

Engine Information

Engines: 2

Manufacturer: Volvo

Model: 8.1 L

Engine Type: Inboard

Fuel Type: Gas

DETAILED INFORMATION

Salon

Upon entering the salon, you are immediately greeted with neutral decor and glistening woodwork. To the starboard side an Ultraleather sofa greets you with comfort and convenience, since it folds out to a sleeping berth. Immediately to port, the well equipped galley is ready for your next meal. • Carpet - tufted cut pile, 65 oz., crush-resistant, 100% nylon • Countertops • Curtains - décor-matched • Décor package - • Designer décor • Entertainment group - Sole 20" LCD TV Clarion DVD, AM/FM/CD stereo, satellite radio system, 2 speakers each in master stateroom and at helm, 1 speaker each in salon, galley • Entrance door - tinted glass, aluminum frame, curved, sliding, handle lock, deadbolt, with interior screen • Floor access hatches - engine room • Hardware highlights - brass/chrome • Lights (4) - halogen, overhead, recessed • Rocker light switches • Sofa - Flexsteel, with pull out sofa bed • Stereo speaker • Storage cabinets (2) • Telephone connector, ULine Ice Maker.

Central Galley

The galley is to port when entering the salon, featuring wood flooring and solid surface countertops. It is well equipped with a two burner cooktop, coffee maker, microwave/convection oven and side by side refrigerator/freezer and ample storage cabinets for plates and glassware. • 110V outlets (2) - GFCI protected • Black and Decker Spacemaker Coffeemaker • Countertops - solid surface • Curtains - décor-matched • Designer décor • Flooring - wood plank • Hardware highlights - brass/chrome • Lights (2) - halogen, overhead, recessed • Sharp Carousel Grille 2 Oven - convection / microwave, built-in • Princess Euro Kera Range - electric, 2-burner, smooth top • Nova Cool Refrigerator/freezer - side-by-side • Rocker light switch • Stainless Steel Sink • Storage cabinets (4) • Storage drawers (4) • Clarion Stereo speakers.

Dinette Area

The dinette is raised by two steps and is U-shaped with seating for five on Ultraleather cushions. The raised seating allows a panoramic view of the outside while dining. • Carpet - tufted cut pile, 65 oz., crush-resistant, 100% nylon • Curtains - décor-matched • Lights (4) - halogen, overhead, recessed • Lounge - U-shaped • Rocker light switch • Table - cherry wood top; 2 brushed aluminum, adjustable height legs Carver

Master stateroom

The master stateroom forward features a queen bed that is easily accessible from

either side. Storage cabinets abound the bulkheads and ample drawer space is in the bed pedestal. Closets are nestled in each side of the cabin for hanging clothes. • 110V outlet - GFCI protected • Berth - queen • Berth end tables (2) - cherry wood top • Berth step-ups (2) - carpeted • Carpet - tufted cut pile, 65 oz., crush-resistant, 100% nylon • Curtains - décor-matched • Designer décor • Entrance door - solid cherry wood, pocket-style, secures open and closed, stainless steel hardware • Hanging lockers (2) - carpeted, automatic light, 3 shelves in each • Ledge tops - cherry wood • Lights (3) - halogen, overhead, recessed • Lights (2) - halogen, overhead, directable for reading • Mirror - on forward bulkhead, conceals anchor chain locker access • Overhead hatch - tinted, lockable, inside screen • Portlights (2) - with screen • Private head access • Rocker light switch • Sheet set - embroidered, fitted sheet, flat sheet, two pillow cases • Stereo speakers (2) - with volume control • Storage cabinets (7) • Storage drawer • Telephone connector

Head

The head is very spacious and is separate from the sink area. Plexiglass doors divide the shower/head area from the sink and vanity. • 110V outlet - GFCI protected • Entrance doors (2) - one to master stateroom and one to galley, 2-panel cherry wood, secure closed, stainless steel hardware • Hardware highlights - brass/chrome • Head fan • Lights (2) - halogen, overhead, recessed • Medicine cabinet - mirrored doors, 2 shelves • Nonskid sole • Portlight - with screen • Rocker light switch, • Soap dish - solid glass, wall-mounted • Towel ring • Towel set - bath towel, hand towel, washcloth • Vanity - granite-style top and backsplash, integral sink, storage beneath with 2 doors, Vacuflush Head.

Head/Shower

The shower stall is very spacious and well designed to feature the shower and vacuflush head in one compartment with plenty of storage for essentials. • Countertop - granite-style with integral, recessed soap dish • Entrance door - clear acrylic in aluminum frame, bi-fold, secures open and closed, stainless steel hardware • Lights (2) - halogen, overhead, recessed • Nonskid sole • Shower head - removable for use as hand-shower • Storage cabinets (2) • Toilet - vacuum flush, pedestal • Toilet paper holder • Towel bar

Guest Cabin

The guest stateroom is just behind the master stateroom and adjacent to the head. It features either a twin bed or a filler installed turns it to a double berth. There is plenty of storage for all the essentials in this cabin. • 110V outlet - GFCI protected • Berth - double, converts to twins with removable center filler, with berth covers • Carpet -

tufted cut pile, 65 oz., crush-resistant, 100% nylon • Countertops - cherry wood • Curtains - décor-matched • Designer décor • Entrance door - solid cherry wood, split, pocket-style, secures open and closed, stainless steel hardware • Lights (4) - halogen, overhead, recessed • Lights (2) - halogen, sconces, directable for reading • Rocker light switch • Shelves (2) - cherry wood, recessed • Storage - beneath mattress • Storage cabinets (3) • Window - tinted

Companionway

The companionway leads from the salon to the staterooms down very wide and safe steps with a hand rail. Electrical panels are on the starboard side for easy access. • AC and DC distribution panels • Carpet - tufted cut pile, 65 oz., crush-resistant, 100% nylon • Countertop - cherry wood • Curtains - décor-matched • Hand rail - stainless steel, on stairway • Lights (2) - courtesy, recessed • Portlight - with screen • Rocker light switch • Storage cabinet

Control Station

The helm is very well laid out with center steering and instrumentation. All of the electronics are in easy reach of each other and there is excellent visibility all around. Lowrance HDS 10 Insight Fish Finder/Sonar/GPS/Radar, Standard Horizon VHF, Faria Digital depth, ITT Jabsco spotlight, Tilt Steering wheel, Firebuoy Fire system, Volvo Penta QL Electric Bow Thruster. • Access panel - provides access to helm wiring • Accessory space - for installing navigation equipment • Adapter - 12V • Beverage holders (2) - recessed, self-draining, with stainless steel holder • Companion seats (2) -adjustable, pedestal base, high-quality marine-grade upholstery, embroidery stitching • Dash - fiberglass with faux distressed leather accents • DC circuit breaker panel for helm electronics • Grab rails (2) - stainless steel, on either side of helm console • Helm seat - adjustable, pedestal base, high-quality marine-grade upholstery, embroidery stitching • Stereo speakers (2) • Tilt steering, • Gauges - synchronizer; rudder angle; tachometer, engine hours (1 per engine); oil pressure, engine temperature, engine battery voltage, fuel level, (multi-gauge, 1 per engine) • Rocker switch controls

Bridge Features

The bridge is fully enclosed in eisenglass with comfortable seating for all on board. Plenty of drink holders for beverages are included and the deck is fully carpeted. • Beverage holders (6) - recessed, integral, self-draining • Electronics arch - custom aluminum with acrylic polyurethane surface coating and UV protection • Electronics arch access plates (6) - corrosion-resistant polymer attached with noncorroding screws and waterproof sealant • Lights (3) - courtesy, recessed, with exterior-mounted switch • Lounge - with storage beneath, accommodates 4 adults • Self-

draining walk surface • Windshield - wraparound, tinted glass with stainless steel frame

Boarding Platform

The molded fiberglass swim platform is very large and convenient for swimming or scuba with a boarding ladder. It also provides ample access to the storage compartments. • 36 square ft (approx.), integral to hull and deck • Boarding ladder - telescoping, conceals in boarding platform • Cleats (4) - 10" stainless steel, bolted through aluminum backing plate • Grab rail - stainless steel, mounted on deck above boarding ladder • Hatch - covers shore power cord(s) and shore water hose • Storage lockers (2) - in transom

Cockpit Features

• 50 square ft (approx.), integral to hull and deck, self-draining • 110V outlet - GFCI protected • Boarding access from port or starboard dock • Command bridge stairway - integral to deck with stainless steel hand rail, 3 courtesy lights • Hatch - guttered, supported by gas shock, provides aft bilge access • Lights (3) - courtesy, recessed, with exterior-mounted switch • Lights (2) - halogen, overhead, recessed, with exterior-mounted switch • Overhead sun/weather protection - 54" from cabin toward stern • Side deck stairways (2) - integral to deck with stainless steel grab rail, 2 courtesy lights • Transom door - aluminum, secures open and closed, stainless steel hardware

Side Deck

The crew will be able to walk with confidence to the bow for mooring or anchoring. • Bow rail stanchions - double-welded (inside and outside), stainless steel, anchored to aluminum backing plates laminated into deck • Cleats (4) - 8" spring, stainless steel, bolted through aluminum backing plate • Deck toe rail • Grab rail - stainless steel, over cabin windows, running length of cabin and above windshield • Rub rail molding - heavy-duty, stainless steel insert.

Engine Room

The engine room is accessed from the main salon floor carpeted opening hatches. The generator and rudders are accessed from the cockpit floor. Volvo 8.1 FWC inboards with 317 hours • Bilges coated with white, low-VOC gelcoat • Bulkheads laminated to hull sides and stringers • Carpeted catwalk • Insulation - acoustical and thermal, vinyl vapor barrier • Lights (5) - 2 halogen, 3 fluorescent, overhead, controls mounted in salon

Electrical System

- AC/DC distribution panels with magnetic circuit breakers and integral bilge blower controls; AC and DC voltmeters; AC ammeter
- Batteries (4) - deep cycle, marine (12V)
- Battery chargers (2) - electronic, AC-DC converters
- External connectors - CATV, telephone
- Generator - 7.3 kW, gasoline
- Ground Fault Circuit Interrupt (GFCI) protection - all 110V outlets
- Shore power connectors (2) - 30 amp
- Shore power cords (2) - 50 ft.
- Wiring system - tinned copper strand wire, harnessed, color-coded, labeled, meets or exceeds ABYC standards

Construction

Carvers are known for their ample storage space throughout. Unlike a lot of other manufacturers, Carver features a solid fiberglass hull bottom with no coring which minimizes moisture issues.

- Structural engine mountings - reinforced stringer mountings with double-gusseted, angle steel plates
- Fabricated aluminum floor frames with stainless steel stanchions
- Hand-laid, molded fiberglass components featuring composite laminate hull sides, decks, and cabin tops
- Molded fiberglass stringer system
- Cherry wood bulkheads, cabinetry, trim, and doors throughout cabin, with high-gloss finish
- Solid fiberglass hull bottoms with Knytex substrates and Vinylester barrier coat
- Tinted, tempered safety glass frameless window systems
- Unitized deck, cockpit, and cabin top construction with integral aluminum truss reinforcement in cabin top

Safety and Navigation

Carver is committed to safety with its high side railing and wide walk arounds and safety hand holds.

- Anodes - zinc, sacrificial
- Battery master disconnect switches
- Battery restraint brackets
- Bilge alarm - high water
- Bilge blowers (12V)
- Bilge pumps (3) - 1500 gph each, automatic/manual operation
- Brass valves for all underwater thru-hulls
- CO detectors in salon and staterooms
- Compass - illuminated, dual-read
- Engine alarms - temperature and oil pressure
- Fire suppression system - automatic, FE241
- Galvanic isolator/zinc saver
- Horn - air/electric (12V), trumpet
- Internal bonding system
- Molded nonskid surfaces on all walk decks - diamond pattern
- Navigation lights
- Spotlight
- Windlass package - with 35 lb. anchor and 125' of 5/16" chain

Water and Waste System

The fresh water system contains 75 gallons for showers, sinks and Vacuflush head. Black water tank has a 25 gallon capacity.

- Fresh water system - pressurized (12V), with large-capacity filter
- Fresh water storage tank - polyethylene
- Fresh water tank

level monitor • Hot and cold transom handshower • Shore water connection with pressure-reduction valve • Shower sump pump - automatic/manual operation • Waste holding tank - with filtered vent and dockside pumpout • Waste tank level monitor • Water and waste lines - constructed of molecularly cross-linked polyethylene • Water heater - 11 gallons (110V)

Optional Equipment

• Volvo 8.1 GI engines with fresh water cooling • Bow thruster • Engine oil change system • Kohler 7.3 generator 125 hours • Overboard discharge system • Fresh water bow and stern washdowns • Deck carpet • Foredeck sun pads • Prestige bimini top • Black sunbrella canvas • Cozumel neutral tone decor • Black Magic countertops • Ultraleather seating in salon • Central vacuum system • Icemaker • Decorator pillow set • Stowaway bed salon sofa • TV DVD 15" LCD in Master SR • Black Sunbrella windshield cover

Maintenance Log

January 2016 at 250 hours • Replaced manifolds and risers • Replaced spark plugs and impellers • Changed oil with synthetic • Replaced belts • Replaced fuel and oil filters • Replaced engine zinc anodes January 2016 at 85 hours • Replaced generator oil • Replaced generator impellor • Replaced generator anode zinc May of 2016 • Repaint bottom with anti fouling paint • True and balance both props • Replace both engine sea cocks • Purchase Sunbrella windshield cover • Generator 100 hr service, replace fuel injector • Replace spark plugs and fuel filter and fuel pump • Replace impellor, replace drive sleeve and pressure switch

Exclusions

Owner's personal belongings.

Disclaimer

The Company offers the details of this vessel or yacht in good faith but cannot guarantee or warrant the accuracy of this information nor warrant the condition of the vessel. A buyer should instruct his representatives, agents, or his surveyors, to investigate such details as the buyer desires validated. This vessel or yacht is offered subject to prior sale, price change, or withdrawal without notice.

PHOTOS































CONTACTS

Andrey Shestakov, leading yacht broker of the sales department of Shestakov Yacht Sales Inc. Shestakov Yacht Sales Inc., the official representative of the Miami/Fort Lauderdale FL headquarters.

Contact details

Email: **andrey@shestakovyachtsales.com**

Web: shestakovyachtsales.com/en/

Telephones

USA: **+1(954)274-4435**

Office hours

Monday – Saturday: **9:00 - 21:00** EDT

Sunday: **closed**

Address



Harbour Towne Marina, 850 NE 3rd St, STE 213, Dania, FL 33004