

OUR TRADE — BOSTON WHALER



Builder: BOSTON WHALER

Year Built: 2016

Model: Center Console

Price: PRICE ON APPLICATION

Location: United States

LOA: 42' 6" (12.95m)

Beam: 13' 0" (3.96m)

Max Draft: 2' 7" (0.79m)

Cruise Speed: 10 Kts. (12 MPH)

Max Speed: 44 Kts. (51 MPH)

Our experienced yacht broker, Andrey Shestakov, will help you choose and buy a yacht that best suits your needs **Our Trade — BOSTON WHALER** from **our catalogue**. Presently, at **Shestakov Yacht Sales Inc.**, we have a wide variety of yachts available on **our sale's list**. We also work in close contact with all the big **yacht manufacturers** from all over the world.

If you would like to buy a yacht **Our Trade — BOSTON WHALER** or would like help answering any questions concerning purchasing, selling or chartering a yacht, please call **+1(954)274-4435**

TABLE OF CONTENTS

TABLE OF CONTENTS	2
SPECIFICATIONS	4
Basic Information	4
Dimensions	4
Speed, Capacities and Weight	4
Accommodations	4
Hull and Deck Information	5
Engine Information	5
DETAILED INFORMATION	6
Vessel Walkthrough	6
Highlights	6
Exterior & Deck	7
Interior	7
Electronics/AV	8
Mechanical	9
Exclusions	9
Disclaimer	9
PHOTOS	10
Starboard Profile	10
Starboard Profile 2	10
Bow	10
Port facing Stern	10
Stern	10
Quad Mercury 350 Engines	10
Side Boarding Door	10
Cockpit	10
Cockpit with folding bench seat	11
Teak tables in cockpit	11

Summer kitchen	11
Summer kitchen 2	11
Triple Helm Chair Seating	11
Helm	11
Helm Electronics	11
Bow	11
Bow seating	12
Bow facing stern	12
Bow Storage	12
Interior	12
Interior facing stern	12
Head	12
Hardtop with Raymarine Radar	12
Engine Room	12
Quad Mercury 350 Engines	13
CONTACTS	14
Contact details	14
Telephones	14
Office hours	14
Address	14

SPECIFICATIONS

Basic Information

Category: Center Console

Sub Category: Walk-around

Model Year: 2017

Year Built: 2016

Country: United States

Vessel Top: Hardtop

Dimensions

LOA: 42' 6" (12.95m)

Beam: 13' 0" (3.96m)

Max Draft: 2' 7" (0.79m)

Speed, Capacities and Weight

Cruise Speed: 10 Kts. (12 MPH)

Cruise Speed RPM: 2750 Kts.

Max Speed: 44 Kts. (51 MPH)

Max Speed RPM: 6325 Kts.

Displacement: 29500 Pounds

Gross Tonnage: 15 Pounds

Water Capacity: 60 Gallons

Holding Tank: 20 Gallons

Fuel Capacity: 600 Gallons

Accommodations

Total Cabins: 1

Total Berths: 1

Sleeps: 2

Total Heads: 1

Hull and Deck Information

Hull Material: Fiberglass

Hull Configuration: Modified Deep Vee

Hull Color: Abaco Blue

Hull Designer: Boston Whaler

Exterior Designer: Boston Whaler

Interior Designer: Boston Whaler

Engine Information

Engines: 4

Manufacturer: Mercury

Model: 350 L6 DTS White Quad Mercury
Verado FourStrokes

Engine Type: Outboard

Fuel Type: Gas

DETAILED INFORMATION

Vessel Walkthrough

This state-of-the-art 2017 Boston Whaler 420 Outrage is everything your family needs for a day out on the water! Loaded with Quad-350 White Mercury engines with Joystick piloting, Abaco Blue painted hull, Summer Kitchen with dual refrigerators, and more. This vessel won't last long!

The upgraded Raymarine Electronics package with XM Weather, an additional GS165 15" display screen (3 each total), open array radar, and premium audio package makes operating her a dream. Unique to this boat is the tan console that matches the exterior cushions. The cockpit foldout bench seating is ideal for relaxing or fold it up for catching that perfect fish.

Enjoy a reprieve in the double berth or convertible pull-out settee during overnight stays. The full galley has a refrigerator/freezer, microwave, and sink with solid surface counter for meal prep. There is also an enclosed head with a rain shower, solid surface sink, and Vacu-flush toilet.

This vessel is located in Sarasota, FL about an hour south of Tampa Bay. To view the slideshow type [https:// thenstillsilver.smugmug.com/Category/Marine-Max-Boston-Whaler-Slideshow/](https://thenstillsilver.smugmug.com/Category/Marine-Max-Boston-Whaler-Slideshow/)

Highlights

- Q-350 Mercury Engines w/Joystick Piloting
- Painted Hull - Abaco Blue
- Underwater lighting, Multicolor
- Bow Rail
- Windlass Chain for Anchor
- Bow Table w/Filler Cushion
- Bow Sun Shade
- Cockpit Foldout Bench Seat, Starboard
- Raymarine Electronics Package
- Additional Raymarine GS 165 15" Display Screen
- Open Array Radar w/Satellite Weather
- Premium Audio Package
- Tan Console - Matches Exterior Cushions *Unique Feature*
- Summer Kitchen Leaning Post
- Hardtop Enclosure w/Curtains, Aft

Exterior & Deck

- Painted Hull - Abaco Blue: **UPGRADE**
- Underwater lighting, Multi-color: **UPGRADE**
- Bow Rail: **UPGRADE**
- Windlass Chain for Anchor: **UPGRADE**
- Bow Table w/Filler Cushion: **UPGRADE**
- Bow Sun Shade: **UPGRADE**
- Cockpit Foldout Bench Seat, Starboard: **UPGRADE**
- Tan Console - Matches Exterior Cushion Color *Unique Feature*: **UPGRADE**
- Summer Kitchen Leaning Post: **UPGRADE**
- Hardtop Enclosure w/Curtains, Aft: **UPGRADE**
- 10" stainless steel cleats (stern cockpit with gunnel board hawse pipe (2), anchor locker (1))
- 10" stainless steel pull-up cleats (bow (2), spring line (2), crosstie cleats at transom (2))
- 28" interior freeboard
- Acrylic transom door with stainless steel latch
- Anchor roller davit - stainless steel thru hull
- Boarding ladder at transom
- Drink holders - stainless steel (4 in bow, 2 in hawse pipes, 6 at helm, 2 at console lounge, 2 at leaning post)
- Lighting - LED courtesy lighting in cockpit (blue)
- Livewell - pressurized insulated (24 gallons) in aft port corner with clear lid, blue interior and red LED light
- Molded fiberglass boarding/dive door port side with removable stainless steel dive ladder with dedicated storage
- Rod holders - transom mounted (5), under gunner (3)
- Self-bailing cockpit sole
- Under gunnel storage shelf with downrigger weight holders (2 per side)

Interior

- 12-V USB charging ports - port and starboard sides
- 28" flat screen HDTV
- Air conditioner (12,000 BTU)
- Carbon monoxide detector
- Central vacuum system with hose and attachments with dedicated storage
- Convertible double berth with filler cushion; comes with fitted sheet, comforter and two regular size pillowcases
- Convertible pull-out settee
- Digital vessel control; iPad with inductive charging case, CZone App (monitor vessel systems and control DC circuits)

- Hanging locker
- Hardwood cabin sole
- LED Lighting
- Rod storage (4)
- Table – wood table that lowers to support filler cushion for forward double berth
- *Galley*
 - Dedicated dish storage in pull-out drawer below sink and in a cabinet above the sink
 - Microwave
 - Refrigerator/freezer – stainless steel 12-V/120-V (1.7 cubic ft)
 - Sink filler – solid surface matching countertop with integral cutting board
 - Sink with faucet and solid surface countertop
- *Head*
 - Electric Vacu-Flush® toilet, holding tank with vent filter, overboard discharge, dockside pump-out and tank level indicator
 - Enclosed shower – rain shower head with hot and cold faucet and shower curtain providing protection of vanity area
 - Flooring – solid surface tile
 - Solid surface pull-out countertop forward of vanity
 - Vanity with sink, polished chrome faucet and backlit mirror

Electronics/AV

- Raymarine Electronics Package: Raymarine gS165 15.4" Electronics/Dual Navigation Package - includes: GPS/chart plotter/fishfinder, 1000 watt thru hull transducer, Raymarine 260 modular VHF system: **UPGRADE**
- Additional Raymarine GS 165 15" Display Screen: **UPGRADE**
- Open Array Radar w/Satellite Weather: **UPGRADE**
- Premium Audio Package: **UPGRADE**
- Center helm layout
- Compass
- Electrical switch panel with stainless steel switches with illuminated text
- Footrest – port side passenger fold-down footrest
- Lockable acrylic sliding entry door with translucent skylight inset at the top of door for natural light
- Lockable glove box with 12-V receptacles and USB charging port
- Mercury DTS dual binnacle controls with integrated engine trim controls
- Mercury SmartCraft Vessel View 7" color LCD Display (network connections to Raymarine with Navigation Package)
- Steering wheel – cast stainless steel with knob and tilt helm
- Switches – remote ignition key switches in cabin with pushbutton start/stop at helm
- Theft deterrent system with remote connectivity - includes: anti-theft security key,

Boston Whaler Proprietary Vessel Monitoring System, cellular and Satellite 24 hour monitoring system providing world-wide coverage, monitor tanks, batteries, shore power, and high water sensor, remote control of cabin air-conditioning, lighting, circuits and freezer plates, telematics tracking system with GeoFence Immobilization

- Windshield defogger with remote shutoff control

Mechanical

- Q-350 Mercury Engines w/Joystick Piloting (150 Hours as of 5/17): **UPGRADE**
- ACR spotlight (premium)
- Advanced battery management system; in cabin electric switches and charging relays with remote paralleling
- Air conditioner (cabin) (12,000 BTU) reverse cycle & Air conditioner (helm deck) (12,000 BTU) reverse cycle
- Battery trays (7)
- Bilge pump - high water bilge pump with alarm (2,000 GPH)
- Bilge pumps - automatic (1,100 GPH forward, 2,000 GPH aft)
- Dual 30-amp shore power inlets with battery chargers, isolation transformers and 50' shore power cords
- Electric trim tabs with indicator (auto glide, dynamic running surface, dual ram)
- Engine fuel/water separators
- Freshwater hot and cold water system with dockside hookup and tank level indicator integrated into VesselView
- Generator - low CO gas (10 kW) 120-V 60 Hz with fire suppression system, automatic with manual override
- Manifold plumbing system with individual valve per circuit
- Stainless steel propellers
- Water heater

Exclusions

Owner's personal belongings.

Disclaimer


The Company offers the details of this vessel or yacht in good faith but cannot guarantee or warrant the accuracy of this information nor warrant the condition of the vessel. A buyer should instruct his representatives, agents, or his surveyors, to investigate such details as the buyer desires validated. This vessel or yacht is offered subject to prior sale, price change, or withdrawal without notice.

PHOTOS


Starboard Profile




Starboard Profile 2




Bow



Port facing Stern




Stern



Quad Mercury 350 Engines



Side Boarding Door



Cockpit



Cockpit with folding bench seat



Teak tables in cockpit



Summer kitchen



Summer kitchen 2



Triple Helm Chair Seating



Helm



Helm Electronics



Bow



Bow seating



Bow facing stern



Bow Storage



Interior



Interior facing stern



Head




Hardtop with Raymarine Radar



Engine Room



Quad Mercury 350 Engines



CONTACTS

Andrey Shestakov, leading yacht broker of the sales department of Shestakov Yacht Sales Inc. Shestakov Yacht Sales Inc., the official representative of the Miami/Fort Lauderdale FL headquarters.

Contact details

Email: **andrey@shestakovyachtsales.com**

Web: shestakovyachtsales.com/en/

Telephones

USA: **+1(954)274-4435**

Office hours

Monday – Saturday: **9:00 - 21:00** EDT

Sunday: **closed**

Address



Harbour Towne Marina, 850 NE 3rd St, STE 213, Dania, FL 33004