

JOLLY ROGER — VIKING



Builder: VIKING

Year Built: 1999

Model: Sport Fisherman

Price: PRICE ON APPLICATION

Location: United States

LOA: 55' 0" (16.76m)

Beam: 17' 11" (5.46m)

Cruise Speed: 30 Kts. (35 MPH)

Max Speed: 34 Kts. (39 MPH)

Our experienced yacht broker, Andrey Shestakov, will help you choose and buy a yacht that best suits your needs **Jolly Roger — VIKING** from **our catalogue**. Presently, at **Shestakov Yacht Sales Inc.**, we have a wide variety of yachts available on **our sale's list**. We also work in close contact with all the big **yacht manufacturers** from all over the world.

If you would like to buy a yacht **Jolly Roger — VIKING** or would like help answering any questions concerning purchasing, selling or chartering a yacht, please call **+1(954)274-4435**

TABLE OF CONTENTS

TABLE OF CONTENTS	2
SPECIFICATIONS	4
Overview	4
Basic Information	4
Dimensions	4
Speed, Capacities and Weight	4
Accommodations	5
Hull and Deck Information	5
Engine Information	5
DETAILED INFORMATION	6
Upgrades	6
Walkthrough	6
Salon	7
Galley/Dinette	8
Companionway	8
Master Stateroom	9
Master Head	9
Guest VIP Stateroom, Forward	10
VIP Head	10
Guest Stateroom, Starboard	11
Guest Head	11
Flybridge	12
Electronics	13
Deck Equipment	13
Cockpit	14
Fishing Equipment	15
Mechanical	15
Electrical Equipment	17

Exclusions	18
Disclaimer	18
PHOTOS	19
CONTACTS	25
Contact details	25
Telephones	25
Office hours	25
Address	25

SPECIFICATIONS

Overview

2000 55' Viking Convertible "JOLLY ROGER"

The "Jolly Roger" has been captain maintained with an open checkbook policy. She features three staterooms and two heads with the desirable forward crossover layout. This vessel has many upgrades including a new eisenglass enclosure, awlgrip paint on non-skid, new AC unit, new windlass, and all engine work up to date including 1,000 hour service.

Basic Information

Category: Sport Fisherman

Sub Category: Convertible

Model Year: 2000

Year Built: 1999

Country: United States

Fly Bridge: Yes

Cockpit: Yes

Dimensions

LOA: 55' 0" (16.76m)

Beam: 17' 11" (5.46m)

Speed, Capacities and Weight

Cruise Speed: 30 Kts. (35 MPH)

Max Speed: 34 Kts. (39 MPH)

Water Capacity: 250 Gallons

Holding Tank: 50 Gallons

Fuel Capacity: 1450 Gallons

Accommodations

Total Cabins: 3

Total Berths: 5

Sleeps: 6

Total Heads: 2

Hull and Deck Information

Hull Material: Fiberglass

Engine Information

Engines: 2

Manufacturer: MAN

Model: 2842LE

Engine Type: Inboard

Fuel Type: Diesel/Electric

DETAILED INFORMATION

Upgrades

- Rebuilt port engine to include main and rod bearings, oil pump, rods/pistons/sleeves/heads/valves/turbos (11/17)
- Completed the 1000 hour service on both engines and generator to include heat exchangers, oil coolers, new fuel injectors, bosch fuel injection pumps, belts, change all fluids in engines and generator (11/17)
- New headhunter water pump w/ accumulator (11/17)
- New starboard AC Unit (4/17)
- Painted all non-skid areas w/ awlgrip snow white (11/16)
- New AC Raw water pump and hoses (10/16)
- New helm Steering Pump (10/16)
- New bottom job (9/16)
- New under water lights (9/16)
- New generator heat exchanger (8/16)
- Lewmar V4 Windlass (8/16)
- New Master Head and Macerator (8/15)
- Sentry Battery Charger (6/15)
- New Batteries (6/15)
- HRO Water Maker- 700gal. (2/15)
- New Eskimo Ice Machine (2/15)
- New rudder bearings (6/14)
- New KVH SAT system w/ (2) receivers (3/14)
- Replaced sanitation and Fuel hoses (6/14)
- Clear 2 Sea full bridge enclosures (4/14)
- 2000 Hour Service completed (2/12)

Walkthrough

An L-shaped lounge to port has rod and general stowage underneath and is perfectly situated to view the 42-inch flat screen television, which overlooks a spacious dinette opposite the galley. Built into the galley island with dual egress are Sub-Zero refrigeration and freezer units, while comfortable bar stools add useful and stylish practicalities. The salon features teak varnished with a high gloss or satin finish. Abundant stowage is a given, yet the 55 Convertible takes this feature to the next level with honeycomb cored doors to help shed unnecessary pounds for speed and efficiencies under way. Granite surfaces utilize a strong, lightweight core. Below, the three-stateroom, two-head layout maximizes the use of space for comfort and privacy. The master and forward staterooms each have queen-size berths with custom inner-spring mattresses and private access to the heads with spacious fiberglass shower

stalls with built in molded seats. The crossover berth is in the forward cabin. The port stateroom features side-by-side berths with private head access. The washer and dryer in the companionway are conveniently complemented with a nearby spacious linen locker. The flying bridge with its center console command station features power-assisted hydraulic steering, single-lever electronic controls, and electronic trolling valves. Electronics stow neatly beneath clear acrylic panels, protected from the most severe conditions yet always within an easy glance. A pair of Murray Products teak ladder back helm seats on polished stainless-steel pedestals is standard. Additional seating can be found forward of the helm console and adjacent on port and starboard lounges, each with removable jump seat backrests and rod stowage below. A sink with fresh water and an insulated drink box add comforts and cruise conveniences.

Salon

- Carpet w/runner
- End table w/ lamp
- Teak coffee table
- Upholstered valances
- Blinds
- Teak wood finish throughout
- TV
- Entertainment center
- GE icemaker
- Onan generator remote
- Bose surround sound speakers
- Teak dinette table with teak pedestal
- Air conditioning with reverse cycle heat with temperature control that circulates from hidden registers behind the valences to maximize comfort while minimizing noise and drafts
- Carpeting, wall-to-wall with lead lined padding for sound absorption
- Cocktail table, teak, high-gloss finish, Hi-low
- Fabric window panels with teak edge
- Finished teak on aft face of galley island and dinette
- Fixed, frameless side windows with tinted, tempered glass for style, natural lighting, and privacy
- High gloss finished teak throughout
- Home theater system with Sharp 40" color LED 3D flat screen TV, Bose V-25 system with custom surround sound and Blue Ray player
- Lighting, overhead LED lights recessed in headliner and indirect decorative rope lighting behind valences, 120V AC and 24V DC
- L-shaped lounge with storage underneath
- Main electrical service panel, AC/DC, raised backlit for easier viewing
- Majilite headliner, natural color, 1/8" foam & tricot backing

- Sliding salon door- lockable, molded fiberglass door with window and teak interior finish, with positive catch when opened with key lock
- Silhouette blinds for desired natural lighting and additional privacy
- Teak cabinetry with drawers with finished maple interior
- Teak trim where the Amtico floor meets carpet
- Teak valances
- Vinyl Amtico flooring at salon entrance

Galley/Dinette

- Insta hot water
- Wine cooler-16 bottle
- Electrical sub panel
- Water gauge
- Electrical outlets
- Storage cabinets and drawers
- GE Microwave
- Blue leather Dinette couch with removable cushions and storage underneath
- Dinette table, teak, high-gloss finish with single pedestal, bolted to backup plate laminated in floor
- Electrical sub-panel for galley appliances
- Electric range, 3-burner, recessed in counter top with Corian lids and automatic shut off switch when lids are in place
- Exhaust fan, high velocity
- Galley countertop, high-gloss bone-color Corian w/ molded sink & Grohe faucet
- Garbage disposal in sink
- Lights, overhead LED
- Majilite headliner, natural color, 1/8" foam & tricot backing
- Microwave/convection oven located in upper galley cabinet above sink
- Refrigerator and freezer, Sub-Zero, large capacity, deep-drawer under-counter style with varnished teak faces. Ice maker in freezer
- Silhouette blinds
- Sink, bone-color Corian molded-in countertop with satin nickel galley faucet
- Storage cabinets in upper galley, varnished teak doors with deep, pullout drawers with slides for smooth movement and latches to keep drawers in place while underway
- Storage cabinets and drawers in lower galley, varnished teak doors and faces with stowage for stove lids, utensils and other items. Finished maple interiors
- Vinyl Amtico Flooring
- Water tank level gauge located in galley sub-panel

Companionway

- Storage under steps
- Storage cabinet to starboard
- Runner
- Awlgrip bilge areas with access hatches, snow white and lighted for easier maintenance and cleaning
- Carpeting, carpeted steps from galley to companionway
- Central vacuum unit connection with accessories
- Laundry center with stackable front loading washer and dryer behind teak door
- Lighting, overhead LED lights recessed in headliner
- Majilite headliner, natural color, 1/8" foam & tricot backing
- Wall panels, natural color Majilite headliner individually installed with Velcro backing for easy maintenance

Master Stateroom

- Wallpaper
- Mirrored headboard
- Sharp flat screen TV
- Overhead hatch
- Vanity
- En-suite head
- Air conditioning with reverse cycle heat with temperature control
- Bedspread - quilted, designer style
- Carpeting
- Drawer storage under bed, (2) large drawers
- End tables on either side of bed with drawer and door storage w/ lamps
- Entry credenza with drawer storage
- Hanging locker, teak, finished maple interior and spacious
- Headboard, upholstered
- Lighting, overhead LED lights and decorative indirect rope lighting from underneath bed platform
- Majilite headliner, natural color, 1/8" foam & tricot backing
- Pillow shams (2)
- Queen-size, walk-around fore and aft bed with System #3 upgraded mattress,
- "Handcraft" innerspring and lift up top with gas pistons and finished maple interiors for storage underneath
- Reading lights, overhead with separate switches
- Sheets (1 set), fitted cotton fabric
- Overhead Stereo speakers recessed in tied into salon stereo with remote control
- TV, 26" flat-screen

Master Head

- Counter top w/ recessed molded sink& designer faucet
- Mirrored medicine cabinet
- Vacu flush electric head
- Towel racks
- Linen closet
- Overhead lights
- Storage below counter
- Electrical outlets
- Amtico teak and holly flooring
- Stall shower w/ glass door

Guest VIP Stateroom, Forward

- VIP Viking preferred layout
- Overhead hatch w/ cover
- Electrical outlets
- Privacy door
- Teak wood throughout
- En-suite head
- Air conditioning with reverse cycle heat with temperature control
- Bedspread - quilted, designer style
- Carpeting
- Hanging locker, teak, maple-lined and spacious
- Lighting overhead LED lights and decorative rope lighting underneath bed platform and behind valences
- Majilite headliner, natural color, 1/8" foam & tricot backing
- Private access to head
- Queen-size walk-around bed with System #1 upgraded mattress, "Handcraft" innerspring and lift up top with gas pistons and finished maple interiors for storage underneath
- Reading lights with separate switches
- Designer bedding & pillows
- Sheets, (1 set), fitted cotton fabric
- Stereo speakers recessed tied into salon stereo with remote control
- Storage cabinets, port and starboard sides of bed, teak, finished maple interiors
- Storage drawers under bed, (2) large drawers
- Teak shelf
- Sharp TV, 19" flat screen television

VIP Head

- Counter top w/ recessed molded sink & designer faucet

- Mirrored medicine cabinet
- Vacu flush electric head
- Towel racks
- Linen closet
- Overhead lights
- Storage below counter
- Electrical outlets
- Amtico teak and holly flooring
- Stall shower w/ glass door

Guest Stateroom, Starboard

- Over/under berths
- TV
- Overhead lighting
- Air conditioning with reverse cycle heat with temperature control
- Designer Bedspread - quilted, designer style
- Carpeting
- Hanging locker, maple-lined
- Lighting, overhead LED lights and courtesy rope lighting underneath lower bunk rail
- Majilite headliner, natural color, 1/8" foam & tricot backing
- Private access to head
- Sheets, (1 set), fitted cotton fabric
- Side by side bunks
- Stereo speakers recessed in tied into salon stereo with remote control
- Storage drawer located under hanging locker
- System #1, upgraded mattress, "Handcraft" innerspring

Guest Head

- Air conditioning/heat with vent in soffit
- Electric heads Sealand with overboard and holding tank discharge
- Exhaust fan with vent soffit
- Lower vanity with teak face
- Lights, overhead LED lights recessed in soffit and in ceiling
- Mirrored wall behind upper vanity, medicine cabinet with doors
- One-piece vanilla Corian counter top with rounded edges and sink with satin nickel faucet
- Receptacle, 120V-GFCI
- Shower door single piece glass with satin nickel hardware
- Shower light

- Stall shower, fiberglass with satin nickel shower fixtures and with drain to automatic sump pump in bilge
- Towel bars and rings - satin nickel
- Amtico vinyl floor

Flybridge

- Helm chairs
- Pod helm w/ single lever controls
- Electronics package
- Side seating with cushions & storage below
- Forward seating w/storage below
- Hard top w/ enclosure
- Forward drink box
- Overhead lights
- Non skid deck
- Rocket launcher aft
- Bridge installed without exposed fasteners
- Center console walk around helm with electronic storage in raised pod with additional storage
- Connection lug for single side band grounding
- Controls: Top mounted single lever electronic controls with station select and keypad
- Electronic trolling valves
- Extended overhang for extra room to move around behind helm and companion seats with anodized aluminum aft railing
- Fire system control with automatic and manual discharge and override system located at console
- Fresh water outlet
- Fuel gauge located in cabinet at console
- Furuno RD-33 depth finder / sea temperature gauge
- Handrails, powder-coated aluminum effectively positioned above ladder to bridge and at helm
- Helm seat, companion seat, Murray Product, teak, ladder back with 4" pedestals and removable cushions and covers, adjustable
- Instrumentation based on standard engine package, lighted with switches in radio box
- Insulated drink box forward, starboard corner
- Lighted compass, flush-mounted on centerline
- Lounge seating to port and starboard and at forward end of helm console with vinyl covered foam cushions, hinged for access to storage under seats
- Manual engine shutdown switches at cabinet in console
- Moritz safety monitoring system with audible and visible alarms: fire, engine room

temperature, high bilge water, high exhaust temperature, high coolant temperature, low oil pressure, and generator as well as confirming correct system operation

- Non-skid deck molded for traction and durability
- Starboard jump seat facing aft, hinged for access to bucket storage beneath at aft end of starboard lounge
- Power assist steering with steering junction block under helm for future stations/autopilot
- Recessed electronics box in console for custom electronics package that is easily viewable and protected from the elements by acrylic fitted lids with gaskets and stainless steel gas pistons
- Recessed radio box with switch panel on starboard side of console
- Removable flybridge (2) jump seat backrests
- Sink with sprayer head at forward end of flybridge
- Stereo speakers, flush-mounted to aft ends of Fusion radio
- bridge with remote control
- Trim tab control switch mounted at console
- Trumpet style air horns, (2)
- Under helm access with lights and storage room
- VHF radio ICOM 602 with antenna and mounts

Electronics

- GPS/chart plotter
- Furuno radar/GPS/chart plotter
- Simrad AP auto pilot
- VHF radio
- Garmin touch screen 7215 - 15" monitor

Deck Equipment

- Transom door w/ gate
- Bow pulpit
- Windlass w/ foot pedals
- Trim tabs
- Aluminum bow rail
- Bow pulpit
- Transom door
- Hard top w/ enclosure
- Anchor locker with access from foredeck
- Anchor rode 250'
- Awlgrip bilge areas with access hatches, snow white and lighted using magnetic

switches for easier maintenance and cleaning

- Awlgrip lazarette, engine, anchor locker and forward bilges
- Bow pulpit, molded fiberglass with non-skid and stainless steel anchor shoot
- Bow rail, anodized aluminum, brushed finish
- Handrails, powder coated aluminum contoured to follow house side window line for access to foredeck
- Mooring lines, braided nylon (6)
- Ships bell
- Stainless steel bow, spring and stern cleats thru-bolted to aluminum backing plates

Cockpit

- Transom door w/ gate
- Fish boxes in sole
- Fresh and salt water wash down
- Electrical 50 amp shore power w/ cablemaster
- Rod holders
- Engine room access door
- Step box
- Insulated drink box at salon door
- Sliding salon door
- Aluminum ladder to bridge
- Boarding box, fiberglass with non-skid, lift up top and storage
- Cable TV and telephone connections located in port side locker and wired to a home run
- RG6 TV cable to accommodate satellite system
- Phone cable is CAT-5 to accommodate current data phone systems
- Dockside electric connection - 50 amp/220 volt electric retractable Glendinning Cablemaster (1), located in port side locker under gunwale and (1) 50 amp 220 volt inlet with hinged door
- Dockside water connection with pressure reducing valve in starboard side locker under gunwale
- Engine room access with hatch and ladder to engine room
- Extended flybridge overhang for shade
- Freshwater wash down with hose bib located in side locker under gunwhale
- Gaskets for all lids, doors and access doors
- Grabrails at cockpit haunch
- Indirect rope lighting under coaming
- Insulated drink box under-mounted in salon step for direct access from cockpit
- Ladder to flybridge, one-piece, anodized aluminum with non-skid treads
- Laminated mounting plate in-deck for future fighting chair or table
- Lazarette hatch with access to steering, trim tabs, drain pumps

- Lighting, recessed lights in flybridge overhang
- Observation mezzanine, port aft facing lounge with sunbrella covered cushions, hinged seat with freezer storage under lounge area, lower storage area insulated hinged for access, tackle cabinet to starboard with drawers and push release door, and insulated storage box to starboard
- Molded non-slip deck
- Recessed in-deck fish box to starboard, insulated and removable with pump out and drain plate with large holes for easy pump-out and cleaning
- Recessed in-deck storage boxes to port forward box insulated aft optional live well
- Rod holders, Rupp (4) stainless steel and flush-mounted
- Rounded cockpit coaming for comfort
- Salon door, molded fiberglass sliding door with frameless window and teak interior
- Sea water washdown with pump in engine room and supply at side locker under forward port gunwale to keep deck clean while fishing
- Self bailing cockpit with large cockpit scuppers
- Side locker with storage for gaffs and or other accessories located in port side locker with hinged door
- Stainless steel gas springs on all hatches and lids
- Stainless steel cleats and recessed hawse pipes
- Stereo speakers tied into salon stereo with remote control
- Strap with padding to keep transom door open
- Transom swim steps at transom door
- Transom coaming with walk-through transom door with lift gate, molded fishbox
- Y- valve for fresh and saltwater wash downs

Fishing Equipment

- Rupp outriggers
- Bait prep center
- Tackle station
- Raw and fresh water wash downs
- Bait freezer
- Fish boxes in sole
- Rocket launcher off hard top
- Teaser reels
- Rod holders
- Transom door w/ gate

Mechanical

- Twin MAN 1200 HP diesel engines (Port engine rebuilt 11/17 - 15hrs since rebuild)
- 1000 Hour service on both engines and generator (11/17)

- Onan generator 21 kw
- Engine room blowers
- Racor
- Dripless shaft logs
- I beam engine beds
- Acoustic insulation
- Engine remote start/stops
- Cruisair compressors
- Hot water heater
- Glendinning cablemaster bucket
- Water pressure pump
- Halon bottle
- Overhead lights
- Delta T vent
- Remote gauges for engines
- Mufflers
- Batteries
- Battery chargers
- Battery isolators
- Air Conditioning – direct expansion zoned with reverse cycle heat for complete climate control throughout the interior and with individual temperature controls for staterooms and salon
- A/C pressurized fresh water system with on deck fresh water fill and cockpit dockside supply inlet with pressure reducing valve
- Bilge pumps with additional clean-out pumps in keel area linked into monitoring system and connected to float switches for automatic and manual operation
- Centralized sea water supply system with dedicated seacock, strainer, pump and distribution manifold for sea water cooled systems and live wells
- DC power assist hydraulic steering independent of engines
- “Delta T” engine room ventilation system with supply and discharge fans for proper fresh air supply and water intrusion suppression
- Engine room entrance package consisting of gauges for digital tachometer, engine water temperature, and engine oil pressure, and remote mounted engine start and stop switches for easier viewing and accessibility
- External sea strainers for main engine pick-ups
- Fire suppression system, automatically or manually operated and tied into main engine and generator ignition systems with override
- Fresh water supply in engine room for general maintenance and cleaning
- Fuel and oil lines, flexible, steel reinforced USCG approved, aircraft type
- Fuel priming pumps electric 24V DC
- Fuel transfer system electric 24V DC
- Hour meters on main engines and generator
- Mufflers – engines linear exhaust with oval outlets
- Oil changing system, gear type pump for main engines, transmissions, and

generator

- PEX plumbing, fresh water system plumbing with manifold system shut off in engine room and forward bilges
- Propellers-Class “S” pitch tolerance (ISO 484/2] and dynamic balancing.
- Advanced design cambered blade sections for optimum performance. Nibral alloy for maximum durability.
- Racor fuel water separators for main engines and generator clear bowl type, top loading for easier maintenance – includes vacuum gauge for fuel filter restriction
- Rudders, stainless steel, composite rudder bearing with drip-less seal laminated into hull Seacocks, bronze, ball-type sea valves and strainers for all thru-hulls below the water line Shafts
- 2 Aquamet high-strength stainless steel, double-taper with machined keyway and custom thrust plate at main engine couplings
- Structural steel engine beds mounted to transverse intermediate bulkheads to isolate torque and vibration/engine noise and ensure drive-train alignment
- Struts – thru-water, Nibral
- Trim tabs with individual controls w/the trim tab covers on transom
- Water heater 220V AC electric
- Y-valve emergency bilge pumps (2)
- Anchor – constructed with a high-tensile, corrosion resistant aluminum magnesium alloy

Electrical Equipment

- Onan 21 kW diesel generator
- Battery chargers
- Glendinning cable master
- Electrical panel
- Isolators
- Electrical outlets
- 24 volt DC ship’s service throughout
- 24/12 volt power supply with breakers on flybridge for future electronics
- 110V outlet in engine room on aft bulkhead
- Anchor light/navigation lights
- Batteries, (2) independent 24 volt banks mounted in fiberglass storage box
- Battery chargers, (2) with thermal cut off and switching system for complete integration
- Battery distribution panel with battery cut off and charging system breakers
- Battery parallel system for main engines and generator start
- Bonded electrical system with ground plate
- Color-coded, labeled and numbered wiring system with corresponding drawings
- Emergency DC crossover
- Engine room lights, AC and DC with switch at engine room entrance

- Generator, Diesel – Onan 21.5 kW E-QD (electronic quiet diesel) Series, userfriendly with electronic governing allowing voltage and electronic frequency control
- Glendinning cablemaster (1) with 3 wire grounded cord, (1) Additional 50 amp 220 volt inlet with 50' cord
- Instrument panel lights for flybridge and main electric panel
- LED interior lighting with dimmers throughout excluding the companionway
- Lighting, Overhead LED lights recessed in ceiling and rope type décor lights concealed by upholstered valences, 24 and 120 volt throughout
- Master electrical control panel raised in salon with 24V/120V circuit breakers, individual switching for shore 1, shore 2, or generator supply and gauges for electrical supply, voltmeter, ampmeter, and frequency
- Phone cable is CAT-5 to accommodate current data phone systems
- Receptacles, 120 volt duplex with GFI throughout
- RG6 TV cable to accommodate satellite system
- SSB radio ground strap laminated deck house and hull
- Sub-panel located near galley with breakers for galley appliances, and galley lights and with gauge for water tank and alarm panel for safety monitoring system
- Voltage stabilizer isolation transformer on cable masters for more consistent, cleaner voltage


Exclusions

Owner's personal belongings.

Disclaimer

The Company offers the details of this vessel or yacht in good faith but cannot guarantee or warrant the accuracy of this information nor warrant the condition of the vessel. A buyer should instruct his representatives, agents, or his surveyors, to investigate such details as the buyer desires validated. This vessel or yacht is offered subject to prior sale, price change, or withdrawal without notice.






PHOTOS













CONTACTS

Andrey Shestakov, leading yacht broker of the sales department of Shestakov Yacht Sales Inc. Shestakov Yacht Sales Inc., the official representative of the Miami/Fort Lauderdale FL headquarters.

Contact details

Email: **andrey@shestakovyachtsales.com**

Web: shestakovyachtsales.com/en/

Telephones

USA: **+1(954)274-4435**

Office hours

Monday – Saturday: **9:00 - 21:00** EDT

Sunday: **closed**

Address



Harbour Towne Marina, 850 NE 3rd St, STE 213, Dania, FL 33004