

SEA BEAR — WESTPORT



Судостроитель: WESTPORT

Год постройки: 2009

Модель: Моторная яхта

Цена: ЦЕНА ЯХТЫ ПО ЗАПРОСУ

Местонахождение: United States

Длина общая: 112' 0" (34.14m)

Ширина: 23' 9" (7.24m)

Макс. осадка: 5' 6" (1.68m)

Крейс. скорость: 18 Kts. (21 MPH)

Макс. скорость: 24 Kts. (28 MPH)

Купить **SEA BEAR — WESTPORT** а также выбрать подходящую вам яхту из нашего **каталога яхт** вам поможет опытный яхтенный брокер Андрей Шестаков. На сегодняшний день компания **Shestakov Yacht Sales Inc.** имеет большое количество яхт в **собственном списке продаж**, а также тесно сотрудничает со всеми крупными **яхтенными производителями** по всему миру.

Для того чтобы купить яхту **SEA BEAR — WESTPORT** а также проконсультироваться по любому вопросу связанному с покупкой, продажей, чартером яхт позвоните по телефону **+7(918)465-66-44**.

ОГЛАВЛЕНИЕ

ОГЛАВЛЕНИЕ	2
ХАРАКТЕРИСТИКИ	6
Обзор	6
Основная информация	6
Размеры	6
Скорость, вместимость и масса	6
Размещение	7
Корпус и палуба	7
Информация о двигателе	7
ПОДРОБНОЕ ОПИСАНИЕ	8
Walkthrough	8
Salon	10
Dining	10
Main Deck / Foyer	11
Galley / Dinette	11
Pilothouse	12
Master Stateroom	13
Master Head	13
VIP Stateroom	14
VIP Head	14
Mid Guest Foyer	15
Guest Stateroom / Port	15
Guest Head / Port	15
Guest Stateroom / Starboard	16
Guest Head / Starboard	16
Captain / Crew Quarters	16
Captain / Crew Heads	17
Flybridge	17

Foredeck	18
Boat Deck & Gear	18
Systems	18
Electrical Equipment	20
Engine Room & Mechanical Equipment	21
Swim Step	22
Safety Equipment	22
Remarks	23
Exclusions	23
Исключения	23
Отказ от ответственности	23
ФОТОГРАФИИ	24
Aft Deck	24
Aft Deck	24
Aft Deck	24
Aft Deck	24
Salon	24
Salon	24
Salon	24
Salon	24
Dining	25
Dining / Salon	25
Dining	25
Foyer	25
Day Head	25
Galley	25
Galley	25
Galley	25
Galley	26

Dinette	26
Dinette	26
Pilothouse	26
Pilothouse / Helm	26
Pilothouse / Settee	26
Pilothouse / Desk	26
Master Stateroom	26
Master Stateroom	27
Master Stateroom	27
Master Stateroom	27
Master Head	27
Master Head	27
Master Head	27
Master Head	27
VIP Stateroom	27
VIP Stateroom	28
VIP Head	28
Guest Stateroom	28
Guest Stateroom	28
Guest Head	28
Guest Stateroom	28
Guest Stateroom	28
Guest Head	28
Crew Lounge	29
Crew Lounge	29
Crew Laundry	29
Flybridge / Helm	29
Flybridge	29
Flybridge / Seating	29

Flybridge Bar	29
Fore Deck	29
Fore Deck	30
Fore Deck	30
Fore Deck	30
Jacuzzi Tub	30
Engine Room	30
Engine Room	30
Engine Room	30
Engine Room	30
Engine Room	30
Swim Platform	31
Other Profile	31
Aft View	31
Aft View	31
КОНТАКТЫ	32
Контактная информация	32
Телефоны	32
Время работы	32
Адрес	32

ХАРАКТЕРИСТИКИ

Обзор

"*Sea Bear*" offers the standard layout with full-beam Master Stateroom and two guest staterooms with en-suite heads on the lower deck, plus an additional VIP Stateroom forward.

Основная информация

Тип судна: Моторная яхта	Подкатегория: Raised Pilothouse
Модельный год: 2009	Год постройки: 2009
Страна: United States	Верх: Hardtop
Открытая палуба мостика: Да	

Размеры

Длина общая: 112' 0" (34.14m)	Ширина: 23' 9" (7.24m)
Макс. осадка: 5' 6" (1.68m)	

Скорость, вместимость и масса

Крейс. скорость: 18 Kts. (21 MPH)	Макс. скорость: 24 Kts. (28 MPH)
Водоизмещение: 258000 Pounds	Вместимость воды: 1000 Gallons
Вместимость сточного бака: 600 Gallons	Объем топливного бака: 5500 Gallons

Размещение

Всего кают: 4

Спальные места: 8

Всего ком. состава: 8

Каюта капитана: Да

Койки экипажа: 4

Корпус и палуба

Материал корпуса: Fiberglass

Материал палубы: Teak

Комплектация корпуса: Semi-Displacement

Дизайнер корпуса: Jack Sarin

Дизайнер экстерьера:
Westport/Taylor Olson

Дизайнер интерьера: Westport

Информация о двигателе

Двигатели: 2

Производитель: MTU

Модель: 16V2000

Тип двигателя: Inboard

Тип топлива: Diesel

ПОДРОБНОЕ ОПИСАНИЕ

Walkthrough

Boarding "**Sea Bear**" can be accomplished either by the large swim platform aft, side boarding gates on either side of the aft deck, or the boarding gates either side forward of the salon to the forward walk-around decks. The yacht has lightweight carbon fiber boarding steps which may be deployed by a single crew member if necessary.

Starting at the swim platform, this area is protected by stainless staple rails, has a teak sole, and a 100 gallon gas tank under the platform for tender fueling. There is an aft entrance to the crew quarters, power, water and capstans for the aft dock lines, as well as steps on each outboard side leading up to the aft deck.

The aft deck has side boarding gates outboard on both sides, a primary entrance to the crew and engine room to starboard, and a full bar with refrigeration and sink to port. There is also a large LED TV on the port forward bulkhead. The aft deck has an upgraded curved salon door, large teak dining table with molded aft seating, loose chairs, and teak sole.

The full-beam salon is accessed from both the aft deck and forward outboard foyer entrance doors. This area features custom furnishings, tables and game table, and wine cooler. The salon also features large windows, blinds/shades, internal overhead lighting, and custom Mahogany cabinet doors, stone sole entrance aft by the stainless salon entrance door, and carpeting throughout. The entertainment center is located aft to starboard with a wall mounted LED TV, entertainment stack concealed in a cabinet, and the entire yacht is outfitted with Crestron entertainment.

The large formal dining area features a custom table with place settings and chairs, abundant built-in cabinet storage for dining plate ware, dishes, and glassware.

The starboard side forward foyer has a day head, an art niche, staircase leading up to the pilothouse, large entrance door with companion picture window, and stone sole. This foyer leads past the pantry into the upgraded country kitchen.

The country kitchen is complete with large side-by-side refrigerator with icemaker, double oven, and microwave oven, surface mounted range with overhead vent hood, a double deep-well stainless sink, additional refrigeration, trash compactor, dishwasher, and island. The galley features abundant cabinets for provisioning and cookware storage throughout. There is a large raised dinette forward with an LED TV on the forward bulkhead. The galley soles are a dark plank Amtico engineered wood finish.

The VIP is accessed down a staircase forward to starboard. There is an additional full cabinet at the base of the staircase. This stateroom has a centerline queen berth with storage underneath, emergency escape hatch overhead, audio/visual entertainment,

overhead lighting, and a walk in closet, All guest staterooms feature en-suite heads with a large lighted mirror vanity, storage cabinets, upgraded faucets, Headhunter toilets, and upgraded stone accents.

Back up to the forward port side of the salon is the port foyer. The foyer features a large entrance door with companion picture window, a large closet with the laundry washer and dryer stack unit for the owner and guest staterooms, additional refrigeration and access underneath the pilothouse where various ship's electrical, equipment, and audio/visual central bases are located. This entrance area has a stone sole to the staircase leading to the lower foyer landing. There is abundant hard luggage storage underneath this staircase.

The master and guest staterooms are located amidship and accessed via the lower foyer. The master is full-beam, and features a centerline king berth with gas shock assisted lift and abundant storage underneath Mahogany wood accents, overhead wood detailing and trays, and carpeted sole. The master has a LED TV, enlarged port lights, abundant chest drawer banks, a companion seat, desk, walk-in closet, and blinds, lighting, and audio/visual.

The master stateroom has entrances forward on both port and starboard to his and hers full-beam head. This head has dual vanities with overhead lighting, upgraded faucets on the vanities, storage cabinets, upgraded shower heads, custom upgraded stones on the vanity tops, sole and in the centerline shower, Headhunter heads, and linen closets.

The guest staterooms are located aft of the lower foyer and feature overhead lighting, enlarged port lights, and carpeted soles. The port guest stateroom features side-by-side twin berths with storage underneath, a nightstand which can be relocated and the berths joined to create a single large berth, and hanging locker. The audio/visual entertainment is located forward.

The starboard guest stateroom features a queen berth with nightstands outboard. There is storage underneath the berth and a hanging locker. The audio/visual entertainment located forward.

Moving up from the entrance foyer to starboard is the pilothouse. The pilothouse features the full complement in navigational electronics, custom Stidd helm chair, navigation desk, a large oval shape observation lounge with table, 180 degree visibility through large pilothouse windows, and a staircase up through a sliding stainless door to port accessing the Flybridge.

The Flybridge has a centerline helm with three Stidd chairs, factory hardtop with overhead lighting, a large seating area to starboard with teak table, and a full bar with sink, refrigeration, grill and bar seating to port.

The boat deck is down a few steps aft and features a large hot tub to port, a lounge to

starboard, access to staircase via a protected sliding door to starboard, and ample storage for tenders and toys with davit crane.

The foredeck of "**Sea Bear**" features a large keyhole seat with storage aft in the Boson's locker, twin anchors/ground tackle located in the bow.

Accessed from either the aft deck to starboard or the swim platform are the crew quarters. This area has a devoted laundry center with washer and dryer, sink and refrigerator, cabinets, and a large icemaker and freezer. The captain's stateroom is located to port with a queen berth, cabinets, and a hanging locker, en-suite head with shower, entertainment, and desk.

The crew staterooms are to starboard and the forward has double over/under bunks, the aft has a single berth and both share an en-suite head with shower.

The engine room is accessed forward of the crew quarters.

Salon

- Cabinetry: Raised buffets port and starboard, lower side buffets: Inlay with crescent edge tops. Outboard cabinets have Mahogany veneer with high-gloss finish tops
- Furniture: Sofa and love seat occasional chairs, cocktail table and end tables
- Overhead Detail: Perimeter Soffit with crown molding and rope light. Domed overhead ceiling feature (oval) is over the dining area, with dining pendant and overhead ceiling feature in the Salon
- Formal Dining: Veneered dining table top and base with 8 chairs
- Formal Dining Service Storage: Two mirrored Lucite storage cases. One case holds provided formal china (12 five-piece place settings); one holds provided crystal which includes 12 each of the following: wine, water and champagne glasses. Formal five-piece flatware is stored above cases
- Headliner: Majilite Vinyl headliner
- Window Treatments: blinds and shades throughout
- Aft Door: Electric large 4-panel polished stainless steel sliding door, weather-tight and direct bonded glass

Dining

- Overhead Detail: Perimeter soffit with crown molding and rope light. Domed overhead ceiling feature (oval) is over the dining area, with dining pendant
- Cabinetry: Raised buffets port and starboard, lower side buffets: Stone with crescent edge tops. Outboard cabinets have Crotch Mahogany veneer and Sapele with high-gloss finish tops

- Formal Dining: Veneered dining table top and base with glass inserts and 8 chairs
- Formal Dining Service Storage: (2) Mirrored Lucite storage cases. One case holds provided formal china (12 five-piece place settings); one holds provided crystal which includes 12 each of the following: wine, water and champagne glasses
- Formal five-piece flatware is stored above cases

Main Deck / Foyer

- Flooring: Marble tile in port and starboard companionways and aft Salon entry
- Niche: Console cabinet with stone top and recessed mirror with frame
- Lighting: Overhead recessed lights
- Day Head: Headhunter Royal Flush, vanity light, marble vanity top with under-mount sink, faucet and accessories. Accessories include: towel ring, soap dish and covered toilet tissue holder, ceiling light fixture, marble tile flooring and wainscoting

Galley / Dinette

- Galley Flooring: Amtico commercial vinyl flooring in hardwood pattern with elegant inlaid border
- Overhead Detail: Perimeter Soffit with crown molding and rope light
- Cabinets: Mahogany cabinets along starboard wall under windows
- Dinette Settee and Table: Built-in storage, table stone with crescent edge
- Galley Countertops: Stone with crescent edge
- Dinette Counters: Mahogany with high-gloss finish.
- Window Treatments: Blinds and shades
- Sink: Stainless Kohler extra deep twin well
- Refrigerator: Sub-Zero 48"
- Cook top: 5-burner Touch Top
- Oven: (2)
- Microwave/Vent Hood
- Trash Compactor
- Hot Water Disp.: Insinkerator
- Dishwasher
- (2) Water filtration

PANTRY/DOGHOUSE:

Walk-in pantry located off of Port Companionway. Pantry has storage, stackable Miele Novotronic washer and Miele Novotronic dryer and freezer

Pilothouse

- Helm Station Wheel: Destroyer type
- Helm Chair: STIDD
- Counter: Leather
- Flooring: Stain-resistant carpeting
- Bulkheads: Majilite
- Headliner: Majilite
- Control Console: Leather with leather dash hoods
- Settee Table: Mahogany top and Sapele edge with high-gloss finish and stainless steel grab rail
- Defrosters: (3) Heater/defrosters on Pilothouse console
- Windshield Wipers/Washers: with electronic control panel with synchronization and washers for three wipers
- Bronze Mirror: Aft bulkhead
- Joinery: Built-in bookcase, fax cabinet, Desk: Mahogany top and Sapele edge with high-gloss finish and stool, chart drawers adjacent to console and helm console
- HVAC: with linear slot diffusers in soffit and overhead
- Windshield: Mesh sun screen cover
- Clock/Barometer: Weems & Plath, 6" Quartz clock dial, 6" Barometer dial
- Searchlight: Searchlight Control

ELECTRONICS:

- Naiad Stabilizer Datum display
- Wind, Depth and Speed: B&G HS3000 includes wind, speed, depth and heading displayed on full function displays in the Pilothouse and Flybridge
- Compass: (1) Ritchie Globe Master F-600 in Pilothouse, and (1) Furuno Rate Sensor for true heading data
- Bow Thruster Control
- Computer: Computer with wall mounted monitor located at Navigation station (desk) in Pilothouse
- Destroyer wheel
- Steering Jog lever
- Bow Thruster control lever
- Jastram Rudder Angle and rudder Order Indicators
- Remote Main Engine Start/Stops
- Remote Generator Start/Stops
- Main Engine over ride switches and manual controls
- MTU Electronic engine controls
- MTU LED engine displays
- Ritchie Magnetic Compass
- Exalto wiper controls
- Carlsile & Finch Searchlight control

- Simrad AP 50 Autopilot control
- NAIAD Multi Sea II Stabilizer control
- Garmin GPS Map 7610 with Sirius/XM Weather-Dash
- Furuno GPS GP-150-Desk
- Furuno FCV-1200 Color Depth Sounder
- (2) Furuno FAR 2107 Radars w/ARPA 120nm range
- B&G Hydra 3000 Wind/Speed/Depth unit
- (2) ICOM Marine VHF Radios (1) with a loud hailer
- ICOM HF Marine M802 Single Side Band
- Nobletec Time Zero Nav software (dedicated IBM Thinkcentre computer) new
- (3) 15" and (3) 19" Nauticomp Monitors with Glass Bridge Display
- Elbex CCTV systems control (tow camera, port & stbd. deck, aft deck and engine room cameras)
- Intellisea Monitoring System (dedicated HP computer)-Upgraded
- IBM Thinkcentre ship's computer with 13" NEC monitor

Master Stateroom

- Berth: California King-size berth; upholstered headboard and the bunk rail lifts up on gas springs to storage below. The pedestal has two raised panel drawers built in. Berth flat extends from the pedestal to create a recess for undermount rope lighting
- Lighting: Recessed room lights, (2) reading lights, (2) table lamps for end tables, indirect rope accent lighting under berth and above soffits, special lighting outboard at hull side behind roman blinds, overhead lights (rope lights) above berth
- Mirrors: Clear mirror on inside wardrobe door
- Wardrobe: Walk-in wardrobe with automatic light, closet rod
- Counters: Mahogany top and Sapele edge with high gloss finish
- Blinds: Roman shade and blind
- Portlights: with fixed glass and privacy cover
- Joinery: Soffit with Sapele trim for lighting
- Safe: Digital safe in walk-in closet
- Storage: Large storage area with shelves just forward to starboard and three shelf cabinet to the left
- Vanity: Vanity with mirror and chair, three drawer storage on each side
- TV
- Storage: (2) 4-drawer storage cabinets
- Large desk aft of the lounge seat to portside

Master Head

- Shower: Marble with gold fixtures. Euro-style frameless tempered glass doors and gold latches
- Counters: Marble with crescent edge. A narrow extension of vanity counter continues onto forward bulkhead
- Sinks: Vintage sink with fixtures, gold-plated finish
- Mirrors: (2) mirrored medicine cabinets. Lighted make-up mirrors above each vanity, also includes two free-standing vanity stools. Fixed mirrors on forward bulkhead
- Lighting: Recessed room lights and vanity lights
- Flooring: Marble tile
- Bath Accessories: (2) ea.: soap dish, covered toilet tissue holder, towel bar, towel ring, robe hook
- Joinery: Full-width vanities, port and starboard. Linen lockers port and starboard, clothes hamper port and starboard
- Toilet: Headhunter Royal Flush

VIP Stateroom

- Berth: Queen-size berth, upholstered headboard, and the bunk rail lifts up on gas springs to storage below. Berth flat extends from the pedestal to create a recess for under mount rope lighting
- Lighting: Recessed room and reading lights. Indirect rope accent lighting is under the berth and above Soffit
- Mirrors: Bronze mirrors on forward bulkhead above headboard. Clear full-length mirror on wardrobe door
- Wardrobe: Walk-in wardrobe with automatic light, closet rod and shelf with keeper
- Counters: Mahogany top and Sapele edge with high-gloss finish
- Hatch
- Joinery: Soffit for lighting, (2) built-in bookcases at headboard, vanity/desk, entertainment center, cabinet in stairwell locker, dresser and upper cabinets with doors
- TV
- Storage: Storage with drawers

VIP Head

- Shower: Custom molded fiberglass with Euro-style frameless tempered glass door and fixtures. Sealed shower light
- Toilet: Headhunter Royal Flush Hydro Vac
- Counters: Stone with crescent edge
- Sink
- Mirror: Mirror above vanity

- Lighting: Recessed room lights and vanity lighting
- Flooring: Stone
- Bath Accessories: (1) each: soap dish, covered toilet tissue holder, towel bar, towel ring, robe hook
- Joinery: Vanity, medicine cabinet and linen cabinet

Mid Guest Foyer

- Overhead Mirror
- Console: Sapele cabinet with stone top
- Flooring: Marble tile
- Luggage Storage: Guest stairs have lift-up section allowing for storage

Guest Stateroom / Port

- Berth: (2) Twin berths, upholstered headboard, can be put together to make a larger berth. The pedestal has two raised panel drawers built-in. Berth flat extends from the pedestal to create a recess for under mount rope lighting
- Lighting: Recessed room lights, two reading lights, indirect rope accent lighting under berth and above soffits
- Mirrors: Bronze mirrors on aft bulkhead above headboard. Clear full-length mirror on outside wardrobe door
- Wardrobe: with automatic light, closet rod, and shelf with keeper
- Counters: Mahogany top and Sapele edge with high-gloss finish
- Blinds: Roman shade and blind
- Portlights: with fixed glass and privacy cover
- Joinery: Soffit with trim for lighting, (2) three-drawer night stands, (1) five-drawer dresser entertainment center with doors and 4-drawer dresser below
- TV

Guest Head / Port

- Shower: The shower is molded fiberglass with Euro-style frameless tempered glass doors with chrome hardware. The shower includes a sealed light
- Sink
- Toilet: Headhunter Royal Flush
- Mirror: Wall mirror above vanity
- Lighting: Recessed lights and vanity lighting
- Flooring: Stone tile
- Counters: Stone with crescent edge
- Bath Accessories: (1) each: soap dish, covered toilet tissue holder, towel bar,

towel ring and robe hook

- Joinery: Vanity and medicine cabinet

Guest Stateroom / Starboard

- Berth: Queen berth and upholstered headboard, Berth flat extends from the pedestal to create a recess for under-mount rope lighting. The queen berth features storage underneath
- Lighting: Recessed room lights, (2) reading lights, indirect rope accent lighting under berth and above soffits
- Mirror: Bronze mirrors on aft bulkhead above headboard. Clear full-length mirror on outside wardrobe door
- Wardrobe: with automatic light, closet rod and shelf with keeper
- Counters: Mahogany top and edge with high-gloss finish
- Blinds: Roman shade and blind
- Portlights: with fixed glass and privacy cover
- Joinery: Soffit with trim for lighting, (2) nightstands, entertainment center with doors and four-drawer dresser below
- TV

Guest Head / Starboard

- Shower: The shower is molded fiberglass, fixtures with Euro-style frameless tempered glass doors with chrome hardware. The shower includes a sealed light
- Sink
- Mirror: Wall mirror above vanity
- Lighting: Recessed room lights and vanity lighting
- Flooring: Stone tile
- Counters: Marble with crescent edge
- Bath Accessories:(1) each: soap dish, covered toilet tissue holder, towel bar, towel ring, robe hook
- Joinery: Vanity and medicine cabinet
- Toilet: Headhunter Royal Flush

Captain / Crew Quarters

- Berths: Captain's cabin has double berth with dual hanging lockers and drawers. Two crew staterooms with upper/lower berths forward and single berth aft
- Lighting: 110V AC recessed room lights and 24V DC reading lights
- Mirrors: Clear full-length mirror on the inside of the wardrobe doors
- Wardrobe: with automatic light, double doors, closet rod and shelf with keeper

- Counters: Solid surface with crescent edge
- Blinds
- Joinery: Captain's nightstands, Captain's desk with solid surface top includes stool, Captain's drawers under berth, Captain's dresser, Crew drawers under berth, Crew Lounge entertainment center, Crew Lounge/Galley upper and lower cabinets, Crew Lounge upholstered settee, Crew Lounge solid surface table top
- Appliances: Built-in refrigerator, microwave, one Miele washer and Miele dryer
- TV: in Captain's Cabin, TV's in both Crew staterooms

Captain / Crew Heads

- Shower: Custom-molded fiberglass with tempered glass doors and sealed shower light
- Mirror: On medicine cabinet
- Lighting: Low-voltage recessed room lights and vanity lighting
- Flooring: Carpet flooring
- Counters: solid surface with crescent edge
- Sink
- Bath Accessories: (1) each: soap dish, toilet tissue holder, towel bar, tumbler holder, towel ring and robe hook
- Joinery: Vanity and medicine cabinet
- 2 Heads/2 showers

Flybridge

- Flybridge Helm: Steering controls on centered console with twin displays, Furuno radar control, searchlight control, Simrad autopilot and wind/speed indicator
- Helm Wheel: 24" Stainless steel, Destroyer type
- Helm Chair: (3) Stidd
- Mast: Welded aluminum and composite with electronics, anchor light & tow light upgrade
- Air Horn: Kahlenberg T2-figure 372, with ½" air strainer
- Venturi: Custom ¼" in stainless frame
- Wing Stations: Flip-up steering units on port and starboard of Flybridge Console with Bow Thruster controls
- Hardtop: Composite construction covering Flybridge Deck has 24v overhead deck lighting
- Eisenglass enclosure
- Wet Bar: Upper bar top, lower bar surface with stainless steel sink/ice bin. BBQ area has grill with hood and cover, and four fixed bar stools
- Tables: (1) fixed high-gloss Teak table
- Settee: Molded settee with cushions and hinged seating for storage below

- Refrigeration unit

Foredeck

- Bow Keyhole seating
- Boson's Locker: 110v outlet inside with lights and storage

Boat Deck & Gear

- Davit: Hydraulic powered Nautical Structures HC2200 crane features 359 degrees of rotation, wireless proportional control, and a 2,000lb. load capacity
- Rails: Stainless rails with mid rail around boat deck
- Hot Tub: Molded-in spa with sun pad top and storage
- Sun Lounge: with cushions and covers
- Flagstaff: Stern flagstaff, stainless steel
- Maxwell VWC 4500 Hydraulic windlasses 5/8' galvanized chain (250' port/ 350' stbd) (2) 300lb. polished stainless steel anchors
- Maxwell VC 3500 Capstans on stern port and stbd. (24V)
- Nautical Structures CEZ 2000 EX deck crane on boat deck
- Carbon Fiber boarding steps

Systems

Diesel Fuel System Approximately 5,500 gallons (US) of diesel in one tank separated into three compartments with a transfer system including a pump, meter and distribution manifold. All diesel consumers draw from the center compartment (Day Tank). During normal operations fuel is transferred to the day tank via the transfer pump. Fueling process is via either of two deck fill locations amidships, port or starboard side. Tank is vented to atmosphere on both sides of the vessel. Tank level monitoring is via electronic sensor and display with hi/low level alarms. Tank is all aluminum, welded construction with internal baffles and three divided areas Pumps: fuel transfer pump will have a flow meter and timer Fuel Filters: one dual Sea Pro 8 with isolation valve each main and one Dual Racor 75/500 for each generator Fuel Gauges: sight tubes located in Engine Room and monitoring Fuel Tank: ¼" 5086 alloy aluminum separated tank with dual fills and standard vents, monitoring, and sight tube level indicators. Approximate capacity: 5,500 gallons

Gasoline Fuel System The gasoline system consists of a tank, an air diaphragm pump and hose with nozzle to transfer the gas. The hose, nozzle and pump along with the tank fill are located under the hatch centered on the Swim Step deck Tank: Aluminum, 100 gallon Pump: Air Diaphragm

Lube Oil System The vessel's main engines and generators can be serviced utilizing and onboard lube oil change system. New/used oil tanks are fitted in the under sole on

centerline in Crew Mess. The new oil tank can be filled directly into tank, starboard side. The quick connect hose and portable pump are used to transfer lube oil to/from locations Tanks: Located under sole in Crew Mess area. Lube Oil – New: Aluminum, 50 gallon/Lube Oil – Used: Aluminum, 50 gallon Pump: Portable and stowed below the starboard generator Fittings: Stainless quick connectors **HVAC Systems-Air Conditioning** The interior of the vessel is kept at a constant temperature through the use of a seawater cooled/heated reverse cycle, treated water HVAC system. The capacity is 18 tons and is distributed throughout the vessel via individual room air handlers of various sizes and BTU ratings. There is one (HVAC) keypad the two air handlers in the Master Stateroom, one for the two air handlers in the Galley, and two for the four air handlers that serve the Salon; all other air handlers are each controlled by a separate keypad

HVAC: all interior areas air conditioned by at least one HVAC unit. Master & Guest Staterooms have chill chaser units Ventilation: Eight exhaust fans, two in the master head and one in the other heads Marine Air HVAC System: Four compressors and heating pump, independent seawater intake (3) Chillers: 230V-1PH-60Hz, 15 tons Air Handlers: 230V-1PH-60Hz, various BTU as required by volume being treated, utilizing variable speed hi-static DC blowers Make Up Air: For cycling air through the vessel interior

BilgeSystem System consists of five remote-mounted not-automatic bilge float switches and alarms on all float switches Bilge Pumps: fixed bilge pump system includes two electric 230V AC pumps with 1 ½" PVC lines to each major compartment with check valves, strainers and priming system **Freshwater System** The system is comprised of multiple divided and baffled fresh water tanks, two AC supply pumps, suction supply, service and distribution manifolds, two reverse osmosis water makers, and associated valves, filters, expansion tanks, regulators and gauges. Freshwater wash downs with quick connects are located on all decks Pumps: (2) 220V AC pumps and one 24V DC backup pressure pump with tank Water Tanks: Are stainless steel with an approximate tank capacity of 1,000 gallons. Monitoring system and sight tube level indicators Watermaker: (2) Sea Recovery SRC AWC 1400-2 (2,800 gallons per day total) Water Filters: (5) micron sediment filters with UV sterilization light Water Heaters: (2) Dual element, fast recovery. (1) 80 gallon and (1) 38 gallon **Waste Water System:** Black and Gray water is routed to an FRP tank. A certified Marine Sanitation Device (MSD) is installed for treatment of all wastewater tank level monitoring is via electronic sensor and display with level alarms and all tanks are vented at the boot stripe. Discharge is via MSD or direct overboard via diaphragm pump. Also, a dockside connection is located just aft of the starboard fuel fill Pumps: High capacity solids handling AC diaphragm type MSD: Headhunter MSD treatment Holding Tank: tank is composite with an inspection hatch. Tank is electronically monitored and has an approximate capacity of 600 gallons. Headhunter MSD treatment with PLC touch screen, and Auto-Clor treats black and gray water Gray Water Sumps: Two approximately 15 gallon gray water boxes fitted with screens; also, supply

and discharge lines for all showers. Forward and aft sump tank will have sump pumps and 24V DC backup pumps **Compressed Air System** The vessel has a compressed air system for powering the ship's whistle, gasoline dispensing pump, and machinery spaces for air powered tools. Compressor: SpeedAire 3hp with 20 gallon tank Air Hose: 18' self-coiling and quick-disconnect

Electrical Equipment

- Batteries: all AGM cell type batteries. (2) banks of two 8-D, 225-amp batteries, wired in series for starting main engines (total of four) and two 8-D, 225-amp batteries, one for each generator starting. (1) 24VDC battery bank (two 8-d, 225-amp batteries, wired in series) for ship's service
- Battery Chargers: Chargers include one 95-amp 24VDC for ship's service bank, one 45-amp 24VDC for main engine bank and one 20-amp 24VDC for generator bank
- Main Distribution Panel: Located in crew area. Designed to be functional with all necessary circuit breakers and transfer switches and, to provide proper operation of AC and DC circuits
- Distribution Panels: Located throughout the vessel, distribution panels have engraved faceplates
- Shore Power: (2) 100 amp single phase shore feeds with Glendenning Cablemaster cord reels at port bustle (includes two 100ft cables). Phone outlet located at port bustle with two 50' phone cord
- Shore Power Converter: (2) 36Kva 60 Hz, single or three phase input service with a 40-70 Hz frequency and voltage between 170-520VAC. The converters will auto-configure for the applied power form
- Power Conditioner: (1) 10Kva 60Hz frequency conditioner for audio/visual power use and back-up power supply
- Lighting Protection: with hull CuNi ground plate and installed air terminal
- Recessed Light Fixtures
- General Lighting: Vimar and Leviton receptacle and switching throughout
- Reading Light Fixtures
- Indirect Lighting: 24V DC and 110VAC rope lighting
- Shower Lights: 24V with stainless rim
- Pilothouse Chart Lights: (3) 12V red DC chart lights: (one at navigator's area, one at captain's desk and one at dash flat over stairs to main deck)
- Searchlight: (1) Carlisle Finch 200 Watt Xenon located on mast with dual controls
- Exterior Lighting: The Fore Deck, House sides, Aft Deck stair and Flybridge overhead lights are all controlled from the Pilothouse switch bank. The aft Deck lights are switched locally
- Navigation Lights: Perko
- Crestron: Lighting controls with switched and dimmed Crestron automation
- (2) Bow 100 amp shore feeds

- Shore cords outlets off port side bow

Engine Room & Mechanical Equipment

- Main Engines: Two MTU/DDC 16V2000 engines, rated at 2000hp, four-station MDEC controls, integrated station selection and shifter control, MDEC synchronizer and underwater exhaust (2650 hrs.)
- Generators: (2) 65kW 1800 rpm, Northern Lights with compound mounts, sound shields, InSep (Internal water/exhaust separation/mufflers). Water temperature, oil pressure and hour meters are installed on main distribution panel in Crew Quarters. Both generators have remote start/stop in Pilothouse. PTO and hydraulic pump installed on both generators for full redundancy; 8000 hrs.
- Steering: Jastram power steering with dual, engine-driven pumps, and four steering stations: Pilothouse, Flybridge, and Port and Starboard wing stations. Pilothouse and Flybridge Stations include RAI indicator, horn, start/stop buttons, and thruster controls. Wing stations include RAI indicator, start/stop buttons, and thruster controls
- Paint Package: Bright white
- Cabinets: One storage cabinet on aft port bulkhead above workbench
- Engine Room Floor: Removable plywood floorboards with black tile vinyl floor covering
- Work Bench: Stainless steel work bench with 4" vise
- Door: Pacific Coast Marine watertight door
- Fire Suppression: Engine room has a FM200 fire suppression system with manual/automatic controls; also, additional fire suppression is located on the electrical distribution panel

MECHANICAL:

- Rudders: Cast urethane foil-shape rudders with stainless stocks; 7.6 square feet
- Rudder Bearings/Seals: Fiberglass sleeves with bearings, Tides dripless seals and spare seals in carrier
- Zinc Anode: are installed on hull at transom and secured on brass studs and tied to the bonding system. Included are shaft and strut zincs
- Propellers: 48" Michigan Nibral 5-blade custom wheels
- Shafts: Four-inch Aquamet 22-H.S.
- Struts: Cast bronze of Vee design (New cutlass bearings 2016)
- Stabilizers: stabilization while underway is provided by a pair of fins located approximately amidships and powered hydraulically by an engine driven hydraulic pump. Control is by modern digital system located in the Pilothouse
- Fins: Naiad 12 sq. ft. fins, single station control, with oil level warning, unloading valve kits and dual pumps with gauge kits (2016)
- Bow Thruster: American Bow Thruster hydraulic single prop with four-station

controls

- Cast Urethane Rudders with stainless posts and Tides seals (new seals and bearings 2016)
- Shaft logs with PYE dripless with water crossover from engines. Shaft log bonded into hull- (Serviced 2016)
- Rudders: Cast urethane foil-shape rudders with stainless stocks; 7.6 sq. ft.
- Rudder Bearings/Seals: Fiberglass sleeves with bearings, Tides dripless seals and spare seals in carrier
- Zinc Anode: are installed on hull at transom and secured on brass studs and tied to the bonding system. Included are shaft and strut zincs
- Propellers: 48" Michigan Nibral 5-blade custom wheels
- Shafts: Four-inch Aquamet 22-H.S.
- Struts: Cast bronze of Vee design (New cutlass bearings 2016)
- Stabilizers: stabilization while underway is provided by a pair of fins located approximately amidships and powered hydraulically by an engine driven hydraulic pump. Control is by modern digital system located in the Pilothouse
- Fins: Naiad 12 sq. ft. fins, single station control, with oil level warning, unloading valve kits and dual pumps with gauge kits (2016)
- Bow Thruster: American Bow Thruster hydraulic single prop with four-station controls
- Cast Urethane Rudders with stainless posts and Tides seals (new seals and bearings 2016)
- Shaft logs with PYE dripless with water crossover from engines. Shaft log bonded into hull (Serviced 2016)

Swim Step

- Teak Decking: Teak over composite deck
- Hose Bibs: for wash-downs
- Pop-up Cleats: (2) at the guard port & starboard
- Hatch: Gasoline fueling station
- Sockets: for swim ladder
- Swim Ladder: folding handle, stainless
- Steps to Aft Deck: Located port and starboard with Teak covered steps and stainless handrails
- Capstans (2): Maxwell 3500lb. 24V DC
- Mooring Bits (2): One port, one starboard
- Access Door to Utility Room: Pacific Coast Marine watertight door
- Hand Rails: 1 ½" polished stainless
- Staple Rails: 2" polished stainless, removable

Safety Equipment

- Life Preservers: Coast Guard approved adult life preservers with water lights and Coast Guard approved child life preservers with water lights
- Ring Buoys: (2) 24" diameter ring buoys secured on exterior of vessel
- Flares: Flare kit
- Horn mount on hardtop
- Safety steps: Recessed into transom
- Fire Extinguisher: Dry chemical type - (3) 5lb., (5) 2 ½ lb.
- GPIRB

Remarks

"Sea Bear" is truly a rare opportunity to acquire one of the latest Raised Panel Mahogany interior 112 Westport Yachts delivered. She is a one-owner, low time yacht, maintained to high standards by her original Captain/Crew. Don't miss this excellent buy!

Exclusions

"Sea Bear" is a registered name and does not convey. Exclusions are to include but are not limited to, all owner's and crews personal items. A detailed list of exclusion will be provided at the time of sale, upon written request. Artwork: List will be provided at the time of sale. Personalized art Salon, Dining Area, and **"Sea Bear"** portrait in Lower Foyer. (3) Flats boats and chock rack on Flybridge/Boat Deck.

Исключения


При продаже яхты исключаются личные вещи владельца.

Отказ от ответственности


Компания предоставляет описание судна или яхты добросовестно, но не может гарантировать точность этой информации, а также не ручается за техническое состояние. Покупатель должен проинструктировать своих агентов или оценщиков исследовать представленную информацию более подробно, по собственному желанию. Продажа судна или яхты, изменение цены или снятие с продажи будет происходить без предварительного уведомления.

ФОТОГРАФИИ

Aft Deck



Aft Deck




Aft Deck



Aft Deck




Salon



Salon



Salon



Salon




Dining



Dining / Salon




Dining



Foyer



Day Head



Galley



Galley




Galley



Galley




Dinette



Dinette




Pilothouse



Pilothouse / Helm



Pilothouse / Settee




Pilothouse / Desk



Master Stateroom




Master Stateroom



Master Stateroom




Master Stateroom



Master Head




Master Head



Master Head



Master Head



VIP Stateroom




VIP Stateroom



VIP Head




Guest Stateroom



Guest Stateroom



Guest Head



Guest Stateroom



Guest Stateroom



Guest Head



Crew Lounge



Crew Lounge



Crew Laundry



Flybridge / Helm



Flybridge




Flybridge / Seating



Flybridge Bar



Fore Deck



Fore Deck



Fore Deck




Fore Deck




Jacuzzi Tub



Engine Room



Engine Room



Engine Room



Engine Room




Swim Platform




Other Profile



Aft View



Aft View



КОНТАКТЫ

Андрей Шестаков (Andrey Shestakov) – ведущий яхтенный брокер отдела продаж яхт и судов компании Shestakov Yacht Sales Inc. Официальный представитель Shestakov Yacht Sales Inc. для русскоговорящих клиентов в центральном офисе компании в Майами/Форт Лодердейл/Флорида/США.

Контактная информация

Email: **andrey@shestakovyachtsales.com**

Web: shestakovyachtsales.com

Телефоны

Краснодарский край: **+7(918)465-66-44**

США, Майами, Флорида: **+1(954)274-4435**

Время работы

Понедельник – Суббота: **9:00 - 21:00** EDT

Воскресенье: **Закрыто**

Адрес



Harbour Towne Marina, 850 NE 3rd St, STE 213, Dania, FL 33004