

SNOW WHITE — NORDHAVN



Builder: NORDHAVN

Year Built: 1998

Model: Trawler

Price: PRICE ON APPLICATION

Location: United States

LOA: 57' 0" (17.37m)

Beam: 17' 7" (5.36m)

Max Draft: 5' 9" (1.75m)

Cruise Speed: 9 Kts. (10 MPH)

Max Speed: 13 Kts. (15 MPH)

Our experienced yacht broker, Andrey Shestakov, will help you choose and buy a yacht that best suits your needs **Snow White — NORDHAVN** from **our catalogue**. Presently, at **Shestakov Yacht Sales Inc.**, we have a wide variety of yachts available on **our sale's list**. We also work in close contact with all the big **yacht manufacturers** from all over the world.

If you would like to buy a yacht **Snow White — NORDHAVN** or would like help answering any questions concerning purchasing, selling or chartering a yacht, please call **+1(954)274-4435**

TABLE OF CONTENTS

TABLE OF CONTENTS	2
SPECIFICATIONS	3
Overview	3
Basic Information	3
Dimensions	3
Speed, Capacities and Weight	3
Accommodations	3
Hull and Deck Information	4
Engine Information	4
DETAILED INFORMATION	5
Accommodations, Furnishings, and Layout	5
Galley and Laundry	6
Electronics and Navigation Equipment	7
Electrical System	8
Deck Equipment	8
Fishing Equipment	10
Mechanical Equipment and Engine Details	10
Other Features, Construction, and Details of Overhaul	11
Exclusions	11
Exclusions	11
Disclaimer	12
PHOTOS	13
CONTACTS	20
Contact details	20
Telephones	20
Office hours	20
Address	20

SPECIFICATIONS

Overview

If you dream of far away exotic destinations and have adventure in your blood, this very capable vessel can get you there in comfort and safety. She is berthed in Key West, a great place to start your new adventure!

Basic Information

Category: Trawler

Sub Category: Raised Pilothouse

Model Year: 1998

Year Built: 1998

Country: United States

Dimensions

LOA: 57' 0" (17.37m)

Beam: 17' 7" (5.36m)

Max Draft: 5' 9" (1.75m)

Speed, Capacities and Weight

Cruise Speed: 9 Kts. (10 MPH)

Max Speed: 13 Kts. (15 MPH)

Displacement: 120000 Pounds

Water Capacity: 400 Gallons

Fuel Capacity: 1620 Gallons

Accommodations

Total Cabins: 3

Total Heads: 2

Hull and Deck Information

Hull Material: Fiberglass

Engine Information

Engines: 1

Manufacturer: Luggier

Model: L6125

Engine Type: Inboard

Fuel Type: Diesel

DETAILED INFORMATION

Accommodations, Furnishings, and Layout

PAE, the manufacture of Nordhavn Yachts went the extra mile to produce one of the most tank tested designs to bare the Nordhavn name. The bulbous bow and custom hull streaks make it one of the fastest displacement hulls for its size. No other manufacture in the world has been able to gain the respect that PAE has built over the years. The Portuguese forward deck, high bulwark, raised pilothouse, bulbous bow, and displacement hull makes this gem a safe, stable, passagemaker able to take you to far away destinations.

Five control stations all with thruster controls allow easy operations. A wing engine along with many redundant systems provide reassurance that captain and crew will reach their destination safely.

Boarding the vessel is made easy by the port and starboard wing gates or through the transom door. A swim platform provides tender access by water. All exterior decking is nonskid and numerous large deck scuppers quickly drain rain or sea water. High gunwalls all around along with the forward Portuguese deck provide crew and passangers safe, secure passageways.

Starting on the aft deck you will encounter a large open cockpit. The aft flybridge overhang provides shade to half the cockpit. Some aft deck features include a teak transom cap finished in varnish, forward wet bar with sink, aft controls, and S/S sink. Two huge hatches on the sole provide quick access to the Lazzarette. The Lazzarette houses the steering system, 2nd refrigerator, battery banks, and abundant storage.

The wide side deck give quick access to the bow. Some bow appointments include a huge Double Drum Maxwell 3500 windlass, Portuguese deck with numerous storage lockers and port & starboard wing controls for clutch and thrusters.

The flybridge can be accessed from the aft deck stainless steel ladder or from the pilothouse staircase. The raised helm deck provides an unobstructed 360 view of the journey. Two raised helm seats along with a L shaped bench settee allows captain and guests comfortable seating. A large aluminum frame canvas top protect crew from the sun and weather. The enormous aft flybridge deck boasts a 14' Novurania tender, stainless steel dinghy davit and a swit link life raft. With the tender removed, the area can be utilized for dining under the stars.

When entering the salon from the aft deck you will encounter craftsmanship only Nordhavn can deliver. Beautiful teak cabinet and wall coverings abound. The sole thought is Teak & Holly. The overhead is a light vinyl with grab rails overhead for security. Huge windows all around provide abundant natural light. Accordion window blinds allow privacy or shade. The salon immediately to port has a L shaped settee with

storage below. Forward of that are cabinets, draws, Bose surround sound stereo, and a LG DVD Player. There is also a high-low coffee table that expands along with a recliner to port. Across to starboard are two barrel chairs, ratan table, and a Sony 32" Flatscreen TV.

Forward of the salon to starboard is the enclosed day head with sink, mirror, cabinets, and Vac-U-Flush head. Forward of that is a companion way door which leads to the side deck or down to the engine room.

Forward of the salon to port is the U-shaped galley. Some highlights include double S/S sink, full size refrigerator/Freezer, Corian countertops, GE microwave, Princess stove, and abundant cabinets & drawers. Overhead lights and a large S/S porthole provide pleasing light. The sole is Teak & Holly with an area removable rug.

From the galley moving forward five steps up brings you to the cozy pilothouse. From the captains central helm chair he or she can reach all critical mechanical and electrical systems. A full array of electronics aids make voyaging a pleasure. The aft bench seat is a great place for a light bite or spending time on the laptop while still being able to see the voyage ahead. Port & starboard wing doors give quick access to the side decks from the lower helm.

From the starboard side of the pilothouse ten steps down brings you to the forward companion way which leads you to the master stateroom, VIP stateroom, and guest quarters.

The master stateroom is aft in companion way. It is a full beam master with a walk around Island Queen berth. Numerous teak cabinets and draws provide tremendous storage for extended cruising. The Teak & Holly sole is covered with a salt and pepper burbur carpet. The light vinyl overhead reflects plenty of light from the two large portholes on the portside. The enclosed head to starboard features a Vac-U-Flush head, Corian counters, numerous cabinets and drawers along with a mirror vanity. The enclosed shower stall has a porthole, storage, and a seating area.

The second guest stateroom is to port with over under single berths. This stateroom includes several cabinets and drawers, porthole, reading lights, and mirror.

All the way forward is the VIP stateroom with Island Queen berth. Some appointments include large deck hatch, teak cabinets & drawers, and a bifold door to the shared guest head.

The guest head has a Vac-U-Flush system, enclosed shower, Corian countertops, medicine cabinet and Teak & Holly sole.

Galley and Laundry

- Galley: Up
- Water Heater
- Water System: Pressure, Manual
- Supra Washer/Dryer in Engine Room
- Thermador Refrigerator & Freezer
- Princess Oven
- 3 Princess Stove Top
- Coffee Maker
- Toaster
- Water Filter
- GFI outlet
- Corian Countertop
- Stainless Steel Port Light
- Overhead Lights
- 2nd Freezer in Lazzarette

Electronics and Navigation Equipment

- Aft Deck Simrad AP22 Autopilot Display
- ICOM M602 VHF on Fly Bridge
- Garmin GPS Map 4212 Chart Plotter on Fly Bridge
- Ritchie 6" Compass on Fly Bridge
- Silvr Roll Indicator
- EchoPilot Forward Sonar
- 4" Ritchie Compass
- B&G Hydra 2000 Wind Indicator
- 24" Acer Monitor Lower Helm for Navigation
- Garmin 14" Radar Display
- Furuno Color Fathometer
- Simrad AP20 Autopilot Lower Helm
- Bose Stereo Lower Helm
- Furuno GPS
- HP Computer for Chart Navigation with Upgrade NobelTec Software in 2017
- ACR Epirb
- EchoPilot Repeater Fly Bridge
- Simrad AP20 Autopilot Fly Bridge
- B&G Hydra 2000 Repeater Fly Bridge
- Sony FM Stereo Fly Bridge with 2 Speakers
- Bose Stereo Surround System Salon
- LG DVD Player Salon
- Sony 32" Flatscreen TV Salon
- Updated NobelTec Software 2017
- FM Antenna

Electrical System

- Electrical System: DC - 12V; 24V
- Electrical System: AC - 120V; 220V
- 12 KW Northern Lights 2660 Hrs.
- 8 KW Northern Lights 2603 Hrs.
- A/C & D/C Volt and Amp Gauges
- A/C & D/C Distribution Panels
- (2) Trace 2500 Inverter
- (2) 50 Ampshore Cables
- (2) 50 Amp Plugins Bow
- (2) 50 Amp Plugins Stern
- (10) 8D Batteries in Lazzarette
- (2) Galvanic Isolators
- (5) Battery Switches

Deck Equipment

- Fenders and Lines
- Navigation Lights
- Aluminum Antenna & Radar Arch
- Fiberglass Arch
- Aluminum Fly Bridge Top with Canvas Top and 3 sided Isinglass Enclosure
- Port & Starboard Fly Bridge Aft Stainless Steel Rails with Wind Screens
- Aft Fly Bridge Stainless Steel Ladder Down to Aft Deck
- Fly Bridge Port & Starboard Midship Storage Lockers
- Raised Flybridge Helm Deck
- Nonskid Sole
- Novurania 14' Tender with 50 HP Yamaha 4 Stroke
- Novurania Equiped with Raymarine Fathometer, Horizon VHF, & Removable GPS
- LED Arch Lights
- Switlik 6 Person Life Raft
- 1,200LB Dinghy Davit in Stainless Steel
- Lebrrel Bridge Helm Chair with Foot Rest
- Mates Helm Chair
- Midship Bridge L-Shaped Settee
- Varnished Bridge Table with Duel Stainless Steel Pedestal
- Storage Under Settee
- Arch Lights
- Stainless Steel Helm Wheel
- Bridge Courtesy Lights
- Stainless Steel Framed Sliding Fly Bridge Door with Etched Dolphin Scene
- Fly Bridge Helm Cover

- Captain & Mates Chair Covers
- Table Cover
- Aft Bench Seat Cover
- Tender Cover
- Davit Cover
- Varnished Transom Cap with Cover
- Transom Door
- Swim Ladder
- Swim Platform
- Swim Platform Stainless Steel Hand Rails
- TV & Phone Plugins
- Transom Stainless Steel Hand Rails
- Transom Shower
- (2) 12" Platform Cleats
- (4) Aft Deck Hawse Pipes with 20" Cleats
- (4) Large Aft Deck Scuppers
- Aft Fly Bridge Wing Hand Rails
- Port & Starboard Hull Side Sail Track Fender Rails
- (6) Midship Scuppers
- Exterior Sole all Nonskid
- (3) Inside Transom Lockers
- Aft Deck Wet Bar with Stainless Steel Sink and (3) Cabinets and (1) Drawer
- Aft Deck Overhead Dome Lights
- Life Ring
- Fresh & Salt Water Faucets Aft Deck
- Port & Starboard Side Deck Dome Lights
- Port & Starboard Salon Window Sun Covers
- Port & Starboard Midship Passenger Gates
- Aft Salon Sliding Doors to Aft Deck
- Starboard Side Wing Door to Galley & Engine Room
- Port & Starboard Pilothouse Wing Doors
- Port & Starboard Deck Light Prisms
- Portuguese Deck
- Portuguese Deck Hatch to Forward Deck
- Forward Deck Dunnage Box
- Double Drum Maxwell 3500 Windlass
- Windlass Cover
- Forward Deck Courtesy Lights
- 12" Bollard
- (2) Forward Deck Hawse Pipes with 20' Cleats
- Stainless Steel CQR Anchor with Chain Rode 250'
- Forward Deck Bomar Hatch
- Pilothouse Bomar Hatch
- Dual Trumpet Airhorns

- (2) Forward Deck Vent Hoods
- Spare Danforth Anchor with 15' Chain & 250' of 3/4 rode
- Forward Deck Light Prism
- Midship Life Ring
- Pilothouse Windshield Sun Covers
- (5) Forward Deck Dome Lights
- Stainless Steel Bow Rail
- Twin Anchor Roller Guides on Pulpit
- Anchor Wash Down Hose
- Spare Danforth Anchor
- Magna BBQ Grill Stowed in Lazzarette
- Removable Aft Deck Steps
- 2nd Freezer in Lazzarette
- Emergency Tiller in Lazzarette
- Flag Lines on Arch

Fishing Equipment

- (6) Overhead Rod Holders Aft Deck
- (2) Aft Gunwal Rod Holders
- (3) Rod Holders insde Lazzarette
- Portable Fillet Table

Mechanical Equipment and Engine Details

- Bilge Blower(s): [#] 2
- Bilge Pump(s): [#] 5 - Auto
- Engine Alarm
- Fresh Water Cooling System
- Head Type(s): Overboard; Holding; Electrical
- Insulation: Thermal; Acoustical
- Port & Starboard Portuguese Deck Clutch & Thruster Control
- Aft Deck Clutch Controls & Thrusters
- ABT Trac Bow & Stern Thruster
- Naiad Stabilizer
- Morse Clutch & Throttle Controls Main & Wing Engines
- VDO Gauges
- Tank Tender Fuel & Water Gauge
- Fireboy Fire Supression System
- MicroCommander Clutch Control Fly Bridge
- Lugger Engine Display Upper Helm
- Rudder Dial Indicator

- Dual Racor Filters on Main
- Matrix 500 Water Maker
- Work Bench with Sink, Stainless Steel Top, and Vice in Engine Room
- Dual Racor Fuel Filters on Generators
- Dual Racor Fuel Filtration Wing Engine
- Standard Packing Gland on Wing Engine
- PTO on Wing Engine
- Emergency Manual Bilge Pump Engine Room
- Lugger 70 HP L439D Wing Engine with 607 Hrs.
- Wing Engine has Separate Shaft & Prop and Provides Thruster Propulsion
- 5 Total Engine Control Stations all with Thruster Controls
- Fuel Tank Sight Gauge Tubes
- 5 Cruise Air Reverse Cycle Air Conditioning Units
- SMX Distal Air Condition Controls
- 4 Blade Bronze Propellor
- 3" Stainless Steel Shaft
- Groco Oil Change Unit
- Tank Watch Holding Tank Monitor
- Large Spare Parts Inventory
- Spurs line Cutters on Main Shaft & Wing Engine
- Folding Prop on Wing Engine

Other Features, Construction, and Details of Overhaul

- Bottom Painted Nov. 2016, shaft prop and thrusters prop speed
- Hull Waxed Nov. 2016
- New A/C 16,000 BTU in Pilothouse 2017
- New Garmin 7612 in Pilothouse 2017
- New AIS Receiver 2017
- New Upgraded NobelTec Sftware 2017
- New Mattress in Master Stateroom and VIP 2017
- Salon Settee Recovered 2017
- New Sun Screens Salon & Pilothouse Windows 2017
- New Helm Chair Fly Bridge 2017

Exclusions

- Owner's Personal effects



Exclusions

Owner's personal belongings.

Disclaimer

The Company offers the details of this vessel or yacht in good faith but cannot guarantee or warrant the accuracy of this information nor warrant the condition of the vessel. A buyer should instruct his representatives, agents, or his surveyors, to investigate such details as the buyer desires validated. This vessel or yacht is offered subject to prior sale, price change, or withdrawal without notice.


PHOTOS















CONTACTS

Andrey Shestakov, leading yacht broker of the sales department of Shestakov Yacht Sales Inc. Shestakov Yacht Sales Inc., the official representative of the Miami/Fort Lauderdale FL headquarters.

Contact details

Email: **andrey@shestakovyachtsales.com**

Web: shestakovyachtsales.com/en/

Telephones

USA: **+1(954)274-4435**

Office hours

Monday – Saturday: **9:00 - 21:00** EDT

Sunday: **closed**

Address



Harbour Towne Marina, 850 NE 3rd St, STE 213, Dania, FL 33004