

NO NAME — SUNDANCE BOATS INC



Builder: SUNDANCE BOATS INC

Year Built: 2015

Model: Cruiser

Price: PRICE ON APPLICATION

Location: United States

LOA: 20' 0" (6.10m)

Beam: 7' 10" (2.39m)

Min Draft: 0' 6" (0.15m)

Cruise Speed: 28 Kts. (32 MPH)

Max Speed: 38 Kts. (44 MPH)

Our experienced yacht broker, Andrey Shestakov, will help you choose and buy a yacht that best suits your needs **No Name — SUNDANCE BOATS INC** from **our catalogue**. Presently, at **Shestakov Yacht Sales Inc.**, we have a wide variety of yachts available on **our sale's list**. We also work in close contact with all the big **yacht manufacturers** from all over the world.

If you would like to buy a yacht **No Name — SUNDANCE BOATS INC** or would like help answering any questions concerning purchasing, selling or chartering a yacht, please call **+1(954)274-4435**

TABLE OF CONTENTS

TABLE OF CONTENTS	2
SPECIFICATIONS	4
Overview	4
Basic Information	4
Dimensions	4
Speed, Capacities and Weight	4
Hull and Deck Information	4
Engine Information	5
DETAILED INFORMATION	6
Manufacturer Provided Description	6
Standard Features	6
Engines	7
Additional Information	7
Disclaimer	8
Exclusions	8
Disclaimer	8
PHOTOS	9
Manufacturer Provided Image	9
Manufacturer Provided Image	9
Manufacturer Provided Image	9
Manufacturer Provided Image	9
Bow Wide bow provides for a sturdy boating platform	9
Yamaha 90 four stroke The Yamaha reputation speaks for itself	9
Center console The Sundance center console provides wind and spray protection while providing all the necessary controls within easy reach.	10
Yamaha 90 stern view	10
Stainless wheel Stainless steering wheel with adjustable tilt.	10
Gauges and switche panel Large easy to read controls	10

Console seating comfortable console seating, custom tan and white upholstery. Like new condition.	10
Helm seat Cushioned helm seat with cooler underneath	10
Console storage Storage under the console helm	11
Bow View	11
Stern Seating Folding stern seats on either side. comfortable upholstered cushions	11
Additional seating additional comfortable bow seating	11
Bow storage	11
Anchor locker	11
Console Rod Holders Durable plastic rod holders mounted on the sides of the console	11
Baitwell Baitwell located in front of the engine	12 ¹²
Rod holders flush mount Flush mounted stainless steel rod holders mounted in the gunwhales	12
DX 20 emblem With stainless railing around the console	12
Bimini Attachment Comes with a dark blue bimini top with stainless attachments	12
Retractable cleats gunwhale mounted stainless retractable cleats	12
Swim platform Swim platform with retractable stainless ladder and hand rail	13
Console Switch panel	13
Loadrite Trailer Quality Loadrite trailer with padded bunks	13
Trailer wheels	13
Garmin transducer Stern mounted transducer	13
Manual winch Like new manual winch	13
Stainless thruhulls All thru hulls are stainless	14
Trailer Trailer manufacturers sticker	14
CONTACTS	15
Contact details	15
Telephones	15
Office hours	15
Address	15

SPECIFICATIONS

Overview

LOW HOURS! Owner estimates 25 hours on this Sundance 20DX. Exceptional, like new condition. Are you looking for a great center console as a family fishing boat or for towing the kids around the river this summer? Look no further. This Sundance can do it all. Shallow draft, stable boating platform.

Basic Information

Category: Cruiser

Model Year: 2015

Year Built: 2015

Country: United States

Dimensions

LOA: 20' 0" (6.10m)

Beam: 7' 10" (2.39m)

Min Draft: 0' 6" (0.15m)

Speed, Capacities and Weight

Cruise Speed: 28 Kts. (32 MPH)

Cruise Speed RPM: 1600 Kts.

Max Speed: 38 Kts. (44 MPH)

Max Speed RPM: 5600 Kts.

Displacement: 1575 Pounds

Fuel Capacity: 24 Gallons

Hull and Deck Information

Hull Material: Fiberglass

Hull Configuration: Modified V-Hull

Engine Information

Engines: 1

Manufacturer: Yamaha

Model: 4s

Engine Type: Outboard

Fuel Type: Gas/Petrol

DETAILED INFORMATION

Manufacturer Provided Description

The DX Series is our premier line of skiffs. Based on the venerable B Hull with the SRV bow, the DX Boats have fully molded inner liners with non-skid surfaces. We responded to your request for additional features in a more refined package. The rear deck has large high backed folding jump seats with thick cushions for comfortable and safe seating for your passengers. The seats fold flush for an obstruction free casting deck. A large circular insulated bait well with a plexiglass lid is located between the seats.

The fore deck sports two more cushioned jump seats with storage below. The front deck is pre-wired for a trolling motor, has plenty of room for a pedestal chair and a large anchor locker that drains overboard. The standard console is our new NXS console with front seat. There is an insulated well under the seat that can be ordered as a recirculating bait well. The folding console hand rail and quick release windshield makes garaging your boat quick and easy.

Convenience features include 8 cup holders, a glove box, and blue LED courtesy lights. There is even a removable bin over the battery compartment for additional storage. Fishing hardware includes 4 cast stainless gunwale rod holders, 6 rod racks on the console, and an insulated fish box under the port jump seat. The fish box can be plumbed as a large aerated live release well. The DX Series uses rigid rub rail with a stainless steel insert to protect your boat, not the shiny vinyl insert you see on the box brand skiffs. All hardware, including thru hulls, are polished stainless steel and all cleats are flush mounts.

Standard Features

Insulated Well under Console Front Seat

- Console Cup Holders (4)
- Console Glove Box
- 4-Switch & Instrument Panel (FB Panel)
- Tachometer, Volt, Fuel Gauges
- Power Point on Dash
- Circuit Breakers on Dash
- Auto Bilge Pump - 500 GPH
- Bilge Pump On Indicator Light
- Aerator Pump - 500 GPH High Speed Aerator Pick-Up
- Navigation Lights
- Folding Stern Light
- Removable Bow Light

- 33 Gal Fuel Tank in Console w/ Side Fill
- U-Flex No-Feed-Back Rotary Steering
- Stainless Steel Steering Wheel
- Fold Down SS Console Hand Rail Removable Console Wind Shield
- Rod Racks on Console
- Trolling Harness (6 Ga.)
- All Composite No Wood Construction
- Ten (10) Year Transferable Hull Warranty
- Foam and Fiberglass I-Beam Stringer System
- Virtually Unsinkable
- Custom Lids with embossed Sundance Logo
- Large Front Storage Compartment
- Below Floor Rigging Track
- Wire Conduit glassed in floor

Engines

Yamaha 90 horsepower four stroke engine

Approx. 25 hours (barely used)

F90 Specifications Engine Type In-Line Four Cylinder Displacement 97 ci (1596 cc) Bore x Stroke 79 x 81.4mm (3.11 x 3.20in) Prop Shaft Horsepower 90hp @ 5500rpm Compression Ratio 9.6:1 Fuel Induction EFI/SOHC/4 Valves Per Cylinder Exhaust Through Propeller Intake Single Throttle Valve Ignition TCI Micro Computer Spark Plug LFR5A-11-00-000 Alternator Output 25AMP Starting System Electric w/PTT Lubrication Wet Sump Engine Oil Capacity 3.7L/3.5L w/without filter Full Throttle RPM Range 5000 ~ 6000 rpm Cooling Water/Thermostatic Control Recommended Engine Oil Yamalube® 4M (See owner's manual) Recommended Fuel Regular Unleaded (Minimum Pump Octane 87) Recommended Fuel Filtration Yamaha Mini 10-Micron Fuel/Water Separating Filter (external) Ethanol Blend Limit 10% Maximum Gear Ratio (25:11) 2.27:1 Gear Shift F-N-R Shaft Length L = 20" X = 25" Degree of Tilt 70° Degree of Trim -4° through +16° C.A.R.B. Rating 3-Star Dry Weight 25" shaft / 169 kg (372 lbs) ; 20" shaft / 166 kg (366 lbs) Steering Angle (maximum) 35° from center, either direction Warranty 3 Year Limited Pleasure Boat - 1 Year Limited Commercial

Additional Information

This barely used Sundance 20DX with Yamaha 90 horsepower four stroke engine is a bargain at \$21,500.00 Comes with a dark blue bimini top. Trailer included. Engine is still under warranty. Boat hull has a 10 year transferable warranty.

Disclaimer

The Company offers the details of this vessel in good faith but cannot guarantee or warrant the accuracy of this information nor warrant the condition of the vessel. A buyer should instruct his agents, or his surveyors, to investigate such details as the buyer desires validated. This vessel is offered subject to prior sale, price change, or withdrawal without notice

Exclusions


Owner's personal belongings.

Disclaimer

The Company offers the details of this vessel or yacht in good faith but cannot guarantee or warrant the accuracy of this information nor warrant the condition of the vessel. A buyer should instruct his representatives, agents, or his surveyors, to investigate such details as the buyer desires validated. This vessel or yacht is offered subject to prior sale, price change, or withdrawal without notice.

PHOTOS

Manufacturer Provided Image



Manufacturer Provided Image




Manufacturer Provided Image



Manufacturer Provided Image




Bow Wide bow provides for a sturdy boating platform




Yamaha 90 four stroke The Yamaha reputation speaks for itself




Yamaha 90 stern view



Center console The Sundance center console provides wind and spray protection while providing all the necessary controls within easy reach.




Stainless wheel Stainless steering wheel with adjustable tilt.




Gauges and switch panel Large easy to read controls



Helm seat Cushioned helm seat with cooler underneath



Console seating comfortable console seating, custom tan and white upholstery. Like new condition.




Console storage Storage under the console helm




Bow View




Additional seating additional comfortable bow seating



Stern Seating Folding stern seats on either side. comfortable upholstered cushions




Bow storage




Anchor locker




Baitwell Baitwell located in front of the engine



Console Rod Holders Durable plastic rod holders mounted on the sides of the console




DX 20 emblem With stainless railing around the console



Rod holders flush mount Flush mounted stainless steel rod holders mounted in the gunwhales



Retractable cleats gunwhale mounted stainless retractable cleats




Bimini Attachment Comes with a dark blue bimini top with stainless attachments




Console Switch panel




Swim platform Swim platform with retractable stainless ladder and hand rail




Loadrite Trailer Quality Loadrite trailer with padded bunks




Trailer wheels




Manual winch Like new manual winch



Garmin transducer Stern mounted transducer



Stainless thruhulls All thru hulls are stainless



Trailer Trailer manufacturers sticker



CONTACTS

Andrey Shestakov, leading yacht broker of the sales department of Shestakov Yacht Sales Inc. Shestakov Yacht Sales Inc., the official representative of the Miami/Fort Lauderdale FL headquarters.

Contact details

Email: **andrey@shestakovyachtsales.com**

Web: shestakovyachtsales.com/en/

Telephones

USA: **+1(954)274-4435**

Office hours

Monday – Saturday: **9:00 - 21:00** EDT

Sunday: **closed**

Address



Harbour Towne Marina, 850 NE 3rd St, STE 213, Dania, FL 33004