

2016 SABRE 54 #28 — SABRE YACHTS



Судостроитель: SABRE YACHTS

Год постройки: 2016

Модель: Моторная яхта

Цена: ЦЕНА ЯХТЫ ПО ЗАПРОСУ

Местонахождение: United States

Длина общая: 54' 0" (16.46m)

Ширина: 16' 0" (4.88m)

Макс. осадка: 4' 4" (1.32m)

Купить **2016 Sabre 54 #28 — SABRE YACHTS** а также выбрать подходящую вам яхту из нашего **каталога яхт** вам поможет опытный яхтенный брокер Андрей Шестаков. На сегодняшний день компания **Shestakov Yacht Sales Inc.** имеет большое количество яхт в **собственном списке продаж**, а также тесно сотрудничает со всеми крупными **яхтенными производителями** по всему миру.

Для того чтобы купить яхту **2016 Sabre 54 #28 — SABRE YACHTS** а также проконсультироваться по любому вопросу связанному с покупкой, продажей, чартером яхт позвоните по телефону **+7(918)465-66-44**.

ОГЛАВЛЕНИЕ

ОГЛАВЛЕНИЕ	2
ХАРАКТЕРИСТИКИ	3
Обзор	3
Основная информация	11
Размеры	11
Скорость, вместимость и масса	12
Размещение	12
Корпус и палуба	12
Информация о двигателе	12
ФОТОГРАФИИ	13
КОНТАКТЫ	27
Контактная информация	27
Телефоны	27
Время работы	27
Адрес	27

ХАРАКТЕРИСТИКИ

Обзор

Steering System Joystick Control Factory Options

Fiberglass:

- Dark Hull Color - Flag Blue
- Anti-Skid color (fore & side deck) - Beige

Mechanical:

- Freedom Lift dinghy lift
- Install Forespar remote control valve for waste tank pump
- Discharge A/C under swim platform

Electrical:

- Beam central vac system with (2) outlets and a 32' expandable hose
- Install Concorde 911WH lights in main salon and fwd cabin bulkhead
- Install Concorde 911WH lights in Master Stateroom instead of reading lights
- Install all dimmable white lights under the hard top
- Prewire for speakers in salon, master stateroom, VIP cabin, bunkroom and cockpit, Delete the std stereo and bluetooth

Exterior and Deck:

- Teak decking in aft cockpit including steps
- Teak deck on FRP swim platform
- Kahlenberg triple horns in lieu of standard
- Dealer to pick table pedestal location and table height

Helm:

- Power fore and aft STIDD seats

- **Custom Main Salon**

- **Layout:**

- Starboard Side: Remove the TV from the cabinet making the cabinet smaller and the settee longer. Dealer to determine location of table pedestal before installation. Table should fold, double in size when open and rotate. Table should be a flat surface with no seam on the top when closed. Extend the fwd facing seat back cushion on the aft end of the settee all the way inboard to match the seat cushion. Shorten the back rest cushion height so the trim outboard of the seats is visible.
 - Port Side: Build TV on a lift outboard of the port side settee. Bring the settee inboard and create a straight sofa style seating area including arm rests fwd and aft. Delete the table and pedestal. Shorten back rest height to match the stbd side.

- **Master Stateroom & Head:**

- Corian counter with Corian undermount sink in master head
 - Build pull out laundry hamper in small hanging locker, aft, inboard of drawers

- **VIP Stateroom:**

- Mirrors on the backside of the upper and lower panels of the VIP head door to face the fwd cabin

- **Dealer Options**

- Custom 9" Box top Latex Mattress in Master, Guest & Bunk Staterooms
 - Custom Canvas Package (Windshield Cover, Aft Cockpit Seat Covers, Exterior Table Covers, Flybridge Settee Cover, Flybridge STIDD Covers, Flybridge Instrument Cover, Burgee Cover, Stern Flag Cover)
 - MAKE READY PACKAGE, COMMISSIONING, PREP, DEALER FREIGHT & LAUNCH:
 - Hull Bottom: 2-3 of dewaxer, sand entire bottom, 1 coat of epoxy barrier coat, 2 coats of ablative bottom paint
 - Running Gear & Pods: 2 coats of primer and 1-2 coats of finishing products
 - Exterior Teak: 50/50 thinned sealer coat, 70/30 thinned 2nd coat, 90/10 thinned 3rd coat and 9 coats of Epipanes High Gloss Clear Varnish giving a total of 12 coats
 - Interior Teak: 3 coats of Interlux Satin 60 (received from factory with sealer)
 - Hull, Deck & Superstructure: Compound buff & wax hull, deck & superstructure,

Detail entire exterior and interior

- Freight & Launch: Transport from factory and launch, full tank of fuel
- Commissioning Checklist: Prop, horn, flybridge & mast installation, commissioning and testing of all onboard systems including sea trials
- Commissioning Kit: 55lb Anchor, 250' 3/8" Chain, 5/8" Dockline (5), 10"x26" fenders (4), 3/8" fender whips (4), fleece fender covers (4), Boat Hook, Throwable PFD, PFD (8), Flares, First Aid Kit, Flag & Staff, Boat Lettering
- Delivery & Orientation: FOB Portland, ME, Captain for two days

Standard Specifications

PROPULSION SYSTEM

- Twin Volvo IPS 950 pod drives with Volvo Penta Humphree trim tab system and Volvo DPS positioning system and VP Active Corrosion Protection system and (2) Volvo 7" color displays
- Volvo autopilot with joystick steering
- Fresh water-cooled
- 24V alternators each engine
- Groco raw water intake strainers
- Oil change system for engines, drive units and gen set
- Engine room ventilation system 24v
- Engine room intake ducts on cabin house side with stainless steel grill
- White gelcoated engine room
- White Mylar faced foam noise 2# barrier

HULL

- Modified "V" planing hull design
- 23 degree deadrise amidships and 15 degree deadrise at transom
- Reverse sloped transom
- ISO NPG Sport Yacht white gel coat w/ vinylester back-up resin
- Knitted Biaxial Structural E-Glass Reinforcements
- Infused SAN Corecell foam core in hull bottom and topsides
- Foam cored composite stringer system in way of engines and drives
- Swim platform with under-mounted telescoping ladder
- Hull side rubbing strakes
- PVC rub rail with stainless steel cap
- Painted (Urethane) Double Boot Strip
- Gold Cove Stripe

DECK

- ISO NPG gelcoat
- VIP resin infused Knitted Biaxial Structural

- E-Glass Reinforcements with coring
- Molded-in anti-skid deck surfaces
- Recessed salon windows aluminum anodized
- (2) anchor lockers w/Southco slam latch
- Access hatch from aft cockpit to engine room
- Aft facing bench seat in cockpit
- Forward facing cockpit corner seating port and starboard
- Centre transom door

FLY BRIDGE

- Stainless steel stair case with teak treads from cockpit to fly bridge spirals though 90 degrees
- Venturi windscreen with tinted acrylic panels and stainless steel frame
- Twin Stidd N series helm seats
- Full engine and ships controls and panels
- L-shaped lounge to starboard and aft of the helmsman
- Stainless steel drinks fridge alongside mates seat

DECK HARDWARE

- 1 1/2" diameter type 316 stainless steel perimeter rail system
- (4) stainless steel spring cleats
- (2) stainless steel mooring cleats
- (2) stainless steel stern cleats
- Custom stainless steel dual anchor roller
- 24V Electric Windlass with controls at helm and foot switches on deck Lewmar V4
- Flagpole holder and flagstaff
- Bomar Low Profile stainless steel hatches w/screens
- Oversized Stainless steel opening ports
- Teak toe rails port and starboard with custom cast dual mid rail chocks and bow chocks
- Teak cabin side eye-brow
- Custom cast stainless steel "SABRE" medallion
- SureShade retractable cockpit sun awning

FUEL SYSTEM

- 700 gal diesel fuel.
- Racor dual Max 1000 fuel filters
- 2" "Diesel" stainless steel deck fill plates port and starboard
- Fuel Level Indicator at helm

CZone NMEA NETWORK SYSTEM

- **Monitoring;**

- All DC battery systems
- All AC systems
- Engine room temperature
- Tank levels
- Bilge pumps
- Bilge high water

- **Controlling:**
- Ship's main battery switch
- Bilge pumps
- Navigation Lights
- Engine room blowers
- All interior & exterior lighting

240/120 VAC ELECTRICAL

- 240/120 VAC 50 amp AC shore power system
- One 75 ft. Glendinning Cord Reel aft
- Boosting isolation transformer
- 13.5kW Onan Generator with sound enclosures
- Automatic AC switching system for shore & generator power
- 4kW high output inverter with 120 Amp DC Charger for ships batteries
- Main circuit breaker distribution panel in main salon
- 120V outlets in each cabin and one in engine room
- All galley and head receptacles are GFI protected
- 60 Amp, battery charger for engine start batteries and back up for ships batteries
- 10 Amp, battery charger for gen set batteries
- Reverse Cycle Heat/Air Conditioning

24 VDC ELECTRICAL SYSTEM

- Dedicated engine starting battery bank for each engine
- Dedicated 24v 8D AGM deep cycle ship's service batteries
- Helm remote controlled battery switches with manual override
- Main circuit breaker distribution panel monitored by NMEA network
- Multiple 12v and USB outlets at helm and in interior for small personal appliances, phones
- Tinned marine grade wire throughout
- Dual Air Horn, KahlenbergTM
- LED Navigation lights
- Triple wiper/washer system
- Lighting:
 - Designer reading lights
 - High output LED lights in the overhead
 - LED bar lighting in appropriate locations

- LED Engine room lighting
- Selectable red, blue, white LED lights over helm
- Selectable red, blue, white LED lights Around hard top perimeter
- LED Cockpit courtesy lights

WASTE DISPOSAL

- Polyethylene holding tank with 80 gallon capacity
- Freshwater MSD's with white ceramic bowls
- Diaphragm pump on holding tank to overboard sea valve

FRESH WATER SYSTEM

- Water capacity approx. 200 gals.
- 20 gal. 140V hot water heater with heat exchanger
- 24VDC Headhunter X-Caliber primary pump on hot and cold water pressure system
- 24VDC secondary backup fresh water pump
- Filters on fresh water pump system and shore water inlet
- Fresh water coil hose in engine room
- Salt water wash down at anchor locker

MAIN SALON / HELM AREA

- Twin Stidd helm seats on seat box
- Door to side deck from helm
- Stainless steel sliding double-acting door to cockpit with curved glass windows on corners
- Helm dash area finished in Ultraleather
- 8" Color touch screen display for NMEA network
- Navigation switch panel
- Custom wood trimmed stainless steel wheel
- U-shaped lounges port and starboard with custom fabrics. Drawers below
- HiLo tables with starburst inlay and deep epoxy finish
- Cabinet aft of helm seats with 40" LED television on electric lift. TV pivots
- Icemaker
- Glassware drawer
- Bottle locker
- Fusion multi-zone stereo system with Bluetooth module
- Blinds and curtains on all windows
- Teak and holly sole with sealer finish
- Sound deadening headliner panels
- Electrically operated Webasto sun roof over main salon
- Heat/Air Conditioning 30,000 BTU

GUEST STATEROOM- Forward

- Spacious low queen island berth layout with 5" mattress. ¾" laminated trim.
- Cherry hull ceilings
- Drawers under bed.
- Aft end of berth top hinges open to access blanket storage
- Enclosed upper shelves to port and starboard of island berth with storage behind. Fwd most section open shelf w/stainless fiddle rail
- Dimmable accent lighting below shelves and berth.
- Large cedar lined hanging locker to starboard with closet pole.
- Bureau to port with enclosed locker above
- Built in 20" LED TV on forward facing bulkhead with DVD player
- Screen/Shade for hatch
- Private access to guest head/shower compartment
- Teak and holly sole with sealer
- Soft headliner panels
- Shoji style door
- Heat/Air Conditioning (10000 BTU)

GUEST/DAY HEAD- Forward

- Sink with faucet
- Separate shower stall
- Ceramic tile floor in WC compartment
- Hot and cold pressure water
- Storage lockers
- Solid surface countertop
- Stainless steel towel bars
- Wood trimmed mirror over sink
- Ventilation blower
- Electric shower sump pump

THIRD STATEROOM - To port

- Upper and lower bunks
- Drawers and storage below lower berth
- Hanging locker forward
- Built in 20" LED TV with DVD player
- 6000 btu air conditioning

DAY HEAD

- Day head forward of galley with fresh water MSD and wash basin
- Large wood-framed mirror
- Inside of head door mirrored

GALLEY

- Toe kick space length of galley with courtesy lighting
- Quartz countertop. Bull nosed edge overhangs cabinet below
- Induction Electric cook top
- Convection microwave oven
- Fisher Pykel dish washer
- Tall dish locker
- 120VAC galley exhaust fan
- Sub Zero Stainless Steel 110 v two drawer fridge.
- Sub Zero Stainless steel two drawer freezer
- Bank of dovetailed drawers
- Stainless steel under-mounted sink with designer faucet
- Waste basket below sink
- Dry storage outboard
- Combo washer-dryer beneath stairs
- Galley heat/ air conditioning (12000 BTU)
- Office desk in lower galley

MASTER STATEROOM

- Double Shoji style doors lead to the large master suite
- Spacious low queen island berth layout with 6" mattress. ¾" laminated trim
- Inlaid head board.
- Fixed hull port with Roman shade
- Base of bed incorporates drawers and storage
- Bureau/night stand with drawers forward side of bed
- Cedar lined hanging lockers with shelf and closet pole aft of bed.
- 26" LED TV with DVD player
- 8" Color touch screen display for NMEA network
- Shoji panel shades over opening portlights
- Exclusive access to master head/oversized shower compartment through pocket doorway with Shoji style door
- Full length mirror behind pocket door
- Teak and holly sole with sealer
- Stateroom air Conditioning (10,000BTU)
- Soft headliner panels.
- Designer vessel sink with faucet.
- Separate shower stall rain shower head and glass shower door
- Ventilation fan
- Electric shower sump pump
- Storage locker above WC
- High gloss cherry counter with bull nose
- Ceramic tile in head compartment and shower floor
- Stainless steel towel bars
- Wood trimmed mirror over sink

DÉCOR

- Screens and shades on opening ports and hatches
- Optional fabric and drapery selections
- Custom décor packages available
- Dovetailed maple drawer boxes throughout

SAFETY

- Fire extinguishers, (5) at 2 1/2 lbs.
- Marelon sea valves on all below waterline fittings.
- Bonding system to safeguard against galvanic corrosion
- Automatic fire extinguishing discharge system with override
- (3) Automatic electric bilge pumps 3700 GPH
- (3) Bilge high water alarms

Disclaimer The Company offers the details of this vessel in good faith but cannot guarantee or warrant the accuracy of this information nor warrant the condition of the vessel. A buyer should instruct his agents, or his surveyors, to investigate such details as the buyer desires validated. This vessel is offered subject to prior sale, price change, or withdrawal without notice.

Основная информация

Тип судна: Моторная яхта

Подкатегория: Flybridge

Модельный год: 2016

Год постройки: 2016

Страна: United States

Верх: Bimini Top

Открытая палуба мостика: Да

Размеры

Длина общая: 54' 0" (16.46m)

Ширина: 16' 0" (4.88m)

Макс. осадка: 4' 4" (1.32m)

Скорость, вместимость и масса

Водоизмещение: 55000 Pounds

Вместимость воды: 200 Gallons

Вместимость сточного бака: 80
Gallons

Объем топливного бака: 700
Gallons

Размещение

Всего кают: 3

Всего коек: 1

Корпус и палуба

Материал корпуса: Fiberglass

Информация о двигателе

Двигатели: 2



Производитель: Volvo






Модель: IPS 950

Тип двигателя: Inboard









Тип топлива: Diesel


ФОТОГРАФИИ





























































КОНТАКТЫ

Андрей Шестаков (Andrey Shestakov) – ведущий яхтенный брокер отдела продаж яхт и судов компании Shestakov Yacht Sales Inc. Официальный представитель Shestakov Yacht Sales Inc. для русскоговорящих клиентов в центральном офисе компании в Майами/Форт Лодердейл/Флорида/США.

Контактная информация

Email: **andrey@shestakovyachtsales.com**

Web: shestakovyachtsales.com

Телефоны

Краснодарский край: **+7(918)465-66-44**

США, Майами, Флорида: **+1(954)274-4435**

Время работы

Понедельник – Суббота: **9:00 - 21:00** EDT

Воскресенье: **Закрыто**

Адрес



Harbour Towne Marina, 850 NE 3rd St, STE 213, Dania, FL 33004