

HULL # 60 — JARRETT BAY



Судостроитель: JARRETT BAY

Год постройки: 2019

Модель: Катер для спортивной рыбалки

Цена: ЦЕНА ЯХТЫ ПО ЗАПРОСУ

Местонахождение: United States

Длина общая: 84' 0" (25.60m)

Ширина: 21' 8" (6.60m)

Макс. осадка: 5' 8" (1.73m)

Крейс. скорость: 35 Kts. (40 MPH)

Макс. скорость: 41 Kts. (47 MPH)

Купить **Hull # 60 — JARRETT BAY** а также выбрать подходящую вам яхту из нашего **каталога яхт** вам поможет опытный яхтенный брокер Андрей Шестаков. На сегодняшний день компания **Shestakov Yacht Sales Inc.** имеет большое количество яхт в **собственном списке продаж**, а также тесно сотрудничает со всеми крупными **яхтенными производителями** по всему миру.

Для того чтобы купить яхту **Hull # 60 — JARRETT BAY** а также проконсультироваться по любому вопросу связанному с покупкой, продажей, чартером яхт позвоните по телефону **+7(918)465-66-44**.

ОГЛАВЛЕНИЕ

ОГЛАВЛЕНИЕ	2
ХАРАКТЕРИСТИКИ	7
Обзор	7
Основная информация	7
Размеры	8
Скорость, вместимость и масса	8
Размещение	8
Корпус и палуба	8
Информация о двигателе	8
ПОДРОБНОЕ ОПИСАНИЕ	9
Overview	9
Salon	9
Galley	9
Companionway	9
Master Stateroom	10
Guest Stateroom Port	10
Guest Stateroom Starboard	11
Guest Stateroom Bow	11
Crew Quarters	12
Master and Guest Heads	12
Cockpit	12
Flybridge	13
Exterior Finish/Construction	13
Hardware & Miscellaneous	13
Electrical System	14
Engine Compartment & Bilge	14
Исключения	15
Отказ от ответственности	15

ФОТОГРАФИИ	16
84' Jarrett Bay - Starboard Side	16
84' Jarrett Bay - Port Side	16
84' Jarrett Bay - Stern	16
84' Jarrett Bay - Bow	16
84' Jarrett Bay - Bow	16
84' Jarrett Bay - Port Side	16
84' Jarrett Bay - Outlines	16
84' Jarrett Bay - Outlines	16
84' Jarrett Bay - Outlines	17
77' Jarrett Bay - Starboard Profile	17
77' Jarrett Bay - Stern	17
77' Jarrett Bay - Helm	17
77' Jarrett Bay - Outdoor Seating	17
77' Jarrett Bay - Rod Holder	17
77' Jarrett Bay - Insulated Cooler	17
77' Jarrett Bay - Reel Holder	17
77' Jarrett Bay - Cockpit	18
77' Jarrett Bay - Window Opening	18
77' Jarrett Bay - Cockpit	18
77' Jarrett Bay - Mezzanine Storage	18
77' Jarrett Bay - Storage Drawers	18
77' Jarrett Bay - Helm	18
77' Jarrett Bay - Salon	18
77' Jarrett Bay - Salon	18
77' Jarrett Bay - Salon	19
77' Jarrett Bay - Salon	19
77' Jarrett Bay - Salon	19
77' Jarrett Bay - Salon	19

77' Jarrett Bay - Salon Cabinetry	19
77' Jarrett Bay - Dinette	19
77' Jarrett Bay- Dinette Storage	19
77' Jarrett Bay - Galley	19
77' Jarrett Bay - Galley	20
77' Jarrett Bay - Galley	20
77' Jarrett Bay - Galley	20
77' Jarrett Bay - Day Head	20
77' Jarrett Bay - Companionway	20
77' Jarrett Bay - Master Stateroom	20
77' Jarrett Bay - Port Stateroom	20
77' Jarrett Bay - Starboard Stateroom	20
77' Jarrett Bay - Forward VIP Stateroom	21
77' Jarrett Bay - Starboard Head	21
77' Jarrett Bay - VIP Head	21
77' Jarrett Bay - Stairwell	21
77' Jarrett Bay - Crew Quarters below aft	21
77' Jarrett Bay - Engine Room	21
77' Jarrett Bay - Engine Room	21
77' Jarrett Bay - Engine Room	21
77' Jarrett Bay - Engine Room	22
77' Jarrett Bay - Port Profile	22
77' Jarrett Bay - Stern	22
77' Jarrett Bay - Bow	22
77' Jarrett Bay - Port Side	22
77' Jarrett Bay - Port Side	22
77' Jarrett Bay - Starboard Side	22
77' Jarrett Bay - Profile Picture	22
84' Jarrett Bay - Salon	23

84' Jarrett Bay - Salon & Galley	23
84' Jarrett Bay - Starboard Stateroom	23
84' Jarrett Bay - Hanging Locker	23
84' Jarrett Bay - Companionway Forward	23
84' Jarrett Bay - Port Stateroom	23
84' Jarrett Bay - Port Stateroom	23
84' Jarrett Bay - Port Head	23
84' Jarrett Bay - VIP Stateroom Storage	24
84' Jarrett Bay - VIP Stateroom	24
84' Jarrett Bay - VIP Stateroom Storage	24
84' Jarrett Bay - VIP Head	24
84' Jarrett Bay - Master Stateroom	24
Under Construction	24
84' Jarrett Bay - Master Stateroom	24
84' Jarrett Bay - Master Head	24
84' Jarrett Bay - Master Head	25
84' Jarrett Bay - Crew Stateroom	25
84' Jarrett Bay - Crew Engine Room Access	25
84' Jarrett Bay - Crew Head	25
84' Jarrett Bay - Northern Lights Genset Installed	25
84' Jarrett Bay - Seakeeper Gyro Installed	25
84' Jarrett Bay - Engine Room Entrance from Mezzanine	26
84' Jarrett Bay - Northern Lights Genset Installed	26
84' Jarrett Bay - Seakeeper Gyro Installed	26
84' Jarrett Bay - Engine Room	26
84' Jarrett Bay - Twin MTU 16V-2000 Installed	26
84' Jarrett Bay - Stairway Aft to Salon	26
84' Jarrett Bay - Cockpit from Mezzanine Level	27
84' Jarrett Bay - Cockpit Transom looking Port	27

84' Jarrett Bay - Bridge Helm looking Forward	27
84' Jarrett Bay - Forward Bridge Seating & Storage	27
84' Jarrett Bay - Storage Forward of Helm	27
84' Jarrett Bay - Bridge Seating with Hidden Storage	27
84' Jarrett Bay - Bridge Seating with Hidden Storage	28
84' Jarrett Bay - Raised Mezzanine Storage	28
84' Jarrett Bay - Raised Mezzanine Storage	28
84' Jarrett Bay - Prop Shaft & Struts Installed	28
84' Jarrett Bay - Prop Shaft & Struts Installed	28
КОНТАКТЫ	29
Контактная информация	29
Телефоны	29
Время работы	29
Адрес	29

ХАРАКТЕРИСТИКИ

Обзор

Call for Pricing on this 84 JBBW Under Construction. Completion early 2019.

Jarrett Bay Boatworks custom hull #60 is an in-progress new build and could be finished for her new owner in a year. This is the second custom Jarrett Bay built for this very knowledgeable owner and crew, but is being offered for sale due to the owners' change of plans. The 84' Jarrett Bay, hull #60, stays true to its custom Carolina heritage, yet represents the future of sportfish performance and functionality. She is estimated to top out at speeds of 41 knots and cruise 35 knots. Jarrett Bay's proven modified-vee hull design uses steadfastly seaworthy, yet lightweight materials allowing her to be faster and more economical than most boats in her class. Powered by twin MTU diesels @ 2,600 hp each, she also features twin Seakeeper gyro stabilizers and twin 38kW Northern Lights generators, all which have been installed. The vessel carries 4,000 gallons of fuel, making travel to those faraway destinations easy. The sweeping mezzanine overhang gives way to a massive 265-sq. ft. cockpit, complete with two pressurized livewells with capacities up to 125 gallons. Hull #60 is built with a figured high gloss, cherry veneer throughout her interior and provides for five staterooms, each with their own private head, plus a day head conveniently located on the main salon level. This is a very unique opportunity to own a truly custom, elite sportfisherman without the 3-4 year construction wait. Call today for complete pricing, equipment list and delivery schedule.

(Note photos of finished boat are of Blank Check 77 hull number 56)

Основная информация

Тип судна: Катер для спортивной рыбалки

Подкатегория: Convertible

Модельный год: 2019

Год постройки: 2019

Страна: United States

Открытая палуба мостика: Да

Кубрик: Да

Размеры

Длина общая: 84' 0" (25.60m)

Длина по ватерлинии: 75' 6"
(23.01m)

Ширина: 21' 8" (6.60m)

Макс. осадка: 5' 8" (1.73m)

Скорость, вместимость и масса

Крейс. скорость: 35 Kts. (40 MPH)

Макс. скорость: 41 Kts. (47 MPH)

Водоизмещение: 140000 Pounds

Вместимость воды: 350 Gallons

Вместимость сточного бака: 250
Gallons

Объем топливного бака: 4000
Gallons

Размещение

Всего кают: 5

Корпус и палуба

Материал корпуса: Fiberglass

Комплектация корпуса: Modified V-
Hull

Цвет корпуса: Buyer's Choice

Информация о двигателе

Производитель: MTU

Модель: 16V-2000

Тип двигателя: Inboard

Тип топлива: Diesel

ПОДРОБНОЕ ОПИСАНИЕ

Overview

From her cold-molded fir and okume bones to her glossy Alexseal exterior finish, the 84' Jarrett Bay stays true to its custom Carolina heritage, yet represents the next evolution in sportfish performance and functionality. Thanks to prop tunnels and a low shaft angle, this yields increased speed and efficiency. The high-speed stainless rudders and struts and a bottom with no through-hull protrusions or fairings result in an incredibly fast and sleek running surface.

The intent of this build is to mirror her predecessor the 77 hull #56 which is showcased within the photos of this listing. The high-gloss cherry veneers throughout her five stateroom, six head layout is made of TriCel composite in both bulkheads and cabinetry keeping the weight to speed ratio at top performance levels without sacrificing durability in the roughest seas. The sweeping mezzanine overhang gives way to a massive 265-sq. ft. cockpit, complete with two pressurized live-wells with capacities up to 125 gallons.

She is powered by Twin 16V-2000 MTUs rated at 2,600hp and carries 4,000 gallons of fuel and is estimated to top out at a speed of 41 kts, with estimated cruising speed of 35 kts. With nearly 60 custom builds to date, Jarrett Bay designs their hulls, first and foremost, with performance in mind. Jarrett Bay's proven modified-vee hull design uses steadfastly seaworthy, lightweight materials allowing her to be faster than other similarly sized boats with equal or more horsepower, with significantly superior fuel economy compared to most boats in her class.

Salon

There are only a few cabinets built for the salon, so your opportunity is endless at this time.

- Rough opening for windows
- End tables are built, but not finished or installed
- A/C units are purchased, no ducting or connections installed or purchased

Galley

The galley is also able to be designed to your liking, as nothing has been built.

Companionway

- Ropey Cherry panels and wainscoting has been built for lower area, not completely finished or installed
- Wire for overhead lights
- Raised panel cherry veneer doors are fabricated but not installed and some of those are finished
- Access hatches to bilge storage installed
- Access to day head and storage area
- Access to staterooms
- Access to Crews Quarters

Master Stateroom

Just off the port companionway you will find the master stateroom, which showcases a queen walk around berth, nightstands on either side with storage and a hanging locker. Aft, you will find a large head with stall shower.

- High Gloss Ropey Cherry wainscoting on the lower half; wainscoting is built, not installed and partially finished
- Berth with hull lined storage, accessible via lift top -needs finished varnish coats applied
- High Gloss Cherry veneer berth base - installed, needs finished coats applied
- High Gloss Cherry sea rail - made not varnished or installed
- Hanging locker built with cedar lining, no doors installed or light, just wiring
- Twin nightstands with drawers - Built, not installed or varnished
- Wiring for overhead lights
- Wiring for Dimmable lights
- Rough wire for duplex outlet
- Hatch to below deck storage area
- Private access to head
- Air conditioning roughed in
- Overhead soffit - built, not varnished or installed
- Upper cabinets above nightstands- built, Not varnished or installed

Guest Stateroom Port

Hull #60 features a over/under berth just forward of the master stateroom.

- Over/under berth with storage under - parts made, fiddles in process, needs finished varnish coats applied
- High Gloss Cherry veneer berth base installed, needs finished varnish coats applied
- Cherry sea rail - made but not installed or varnished
- Hanging locker with door - locker and door complete, door not installed or varnished

- Rough in wire for Overhead light
- Rough in for Dimmable lights
- AC duplex outlet rough in
- Private access to head - access, doors made, may not be varnished
- Access to private head
- QHT HVAC compartment controlled - unit purchased and in boat, no plumbing, ducting or wiring complete

Guest Stateroom Starboard

Hull #60 features twin side by side berths to starboard, just off the companionway with its own private head.

- Side by side berths with storage under - one berth needs to be completed, varnished and installed, other is installed but needs finish varnish
- High gloss Cherry veneer berth base - same as above
- High gloss Cherry sea rail - same as above
- Hanging locker and door - locker built, needs finish coat of varnish applied to doors
- Nightstand with storage included, not installed, needs varnish
- Overhead hatch - opening only
- Rough in for light fixtures
- Rough in for dimmable lights
- AC duplex outlet - rough in

Guest Stateroom Bow

Hull #60 features a walk around queen berth in the bow stateroom with private access to its own head.

- Queen tapered berth with storage underneath, needs finished varnish coat applied, sealer complete
- High Gloss Cherry veneer berth base, complete, need varnish
- Cherry sea rail, complete not installed or varnished
- Hanging lockers with door - needs varnish coat to doors
- Opening for overhead hatch, no hatch
- Nightstands, port and starboard - Included, not installed and needs varnish
- Overhead storage cabinets on either side of the berth - Included not installed and needs varnish
- Wire for overhead speakers - rough in
- Wire for overhead light fixtures - rough in
- Dimmable lights - rough in
- AC duplex outlet - rough in

- Hatch to below deck storage
- Private access to head, door needs varnish

Crew Quarters

Turning aft down the companionway and across the full beam of the vessel, you will find the crew quarters which features an over/under berth, access to the engine room, and a full head.

- Over/Under berth with storage under lower berth and upper berth - one bunk in place, the other is made, not installed
- Hanging locker Cedar locker is in place, install in process
- Overhead lighting - rough in
- AC Duplex outlet - rough in
- Private access to head - access - doors made not finished
- Second access to engine compartment - cut in, no door

Master and Guest Heads

- Linen cabinet built - not installed or varnished
- Stall shower, plumbed to Headhunter system - shower stall is in, no door and no plumbing fixtures, and plumbing needs to be finalized
- Overhead light fixtures - rough in
- AC duplex outlet - rough in
- Air conditioning ducts ran, not hooked up

Cockpit

- Seating across upper mezzanine - rough in
- Scuppers in cockpit - rough in, no stainless
- Transom door - cut out is made, needs finish work
- Lower starboard mezzanine ice box - rough in, lids need to be made
- Transom fish box, lids are cored out and insulated - rough in
- Hatch to engine compartment - rough in
- Storage in steps to deckhouse - rough in
- Lower port mezzanine, bait box, drink box and live well - rough in
- Aluminum mounting plate laminated in deck
- Gaff tube - Rough in, lids need to be made
- Mezzanine tackle cabinet with insulated storage inboard of mezzanine - needs guttering and lids made
- (2) In-deck fish boxes rough in, needs install

- Teak Transom installed, no finish
- Teak Covering and Coaming boards included, but not installed
- Teak cockpit and mezzanine included, but not installed
- Teak aft bulkhead and door and side wings, included, but not installed

Flybridge

Hull #60's helm layout is possible at this stage.

- Bilge, high water alarm - Installed
- Hydraulic power-assisted steering- Installed
- Neutral interlock switches allowing engine to start in neutral included, not installed
- Engine Sych control, included, not installed
- Fiberglass part made for freezer, not installed, freezer not purchased
- Fiberglass part made for top loading insulated drink box, not installed
- Twin bench seating with cushions and storage underneath port and stbd - lids need to be fitted and hinged
- Fiberglass console centerline raised, included, not installed and lids need to be fitted and hinged
- Fiberglass lounge forward of console with storage included, not installed
- Coffee table with storage, included, not installed

Exterior Finish/Construction

At this stage this hull has many options

- Epoxy Resin Cold molded construction throughout -
- Hull and superstructure linear Alexseal topcoat, white -still needs top coats on hull, as well as superstructure
- Hull Sides: Cold molded construction consisting of two layers of 1/4" Okume plywood on diagonals over fir ribbands and glassed inside and out with one layer of 1708 bi-axial cloth with Epoxy resin. - complete
- Hull Bottom: Cold molded construction consisting of three layers of 1/2" marine fir plywood on diagonals over fir stringers and glassed inside and out with two layers of 3408 tri-axial cloth with epoxy resin - complete
- Laminated douglas fir full length main engine stringers and keel - complete
- Louvered side air intakes - in, not totally installed
- Reinforced chine spray rails - installed

Hardware & Miscellaneous

- All Interior cabinet hardware polished chrome - included, not installed

- Anchor locker bow deck, with anchor storage installed, hatch needs lid and gutter
- Water tank - tank installed not connected
- Nibral, high speed struts - struts installed, bearings not included
- Alloy 22 propeller 3 1/2" shafts, with zincs installed
- Fiberglass shaft tubes installed
- Bow deck access to rope storage locker Cut in
- Water shut off valves for sinks and showers - Included, some install needed
- Heavy-duty engine couplings - Included but needs final install

Electrical System

- AC compressors are in engine room, included, not installed
- Ventilation fan system for anchor locker - duct work complete only
- (2) ISO Boost Transformer - purchased, not installed

Engine Compartment & Bilge

- Water shut-off valves for sinks and showers rough in
- Twin MTU 16V2000 @ 2600 hp diesel, freshwater-cooled main engines with electrically controlled marine gears, neutral interlocks, exhaust silencers, engine hour meters, alternators, fuel filters and seawater strainers -included, not connected
- Twin 38 kW freshwater-cooled generator with shock mounts, seawater strainer, remote start, fuel/water separator, hour meter, aqua-lift muffler and sound enclosure - included, not connected
- Polyethylene water lines - installed, needs more plumbing connections
- Pressurized 230-volt AC Headhunter, freshwater pump with freshwater filter - installed
- Two 230-volt AC 18-gallon electric water heater - included, not hooked up
- Freshwater fill hose for engines and generator - included, not hooked up
- 24-volt DC bilge pumps, eight at 2000 gph, with heavy-duty float switches - installed
- Bronze ball valves on all underwater through-hull fittings with electrical bonding throughout - installed
- Integral epoxy and glass water tank - installed
- Aluminum fuel tanks with sight gauges - some work remaining
- Integral epoxy and glass sewage holding tank with 230-volt AC sewage pump for overboard discharge with lockable valve engines - Installed
- Seawater pressure system with AC pump and accumulator tank, here but not installed
- Air conditioning compressors and pump - chilled water system - here but not installed

- Alexseal painted and faired engine room, pump room and bilges - will need finish work
- Headhunter Grey Water System - system installed, not started
- Sewage holding tank plumbed for dockside pump-out - in process
- Rudder shelf with rudder upper bearings and steering ram mounts - Included, no components are installed
- Intake sea chests with flush screens and angled intake holes
- Underwater exhaust system 60% complete
- Seakeeper Gryo (2) - included, not installed
- Walkboard lids, battery box lids included, not installed
- Water shut off for sinks and shower, included, rough in

Исключения


При продаже яхты исключаются личные вещи владельца.

Отказ от ответственности


Компания предоставляет описание судна или яхты добросовестно, но не может гарантировать точность этой информации, а также не ручается за техническое состояние. Покупатель должен проинструктировать своих агентов или оценщиков исследовать представленную информацию более подробно, по собственному желанию. Продажа судна или яхты, изменение цены или снятие с продажи будет происходить без предварительного уведомления.

ФОТОГРАФИИ

84' Jarrett Bay - Starboard Side




84' Jarrett Bay - Port Side




84' Jarrett Bay - Stern



84' Jarrett Bay - Bow



84' Jarrett Bay - Bow




84' Jarrett Bay - Port Side



84' Jarrett Bay - Outlines



84' Jarrett Bay - Outlines



84' Jarrett Bay - Outlines



77' Jarrett Bay - Starboard Profile



77' Jarrett Bay - Stern



77' Jarrett Bay - Helm




77' Jarrett Bay - Outdoor Seating




77' Jarrett Bay - Rod Holder



77' Jarrett Bay - Insulated Cooler




77' Jarrett Bay - Reel Holder



77' Jarrett Bay - Cockpit




77' Jarrett Bay - Window Opening



77' Jarrett Bay - Cockpit




77' Jarrett Bay - Mezzanine Storage




77' Jarrett Bay - Storage Drawers




77' Jarrett Bay - Helm



77' Jarrett Bay - Salon



77' Jarrett Bay - Salon



77' Jarrett Bay - Salon



77' Jarrett Bay - Salon



77' Jarrett Bay - Salon



77' Jarrett Bay - Salon



77' Jarrett Bay - Salon Cabinetry



77' Jarrett Bay - Dinette



77' Jarrett Bay- Dinette Storage



77' Jarrett Bay - Galley



77' Jarrett Bay - Galley



77' Jarrett Bay - Galley



77' Jarrett Bay - Galley



77' Jarrett Bay - Day Head



77' Jarrett Bay - Companionway



77' Jarrett Bay - Master Stateroom




77' Jarrett Bay - Port Stateroom




77' Jarrett Bay - Starboard Stateroom




77' Jarrett Bay - Starboard Head



77' Jarrett Bay - Forward VIP Stateroom




77' Jarrett Bay - VIP Head




77' Jarrett Bay - Stairwell




77' Jarrett Bay - Crew Quarters below aft



77' Jarrett Bay - Engine Room



77' Jarrett Bay - Engine Room



77' Jarrett Bay - Engine Room



77' Jarrett Bay - Engine Room



77' Jarrett Bay - Port Profile



77' Jarrett Bay - Stern



77' Jarrett Bay - Bow



77' Jarrett Bay - Port Side



77' Jarrett Bay - Port Side



77' Jarrett Bay - Starboard Side



77' Jarrett Bay - Profile Picture



84' Jarrett Bay - Salon



84' Jarrett Bay - Salon & Galley




84' Jarrett Bay - Starboard Stateroom




84' Jarrett Bay - Hanging Locker




**84' Jarrett Bay - Companionway
Forward**



84' Jarrett Bay - Port Stateroom




84' Jarrett Bay - Port Stateroom



84' Jarrett Bay - Port Head




84' Jarrett Bay - VIP Stateroom




84' Jarrett Bay - VIP Stateroom Storage




84' Jarrett Bay - VIP Stateroom Storage



84' Jarrett Bay - VIP Head




84' Jarrett Bay - Master Stateroom




Under Construction



84' Jarrett Bay - Master Stateroom



84' Jarrett Bay - Master Head




84' Jarrett Bay - Master Head




84' Jarrett Bay - Crew Stateroom




84' Jarrett Bay - Crew Head




84' Jarrett Bay - Crew Engine Room Access




84' Jarrett Bay - Northern Lights Genset Installed




84' Jarrett Bay - Seakeeper Gyro Installed




**84' Jarrett Bay - Engine Room
Entrance from Mezzanine**




**84' Jarrett Bay - Northern Lights
Genset Installed**




**84' Jarrett Bay - Seakeeper Gyro
Installed**




84' Jarrett Bay - Engine Room



**84' Jarrett Bay - Twin MTU 16V-2000
Installed**



84' Jarrett Bay - Stairway Aft to Salon



84' Jarrett Bay - Cockpit from Mezzanine Level



84' Jarrett Bay - Cockpit Transom looking Port




84' Jarrett Bay - Bridge Helm looking Forward



84' Jarrett Bay - Forward Bridge Seating & Storage




84' Jarrett Bay - Storage Forward of Helm



84' Jarrett Bay - Bridge Seating with Hidden Storage




84' Jarrett Bay - Bridge Seating with Hidden Storage




84' Jarrett Bay - Raised Mezzanine Storage




84' Jarrett Bay - Raised Mezzanine Storage



84' Jarrett Bay - Prop Shaft & Struts Installed



84' Jarrett Bay - Prop Shaft & Struts Installed



КОНТАКТЫ

Андрей Шестаков (Andrey Shestakov) – ведущий яхтенный брокер отдела продаж яхт и судов компании Shestakov Yacht Sales Inc. Официальный представитель Shestakov Yacht Sales Inc. для русскоговорящих клиентов в центральном офисе компании в Майами/Форт Лодердейл/Флорида/США.

Контактная информация

Email: **andrey@shestakovyachtsales.com**

Web: **shestakovyachtsales.com**

Телефоны

Краснодарский край: **+7(918)465-66-44**

США, Майами, Флорида: **+1(954)274-4435**

Время работы

Понедельник – Суббота: **9:00 - 21:00** EDT

Воскресенье: **Закрето**

Адрес



Harbour Towne Marina, 850 NE 3rd St, STE 213, Dania, FL 33004