

MISS B HAVEN — MARLOW



Builder: MARLOW

Year Built: 2014

Model: Motor Yacht

Price: PRICE ON APPLICATION

Location: United States

LOA: 97' 0" (29.57m)

Beam: 21' 0" (6.40m)

Max Draft: 5' 6" (1.68m)

Cruise Speed: 24 Kts. (28 MPH)

Our experienced yacht broker, Andrey Shestakov, will help you choose and buy a yacht that best suits your needs **MISS B HAVEN — MARLOW** from our catalogue. Presently, at **Shestakov Yacht Sales Inc.**, we have a wide variety of yachts available on our sale's list. We also work in close contact with all the big **yacht manufacturers** from all over the world.

If you would like to buy a yacht **MISS B HAVEN — MARLOW** or would like help answering any questions concerning purchasing, selling or chartering a yacht, please call **+1(954)274-4435**

TABLE OF CONTENTS

TABLE OF CONTENTS	2
SPECIFICATIONS	6
Overview	6
Basic Information	6
Dimensions	6
Speed, Capacities and Weight	6
Accommodations	6
Hull and Deck Information	6
Engine Information	7
DETAILED INFORMATION	8
97' Marlow Explorer Motor Yacht MISS B HAVEN	8
Salon	8
Bar	8
Galley	8
Master Stateroom	9
VIP Stateroom - Amidship	9
Command Bridge	9
Gym	10
Aft Deck	10
Command Bridge Aft Deck	10
Crew	10
Bow	11
Engine Room	11
Electronics	11
Equipment of Note	11
Exclusions	12
Exclusions	12
Disclaimer	12

PHOTOS	13
Aft Deck	13
Aft Deck	13
Aft Deck	13
Aft Deck View to Command Bridge	13
Command Bridge Aft Deck	13
Command Bridge Aft Deck Seating	13
Command Bridge Aft Deck Seating	13
Command Bridge Aft Deck Seating	13
Gym	14
Gym	14
Day Head	14
Pilothouse	14
Pilothouse	14
Pilothouse	14
Pilothouse Controls	14
Pilothouse Seating	14
Pilothouse Seating	15
Dinette/Galley	15
Galley	15
Galley	15
Galley	15
Dinette	15
Salon Bar	15
Salon Bar	15
Salon Bar	16
Salon	16
Salon	16
Salon	16

Salon	16
Salon	16
Salon	16
Salon Desk	16
Companionway	17
Master Stateroom	17
Master Stateroom	17
Master Stateroom	17
Master Bathroom	17
Master Bathroom	17
Master Bathroom	17
VIP Stateroom	17
VIP Bathroom	18
Guest Stateroom	18
Guest Stateroom	18
Guest Bathroom	18
Crew Quarters	18
Crew Quarters	18
Crew Quarters	18
Crew Bathroom	18
Engine Room	19
Engine Room	19
Engine Room	19
Engine Room	19
Engine Room	19
Engine Room	19
Engine Room	19
Engine Room	19
Engine Room	19
Engine Room	20

Engine Room	20
Bow	20
Foredeck	20
Davit	20
GA Plans	20
CONTACTS	21
Contact details	21
Telephones	21
Office hours	21
Address	21

SPECIFICATIONS

Overview

Basic Information

Category: Motor Yacht

Model Year: 2014

Year Built: 2014

Country: United States

Dimensions

LOA: 97' 0" (29.57m)

LWL: 83' 0" (25.30m)

Beam: 21' 0" (6.40m)

Max Draft: 5' 6" (1.68m)

Speed, Capacities and Weight

Cruise Speed: 24 Kts. (28 MPH)

Displacement: 158000 Pounds

Water Capacity: 600 Gallons

Holding Tank: 200 Gallons

Fuel Capacity: 5000 Gallons

Accommodations

Total Cabins: 4

Hull and Deck Information

Hull Material: Composite

Engine Information

Engines: 2

Manufacturer: Caterpillar

Model: C-32

Engine Type: Inboard

Fuel Type: Diesel

DETAILED INFORMATION

97' Marlow Explorer Motor Yacht MISS B HAVEN

The 97' Marlow Explorer Motor Yacht MISS B HAVEN is a very unique vessel. She was built for long range fast or slow cruising with minimal staff. She was completely Awlgrippped white from the hull to the name boards to make her easy to maintain. She is exceptionally fast when you want her to be and has very long range capabilities as well. She will do 19-20 knots with 3,000 gallons of fuel on board at only 60% load. She only burns 7-9 gallons a side at 9-9.5 knots. With the wireless yacht controller she is easily handled by 2 people. If you want a Yacht that can house your family and friends comfortable but don't want to give up real boating this is the perfect Yacht for you. This is not a floating condo that is no fun to be on underway. Miss B Haven will do 20 knots in about 20 seconds and can cruise for extended periods at 24 knots. With her Watermaker and large fuel tanks you can stay out until you run out of food.

Salon

The salon provides comfortable living space for a large group of friends and family. The oversize built in seating also provides lots of storage under the lift up seats. The full size chairs and end tables will make you feel right at home while watching the large HiDef flat screen TV with Bose surround sound. The interior walls and cabinets are beautiful teak and the floor is teak with ebony with a flawless high gloss finish. The port aft corner features a nice desk with storage. At the forward end of the L-settee is a Limo type privacy wall that separates the salon from the bar area. This allows the bar to be part of the salon group or to divide it into a private space.

Bar

The bar is perfect for entertaining. There are 4 bar stools securely mounted to the floor so you don't have to worry about stowing them at sea. The bar surface is Black Galaxy granite that is cored with aluminum honeycomb to keep the weight down. With a cruise speed of 23-25 knots, every effort has been made to keep unnecessary weight out of the vessel. Behind the bar you will find a second full-size oven that is a duplicate of the one in the galley; perfect for preparing appetizers. The bar has an ice maker, wine cooler, and SubZero beverage center. The bar has its own TV forward and the privacy wall is behind the bar stools so it can be separated from the salon. The bar is also open to the aft end of the galley and this opening has Shoji screens to divide this area from the galley when desired.

Galley

The galley is finished with the same classic Black Galaxy granite found in the bar. The galley has a full-size SubZero refrigerator, trash compactor, full size oven, smooth surface cook-top with sea rails, convection microwave, Fisher Paykel drawer style dishwasher, and plenty of storage for dishware and food. The dining table is cored Black Galaxy granite as well for a beautiful classic look and provides a much more durable finish than a wood table. The table easily seats 8 in the built in seating and the two pull up stools. This yacht feels larger than anything in her class because when sitting at the dining area you can see all the way past the galley and bar through the salon to the aft deck.

Master Stateroom

The full beam master features his and hers heads and a king-size bed. The large hanging lockers and storage drawers provide storage to allow living on board comfortably for extended periods of time. This stateroom is very quiet when the vessel is underway or at the dock. The port lights are very large allowing lots of natural light in the space. The full beam head provides his and hers toilets and sinks with lots of storage space and these are separated by a large shower in the middle that can be accessed by either head area. This cabin has been finished with high gloss burl in the tops of the cabinets and on the headboard. This is a beautiful stateroom with the storage space for long-term cruising.

VIP Stateroom - Amidship

The VIP amidships is really a second master stateroom. This stateroom is accessed via its own stairs across from the bar. The stateroom is the full beam of the vessel and has a shower and sink on one side and a toilet and sink on the other. This stateroom is just aft of the master near the center of the yacht. Aft of this stateroom is the 5,000 gal composite fuel tank that provides very good insulation from the twin 1800 HP Caterpillar engines. The 6 oversized port lights let in lots of natural light. There are lots of storage cabinets and 2 hanging lockers.

Command Bridge

The helm is a simple clean layout with everything you need at your fingertips. The Furuno Navnet system is a networked “black box” system that allows you to configure the screens with charts, depth, radar, and weather data as you see fit. There is also a separate Garmin system that provides a full backup system should the Furuno system fail. There is a single and a twin helm chairs allowing 3 adults to sit at the helm. The helm chairs are mounted on custom built teak cabinets that provide storage and house a drink refrigerator. Behind the helm is a large L-settee that provides comfortable seating for 6 adults at a large teak table. The table is on an adjustable height pedestal that

lowers to the seat height and with a filler cushion this can become another large sleeping area. On the port side of the Command Bridge there is a full-size head with a separate shower stall. Standing watch for long periods is easy when you have a full head and refrigerator steps from the helm. The Day Head just behind the helm means those standing watch underway do not have to go downstairs to use the head. This Day Head was also outfitted with a separate shower so you do not have to go downstairs to take a shower after using the Gym.

Gym

One of the challenges the owners who had this yacht built wanted to overcome was the desire to have a place to get regular exercise while cruising. The Command Bridge was extended to house exercise equipment. The multi-function machines are in their own space with a great view. The full head and shower are only a few steps away as is the drink fridge under the helm seat. If you do not want the gym this area could easily be converted to a captain's quarters or office.

Aft Deck

The centerline transom steps provide space for a large L-seat in each corner with large high gloss teak tables. The seating is very comfortable and is all removable for storage when not in use. The boat deck overhead has been extended to provide shade in the seating area. The aft deck is a large open space and is a great place to entertain at the dock or slow cruising.

Command Bridge Aft Deck

As you come out of the Command Bridge and Gym doors you enter another great entertaining area. There is a nice seating area and lounge pad under the protection of the extended hardtop. Just aft you will find a nice bar complete with drink fridge, sink, and ice maker. The boat deck has been set up with removable boat chocks that can be configured to carry a nice RIB dingy or two jet skis or removed entirely to provide more entertaining space.

Crew

The crew cabin is set up to be a full time accommodation for the staff. With a full galley, separate sleeping areas, and a place to sit and read or watch TV living on board full time is very comfortable. The captain's berth is a double with ample storage for personal belongings. The single is outboard on the opposite side providing the flexibility for a husband and wife team or a separate captain and mate. The crew area is accessed

from a cockpit door that does not require entering the main living area of the Yacht and also has a large transom entrance under the lifting stairway. The crew has a refrigerator, microwave, and sink. The seating area and table provide real living space when off duty.

Bow

The bow features port and starboard bow seats, this is a great place to sit while slow cruising and is the perfect spot to have a cocktail when anchored out at sunset. Storage boxes conceal fenders, lines, and power cords keeping the yacht neat and tidy.

Engine Room

The C-32 1800 HP CAT engines are easily accessible. The Main engines have extended warranties thru on 9/26/18 or 2,500 hours whichever comes first. Once this warranty is up the engines are eligible for up to another 5 years. The engine room is air conditioned keeping things clean dry and corrosion free. The attention to detail is stunning with stainless fuel lines, carbon fiber engine beds, awl gripped bilges and bright LED lighting. The oil filled shaft system eliminates salt water from the dripping drip-less shaft seals. Cameras monitor this area so you can see what is going on in here from the helm. The twin 32kW Onan Generators are in sound boxes in the engine room that is soundproofed as well providing very quiet operation.

Electronics

The main displays are 3 19" Furuno monitors. The black box processor allows you to configure any of the available Furuno data on these screens. Radar, Charts, Sounder, and Cameras can be configured as you see fit. There is a 12kW Radar with a 6' array and a second 6kW radar as a backup. The helm also has a backup Garmin 7515 that has its own GPS source and map data, providing a separate chart plotter should anything happen to the Furuno system. The system has a Simrad Autopilot, XM Weather, AIS, FLIR Night Vision, and satellite compass. The yacht has KVH Tracvision HD7 TV, Wireless Cell service, Personal cell extender, WIFI extender, and a GOST security system.

Equipment of Note

- Naiad Multisea II Stabilizers
- Watermaker 1400 GPD Searecovery
- Oyster White Awlcraft 2000 painted Hull and Topsides
- Twin Outback Inverters wired in series, 7,000 Watts

- Twin 100 Amp shore power cords aft on Cabelmaster
- Twin 100 Amp inlets at the bow
- Chilled water system with 3 chillers that can be run in series
- Large Clutch driven crash pump in the Engine Room
- Bow Storage boxes for lines and fenders
- Extended Command bridge to house the gym
- Head Hunter Toilet system
- N rails on swim platform
- Full Size SubZero refrigerator
- Enclosed chest freezer on Command Bridge Deck
- Marquipt boarding ladder
- Heated towel bars in each head
- LED bulbs throughout the boat
- Oversize opening stainless port lights
- Forward boarding doors near bow to allow egress on tall docks

Exclusions

- Items located under the mid-birth VIP bunk
- Any and all tools and tool boxes
- All personal items

Exclusions

Owner's personal belongings.

Disclaimer


The Company offers the details of this vessel or yacht in good faith but cannot guarantee or warrant the accuracy of this information nor warrant the condition of the vessel. A buyer should instruct his representatives, agents, or his surveyors, to investigate such details as the buyer desires validated. This vessel or yacht is offered subject to prior sale, price change, or withdrawal without notice.

PHOTOS

Aft Deck




Aft Deck




Aft Deck



Aft Deck View to Command Bridge




Command Bridge Aft Deck




Command Bridge Aft Deck Seating



Command Bridge Aft Deck Seating



Command Bridge Aft Deck Seating



Gym




Gym




Day Head




Pilothouse




Pilothouse




Pilothouse



Pilothouse Controls



Pilothouse Seating



Pilothouse Seating



Dinette/Galley




Galley



Galley




Galley




Dinette



Salon Bar



Salon Bar



Salon Bar



Salon



Salon



Salon




Salon



Salon



Salon



Salon Desk



Companionway



Master Stateroom



Master Stateroom



Master Stateroom



Master Bathroom



Master Bathroom



Master Bathroom



VIP Stateroom



VIP Bathroom



Guest Stateroom



Guest Stateroom



Guest Bathroom



Crew Quarters




Crew Quarters



Crew Quarters



Crew Bathroom



Engine Room



Engine Room



Engine Room



Engine Room



Engine Room




Engine Room



Engine Room



Engine Room



Engine Room



Engine Room



Bow



Foredeck



Davit



GA Plans



CONTACTS

Andrey Shestakov, leading yacht broker of the sales department of Shestakov Yacht Sales Inc. Shestakov Yacht Sales Inc., the official representative of the Miami/Fort Lauderdale FL headquarters.

Contact details

Email: **andrey@shestakovyachtsales.com**

Web: shestakovyachtsales.com/en/

Telephones

USA: **+1(954)274-4435**

Office hours

Monday – Saturday: **9:00 - 21:00** EDT

Sunday: **closed**

Address



Harbour Towne Marina, 850 NE 3rd St, STE 213, Dania, FL 33004