

NT 26 2016 — NORDIC TUGS



Builder: NORDIC TUGS

Year Built: 2016

Model: Trawler

Price: PRICE ON APPLICATION

Location: United States

LOA: 26' 0" (7.92m)

Beam: 9' 6" (2.90m)

Min Draft: 3' 3" (0.99m)

Max Draft: 3' 3" (0.99m)

Cruise Speed: 8 Kts. (9 MPH)

Max Speed: 10 Kts. (12 MPH)

Our experienced yacht broker, Andrey Shestakov, will help you choose and buy a yacht that best suits your needs **NT 26 2016 — NORDIC TUGS** from **our catalogue**. Presently, at **Shestakov Yacht Sales Inc.**, we have a wide variety of yachts available on **our sale's list**. We also work in close contact with all the big **yacht manufacturers** from all over the world.

If you would like to buy a yacht **NT 26 2016 — NORDIC TUGS** or would like help answering any questions concerning purchasing, selling or chartering a yacht, please call **+1(954)274-4435**

TABLE OF CONTENTS

TABLE OF CONTENTS	2
SPECIFICATIONS	3
Overview	3
Basic Information	3
Dimensions	3
Speed, Capacities and Weight	3
Accommodations	4
Hull and Deck Information	4
Engine Information	4
DETAILED INFORMATION	5
Standard Equipment	5
Options Chosen	7
Exclusions	8
Disclaimer	8
PHOTOS	9
CONTACTS	11
Contact details	11
Telephones	11
Office hours	11
Address	11

SPECIFICATIONS

Overview

The pioneer of the pleasure-tug industry, Nordic Tugs has offered the discerning cruiser high-quality yachts for more than a quarter century. Handcrafted in the United States of America, Nordic Tugs undergo extensive quality assurance checks and every boat is taken through a full day sea trial to ensure a quality finish product is delivered to each customer. Every Nordic tug is backed by our exclusive gold standard warranty, which provides one year stem to stern coverage and warrants the hull for a full 10 years against both structural failure and osmotic blistering. Distinctive styling, quality construction and legendary sea keeping abilities have made Nordic Tugs a modern cruising classic. Few trawler style yachts available today can match up to the Nordic tug 26, with its remarkable seaworthiness, rugged construction and long list of thoughtful interior and exterior features developed with the cruising boater in mind.

Basic Information

Category: Trawler

Sub Category: Raised Pilothouse

Model Year: 2016

Year Built: 2016

Country: United States

Dimensions

LOA: 26' 0" (7.92m)

Beam: 9' 6" (2.90m)

Min Draft: 3' 3" (0.99m)

Max Draft: 3' 3" (0.99m)

Speed, Capacities and Weight

Cruise Speed: 8 Kts. (9 MPH)

Max Speed: 10 Kts. (12 MPH)

Displacement: 8500 Pounds

Water Capacity: 20 Gallons

Holding Tank: 20 Gallons

Fuel Capacity: 100 Gallons

Accommodations

Total Cabins: 1

Total Heads: 1

Hull and Deck Information

Hull Material: Fiberglass

Hull Finish: Plastic

Engine Information

Engines: 1

Manufacturer: Volvo

Model: D3

Engine Type: Inboard

Fuel Type: Diesel

DETAILED INFORMATION

Standard Equipment

HULL • Color - Oyster gel coat hull • Structural lamination w/multiple layers of hand laminated knitted fiberglass & resin • Stringers - Continuous full length foam cored hand laminated fiberglass structural stringers • Boarding platform with SS through bolted brackets and under mounted telescopic swim ladder • Hull Guard - UV-stabilized black PVC sheer-guard w/316 SS inset • Fasteners - All exterior fasteners 316 SS • Bottom Paint - ablative antifouling (2 coats/black) • Bilge Pumps - 2000 GPH, in two compartments w/auto/manual switches at helm • Bonding System - common bonding zincs on transom plus rudder and shoe zincs • Bow anchor guards DECK • Color - Oyster gel coat with brick red inset and waterline • Deck - Molded textured surface in walking & work areas • Deck - Raised side decks • Drains - cockpit • Anchor Roller Assembly • Windlass - 1000W LEWMAR Pro-Series H1000 • Bow Bitt - 316 SS Samson post • Storage - deck hatch to lazarette w/sealing gasket • Deck Box - hinged w/LPG 11# tank • Hand Rails - Deck, 1" bow, and sun deck • Hand Rails - 1" 316 SS full length hand rails over pilot house doors and each side of salon room • Windows - DIAMOND SEA GLAZE Oyster powder-coated with 2 opening windows with sceens in pilothouse • Doors - DIAMOND SEAL GLAZE Oyster powder-coated: two sliding pilot house entry and one aft hatch style entry door • Portlights - 8" round stainless steel w/screens (2) • Cleats - 8" cap rail mounted 316 SS mooring cleats (8) w/chocks (2) (2 additional transom cleats) • Deck Fittings - 316 SS 2" fuel fill, SS 1/ 1/2" waste suction fitting • Pennant Staff receiver - in bow rail • Lazarette Vents polished SS • Cockpit shower • At cockpit seating with vinyl cushions and table • Cockpit cover - fixed frame Tesco Brick Sunbrella PROPULSION / ENGINE ROOM • Engine - Single Volvo D3 150hp • Marine Reduction Gear - KANZAK KM4A @ 2.63:1 • Alternator - 110 amp (12V) • Fuel Filter - Twin RACOR with clear bowls for main engine w/ 10 micron element • Exhaust - 3" horizontal water lift muffler, transom exit • Propeller - HUNG SHEN 21"x 19"4-blade bronze LH, tuned to Class 1 ISO-484 pitch tolerances • Propeller Shaft - 1.50" SS w/PSS drip-less shaft seal • Seawater Strainers - bronze • Potable Water Pump - JABSCO SensorMax-17 constant pressure • Sound Insulation - 1" w/barrier and silver mylar finish • Lights - engine room (2) • U-Lube 12V 3-port oil change system HEATING & A/C • Heating System - Hydronic heat off engine w/three outlets • Air conditioning package - 16,000 BTU Marine Air GALLEY • Cook Top - 2-burner electric w/ microwave • Refrigerator, undercounter - NOVA KOOL R2600 DC (2.4cf / 68L) • Countertop - Laminate w/Sapele sea rail • Sink - stainless steel, mirror finish single bowl w/faucet • Cabinets • Storage • Drawers - ApplePly, full extension ball bearing tracks & sea locks w/sapele faces • Lights - Overhead, 12VDC 10w halogen (2) • Outlet - duplex, 110VAC GFCI protected (2) COMPANIONWAY • Storage locker SALON • Table - Norsap 1850 hi/lo Sapelle wood table and sea rail • Stereo Fusion RA205 two speaker locations from pilothouse • TV - flat screen Samsung 23" in

overhead compartment • Dinette, Convertible to full berth • Lights - Overhead, 12VDC Halogen 10w (2) • Opal Day / Wedgewood night shades • Valances - Sapele PILOT HOUSE • Helm seat - fixed w/ foot rest (helm side) • Overhead Instrument Console • Red/white pilothouse lights • Engine Control - mechanical • Engine Monitoring - Volvo electronic gauge panel: water temp, oil pressure, voltmeter & tachometer • Compass - RITCHIE D-55 binnacle • Windshield wipers - pantograph style, on/off (3) • Fan - 12VDC (black) • Outlet - 110VAC • Power Port - 12VDC • Shades - Wedgewood night shades FORWARD CABIN (FOC'SLE) • Offset full berth - upholstered foam mattress w/storage under • Chain locker forward with access hatch • Lights - Reading, 12VDC halogen (2) • Outlet - 110VAC duplex • Hatch - 16" w/screen HEAD COMPARTMENT • Toilet - electric flush, fresh water • Molded one-piece head unit w/FRP sink plus faucet/shower wand • Shower - curtain & track, textured shower sole • Mirror - On door • Fixtures - towel ring, tp holder & robe hook • Door - Sapele entry w/ latch • Lights - Overhead, LED • Outlet - 110VAC GFCI INTERIOR FINISH AND TRIM • Upholstery - choice of colors (see samples) • Amtico flooring throughout • Cabinet Tops - Sapele w/ searail trim • Sapele trim & doors • Overhead and bulkhead covering - vinyl w/foam backing • Walls - vinyl ELECTRONICS • Standard Horizon 40-watt loud hailer with fog horn • Garmin 7608 X5V, (1) 7608 display with chart plotter • Sirius GXM 52 antenna • Sonar with B60 transducer • VHF 200 • Omni Directional Marine HDTV antenna • Radar 18 HD LAZARETTE • Water Tanks (2) • Fuel Tank Steering gear • Gel coated and ventilated • Storage space STEERING SYSTEM • Steering System - manual hydraulic • Rudder and Shoe - passivated SS w/sacrificial zincs • Rudder port bearing and shaft lip seal • Tiller Arm - Bronze w/rudder stops • Helm Wheel - Stainless Steel • Valves and fitting for autopilot hydraulic pump connection • Bow Thruster - SIDE POWER SE40/125S 88lbs/40kg of thrust 12V DC ELECTRICAL SYSTEM • Battery, Start - 12V AGM • Batteries, House - AGM, 440 amp hours • Breaker panel 12vdc - 10-position w/LED lights • Battery selector - BLUE SEAS 110 VAC w/LED lights • Wire - marine grade tinned copper throughout 110 V AC ELECTRICAL SYSTEM • Generator - Mase 154.0, 3.5 kW • Inverter/Charger Mastervolt Mass Combi 12V/2500W/100A • Shore power connection -SMARTPLUS 30A, w/50' cord, stbd • Breaker panel - BLUE SEAS 110VAC w/LED lights • Switches and outlets household style SAFETY & MOORING PACKAGE • Fire Extinguishers, (1) 5 LB and (1) 2 LB • High bilge water alarm - sensor mounted in engine room w/audible alarm at helm • Exhaust overheat alarm - temperature sensor on main engine wet elbow w/audible alarm at helm • CO detectors in each cabin & central seating area • Smoke detector in each cabin & central seating area • Radar reflector - located in stack • Horn - Single Electric • Light - Anchor, 3NM LED, USCG approved • Lights - Navigation, LED, USCG approved • Mooring Lines - 1/2" x 25' (3) • Fenders - G-4 and lines (3) • NMMA Certification to ABYC Standards • Canadian Declaration of Conformity TANKAGE • Fuel - 100-gallon w/brass, "push to open" valve & sight gauge • Potable Water - 40-gallon in two tanks/crossover line • Gray Water Sump pump for shower 800GPH • Black Water - 20-gallon in keel, w/deck pump out location and overboard ditch pump • Tank Monitoring - Fuel, electric gauge at helm • Tank

Monitoring - Black water alarm light "full" at head control panel • Heater, Water - 6-gallon electric/engine heat DIMENSIONS • Length Overall - 28' 9" / 8.76m (w/swim platform & bow roller) • Beam - 9' 11" / 3.02m • Draft - 3' 3" / .99m • Displacement Weight - 8,500 lbs / 3,859kg • Headroom - Pilot House 6' 2" / 1.88m • Headroom - Salon 6' 4" / 1.93m • Headroom - Forward Cabin 6'0" / 1.83m

Options Chosen

Optional Equipment • Oyster Hull with brick red inset and waterline • Windows - pair of opening windows w/screens in lieu of fixed [fwd. of PH sliding doors • LED lighting replace halogen lights in living spaces with LED fixtures • Port Light, 8" stainless steel - w/screens and drains in lieu of black plastic [2 each] • Sundeck rails 1"x30" height w/mid-rail and ladder • Overboard discharge pump [black water] • Generator - MASE IS4.0 (3.2kW) • Inverter/Charger Upgrade - MASTERVOLT® Mass Combi 12V/2500W/100A [delete standard unit] • Air conditioning package - Single Sapele grill face 16,000 BTU self-contained unit located in the base of the port companionway locker. Air discharge into pilot house, fo'c'sle cabin and head Custom Options/Special Orders • Amtico flooring throughout • Aft Cockpit Seating. w/ Vinyl cushions (see notes) and cockpit table. • Opal Day/ Wedgewood Night Shades Salon, Wedgewood night shades in Pilothouse • Upgrade to AGM Batteries • Twin Racor w/ clear bowls & drains. • Valances - salon, Sapele • Garmin 7608 XSV, & (1) 7608 display w/ chart plotter, 18HD Radar, Sonar w/ B60 transducer, VHF 200 • Fixed frame cockpit cover w/ Tresco Brick Sunbrella 4699-0000 over Cockpit. • U-lube 12v 3 port oil change system. • Garmin GHP 20 Autopilot with smart pump. • Omni directional Marine HDTV Antenna • Red/ white pilothouse lights STANDARD • Bow Anchor guards. • Electric Fresh Water Toilet • Second AC outlet in galley cabinet that separates port seat/ galley • 12-volt outlet in same locker as 110v outlet that separates port seat/galley • Transom cleats are to be added to the corners. • 110v outlet in Starboard side forward cockpit compartment. Owners plan to install an aftermarket drop-in freezer in this compartment. • GXM 52 Sirius antenna. • 12-volt outlet in starboard side forward cockpit compartment. Owners plan to install an aftermarket drop-in freezer in this compartment. • Upgrade to spring mattress • Pilothouse fan (black) • Flat screen Samsung 23" TV in overhead Sapele cabinet w/TV antenna. • Fusion RA205 stereo mounted in the canoe w/ (2) cube speakers mounted in the aft corners of the salon/ galley. • NorSap 1850 Hi/ Lo Table post. w/ Sapele wood table & sea rail. • Standard Horizon 40-watt Loud hailer speaker w/ fog horn mounted to pilot house top. • 110v outlet in forward companionway cabinet to be useable to Fo'c'sle. Special Notes • Walls coverings to be "Almond" color. • Interior package Fabric is Ultra Leather: Adobe • 2 burner LPG cooktop standard • LED LIGHTING THROUGH-OUT, is standard and included in the discounts. • Bow Anchor guards are being offered free of charge in consideration of upgrading the TV system to a Sapele overhead cabinet. • Stainless Steel 8" Port lights are standard and included in the discounts. • Cockpit cushions: Vinyl Aries 16-01 Brilliant White, w/

RMQ-7854 ProTour Red piping. • Cockpit cover is Sunbrella Tresco Brick color







Exclusions

Owner's personal belongings.

Disclaimer

The Company offers the details of this vessel or yacht in good faith but cannot guarantee or warrant the accuracy of this information nor warrant the condition of the vessel. A buyer should instruct his representatives, agents, or his surveyors, to investigate such details as the buyer desires validated. This vessel or yacht is offered subject to prior sale, price change, or withdrawal without notice.

PHOTOS





CONTACTS

Andrey Shestakov, leading yacht broker of the sales department of Shestakov Yacht Sales Inc. Shestakov Yacht Sales Inc., the official representative of the Miami/Fort Lauderdale FL headquarters.

Contact details

Email: **andrey@shestakovyachtsales.com**

Web: shestakovyachtsales.com/en/

Telephones

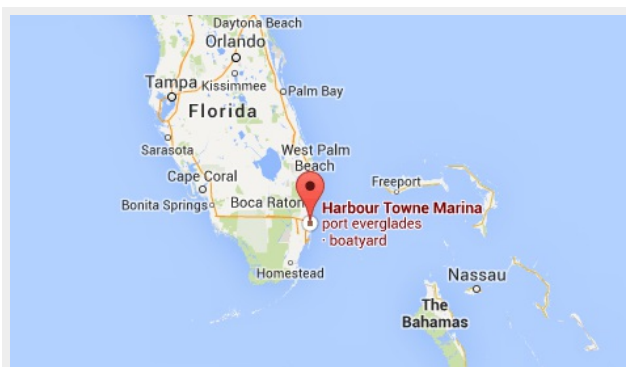
USA: **+1(954)274-4435**

Office hours

Monday – Saturday: **9:00 - 21:00** EDT

Sunday: **closed**

Address



Harbour Towne Marina, 850 NE 3rd St, STE 213, Dania, FL 33004