

DIANE — BURGER



Builder: BURGER

Year Built: 1958

Model: Motor Yacht

Price: PRICE ON APPLICATION

Location: United States

LOA: 75' 0" (22.86m)

Beam: 17' 8" (5.38m)

Max Draft: 5' 0" (1.52m)

Our experienced yacht broker, Andrey Shestakov, will help you choose and buy a yacht that best suits your needs **Diane — BURGER** from **our catalogue**. Presently, at **Shestakov Yacht Sales Inc.**, we have a wide variety of yachts available on **our sale's list**. We also work in close contact with all the big **yacht manufacturers** from all over the world.

If you would like to buy a yacht **Diane — BURGER** or would like help answering any questions concerning purchasing, selling or chartering a yacht, please call **+1(954)274-4435**

TABLE OF CONTENTS

TABLE OF CONTENTS	2
SPECIFICATIONS	7
Overview	7
Basic Information	7
Dimensions	8
Speed, Capacities and Weight	8
Accommodations	8
Hull and Deck Information	8
Engine Information	8
DETAILED INFORMATION	9
Vessel Walkthrough	9
Galley	9
Wheelhouse Feature	10
Entertainment Equipment	10
Hull Construction	10
Ground Tackle/Safety & Fire Protection	11
Deck Fittings	11
Bridge Deck	11
Engine Room	12
Tenders	13
Tankage	13
Mechanical Disclaimer	13
Exclusions	14
Disclaimer	14
PHOTOS	15
Profile	15
Aft Deck	15
Aft Deck with Bulkhead	15

Aft Deck View Port to Starboard	15
Main Salon Starboard to Port	15
Main Salon View to Wheelhouse	15
Main Salon to Wheelhouse Peeking into Galley	16
Main Salon to Aft Deck	16
Main Salon with TV Up	16
Main Stateroom to Starboard	16
Main Stateroom View from Port	16
Main Stateroom Starboard to Port	16
Main Stateroom Head from Doorway	17
Main Stateroom Head Detail	17
Twin Aft Guest Cabin to Port	17
Twin Aft Guest Cabin Dresser and Art	17
Twin Aft Guest Cabin	17
Twin Aft Guest Cabin	17
Twin Aft Guest Cabin Closet View	17
Twin Aft Guest Head	17
Starboard Bunk Crew Extra Guest Cabin	18
Crew Extra Guest View to Galley and Engine Room	18
Crew Extra Guest View to Engine Room	18
Crew Extra Guest Cabin Head Detail	18
Full Galley Entry View from Wheelhouse	18
Laundry Room	18
Full Galley View from Entry Way	19
Galley Detail	19
Galley to Settee with Port	19
Galley Entry View from Wheelhouse	19
Wet Bar Next to Settee View to Starboard	19
Galley to Settee View	19

Settee to Port in Galley	19
Galley into Settee Area	19
Galley to Port View	20
Galley View to Starboard	20
Helm Detail	20
Furuno	20
Helm with Compass Rose	20
Compass Rose	20
Helm Detail to Starboard	20
Wheelhouse View to Bow	20
Above Helm Detail	21
Electronics at Helm Detail	21
Port Side Workbench in Engine Room	21
Walkway Between Mains	21
Starboard Engine	21
Detail Engine Room	21
Detail Port Engine	21
Starboard Side Workbench	21
Engine Room Detail	22
Engine Room to Laundry Utility Room	22
Engine Room	22
Systems in Engine Room	22
Workbench in Engine Room	22
Workbench in Engine Room	22
Bow and Windlass	22
Windlass Detail	22
Archway Detail	23
Bow	23
Bow with Cushions	23

View from Bow	23
Bow with Hatch	23
Bow Cushions	23
View with Wheelhouse Windows	23
Starboard Side View	23
Starboard Side Detail	24
Starboard View to Aft Deck	24
Outside View of Wheelhouse	24
Top Deck View	24
Top Deck	24
Top Deck	24
Tender and Davit	24
Tender View Bow to Stern	24
Tender Uncovered	25
Tender Port Side View with Seats	25
Tender at Helm	25
Tender with Seats	25
Tender Port Side	25
Tender with Motor and Tie Downs	25
Top Deck Tender with Cover	25
Port Side View	25
Bow View	26
Starboard Side View	26
Bow Starboard View	26
Stern View	26
CONTACTS	27
Contact details	27
Telephones	27
Office hours	27

Address

27

SPECIFICATIONS

Overview

COME SEE THIS EXQUISITE BURGER IN BRISTOL CONDITION AND MAKE HER YOURS!

Completely Restored. A Must See Interior! Priced to Sell Quickly!

Yacht is back in the water from fresh bottom job, zincs, and prop reconditioning!

Major Price Drop on the nicest Classic BURGER currently on the market, if not, in existence.

Owned and refit by a machinist and engineer. All done to above class!

Seller is Motivated and has his eye on a New Boat!

Bring all Reasonable Offers!!

This motor yacht blends the best of the old and the best of the new, providing enjoyable cruising with proven Burger pedigree and modern amenities. DIANE is the best Burger on the market!

This vessel will impress even the most “old school” and traditional yachtsman as she has been refit, repainted and rebuilt to like new condition from the keel up.

Nothing has been overlooked. The engine room and bilges are spotless and kept to Palm Beach Standards.

Vessel is maintained by one of South Florida’s top classic boat restoration specialists. She shows like new from the engine room to the top of the Pilothouse.

Basic Information

Category: Motor Yacht

Sub Category: Classic

Model Year: 1958

Year Built: 1958

Country: United States

Dimensions

LOA: 75' 0" (22.86m)

Beam: 17' 8" (5.38m)

Max Draft: 5' 0" (1.52m)

MFG Length: 75' 6" (23.01m)

Speed, Capacities and Weight

Displacement: 154000 Pounds

Water Capacity: 550 Gallons

Fuel Capacity: 2200 Gallons

Accommodations

Total Cabins: 3

Total Heads: 3

Hull and Deck Information

Hull Material: Steel

Engine Information

Engines: 2

Manufacturer: Detroit Diesel

Model: 6-110

Engine Type: Inboard

Fuel Type: Diesel

DETAILED INFORMATION

Vessel Walkthrough

“DIANE” carries a three-stateroom layout sleeping six with a full-beam master stateroom with a full en-suite head along with a large guest stateroom with private full head located off the aft companionway. Additional accommodations are forward and can be used as crew or guest. The AFT DECK, entered through either port or starboard teak wing doors with a full Eisinglass enclosure, features classic wicker furniture facing a forward bulkhead with storage cabinets, granite countertops, U-Line icemaker and stainless-steel sink. To the left is a U-Line refrigerator with a propane fired BBQ grill. The comfortable and full beam SALON provides modern comforts such as a large Mitsubishi flat screen TV on a mechanical lift, Sony DVD player as well as an audio system and KVH Tracvision. To port from the main salon, take the steps down to the MASTER STATEROOM with queen bed, plentiful and discreet storage and an en-suite full head with marble floors and granite countertops. The GUEST STATEROOM features oversized twin beds and a large hanging closet with a generous dresser/wardrobe for storage. The elegant and spacious guest head also boasts a full enclosed shower, granite counter tops and marble floors. GUEST STATEROOM 2 is forward of the galley and can also be used as crew quarters with twin berths and a full head and shower forward. FORWARD GUEST/CREW CABIN and LAUNDRY UTILITY ROOM. The forward cabin outfitted with twin bunks and a full head, is ideal for extra guests or crew. Towards mid-ship is the laundry room, also used as a utility room featuring a full-size Maytag washing machine and full-size dryer. Next to this is a Frigidaire top loading freezer. Forward and below is the GALLEY which has been outfitted with all the modern amenities while keeping the classic lines. Cork sole and teak dining table comfortably seats six with built in L-Shaped seating for three and dining chairs for an additional three. Opposite the dining area to starboard is a wet bar area with excellent storage and granite countertops. The galley counter divides the dining area from the galley while keeping them open to one other.

Galley

- Two Sub-Zero 700BR Refrigerator Drawers
 - U-Line Under Counter Refrigerator
 - U-Line Icemaker
 - GE Trash Compactor
 - Sharp Convection Microwave Oven
 - Bosch 5-Burner Glass Cooktop
 - Dual Basin Stainless Steel Sink
 - Garbage Disposal
 - Venetian Wooden Blinds
- The forward bulkhead in the galley features two large

stainless portholes allowing for a tremendous amount of light throughout.

Wheelhouse Feature

The wheelhouse is outfitted with updated and complete electronics package installed in a sanitary and classic fashion. There is great visibility all around.

Electronics and Navigation:

- Furuno RD-30 Depth Indicator
- Furuno NavNet C-Map NT
- Raytheon 220 VHF/Hailer
- ICOM M602 VHF
- Panish Engine Controls
- Simrad AP 25 Autopilot
- Simrad IS-12 Wind
- Furuno Radar
- Ritchie Binnacle Compass
- ACR Remote Control Searchlight
- Full Engine Instrumentation with Alarms
- Rudder Angle Indicator
- Triple Trumpet Kahlenberg Air Horns
- Closed Circuit TV with Two Cameras in Engine Room and Monitor Pilothouse

Entertainment Equipment

Mitsubishi Flat Screen TV on Lift in Main Salon
Flat Screen TV in Master Stateroom
Sony SLV-D55OP DVD in Salon
Stereo Receiver
KVH Tracvision

Hull Construction

The Hull is Constructed of Steel, while the Superstructure is Principally Made of Wood with Fiberglass Outer Skin. The Main Decks are Steel Plating with Urethane Enamel Non-Skid Finish.

- Hull Type: Semi-Displacement
- Construction: Welded Steel
- Bottom Plating: 1/4"
- Topsides 1/4"
- Frames: Steel
- Bulkheads: 5
- Decks: Steel Plating, Non-Skid Finish on Walking Surfaces, Teak Overlay on Aft

Deck

Ground Tackle/Safety & Fire Protection

- Ideal Horizontal Anchor Windlass with Wildcat and Gypsy Head
- Stainless Steel Anchor Roller
- Chain Rode in Forepeak Locker, Watertight Deck Access
- Oil Discharge Plaque in Engine Room
- Type II PFD's Stowed in Staterooms
- Fixed Co2 System in Engine Room
- Portable Fire Extinguishers Throughout the Vessel
- Marine Emergency Signals
- Triple Trumpet Air Horns
- Remote Searchlight
- High Bilge Water Alarms

Deck Fittings

- Port and Starboard Spring Cleats and Stern Cleats
- Ensign Staff and Holder
- Steel Bow Rail Stanchions with Varnished Cap Rail
- Port and Starboard Navigation Lights
- Triple Air Horns
- Remote Control Searchlight
- Foredeck Bench Seat with Cushions and Storage
- Dunnage Boxes on Foredeck
- Windshield Wiper System with Fresh Water Wash
- Tide-Ride Ladder with Port and Starboard Hull Brackets, Deck Stow Brackets
- Waste Deck Plate
- Wing Doors from Aft Deck to Port and Starboard Side Decks
- Eisenglass Enclosure Around Aft Deck with Weatherboards
- Wet Bar with Icemaker and U-Line Refrigerator on Aft Deck

Bridge Deck

- False Stack on Bridge Deck with Engine Room Air Intake and Blower
- Signal Mast with Masthead and Anchor Lights
- KVH Tracvision Antenna
- UMT Davit with Handheld Control
- Communication Antennas and Radar Scanner
- Ladder to Port Side Deck from Wheelhouse Canopy

Engine Room

Engine room has two 21KW generators with 152 hours with modern updates such as cable master, bow thruster, modern battery chargers and A/C units.

Two Detroit Diesel original engines with less than 50 hours on the clock, refurbished by the owner. The engine room shows as new except for modern upgraded equipment to improve reliability and to ensure low maintenance. Everything on this vessel has been replaced or rebuilt.

Engine Room:

- Further Aft Through a Water Tight Bulkhead You Will Enter the Engine Room
- Two 21 Kw Phasor Generators (Starboard 92.5 Hours) (Port 152 Hours)
- Converters: C-Charger 12v/30a, Sentry 12v/60a, Sentry 24v/30a
- Batteries: (6) #8g8d Lifeline in Boxes with Covers
- Shorepower: (1) 100a/250v Port and Starboard
- Cablemaster with 75' of Cord
- Hydraulic Bow Thruster

Main Engines: (2) Detroit Diesels Mode: 6-110 Rating: 289hp

- Racor Filters
- Sentry Battery Chargers (1 24-Volt, 1 12-Volt)
- (5) Flagship Marine A/C Units
- Dewalt Air Compressor
- Polished Stainless Steel Diamond Plate Flooring
- (2) Whirlpool 28 Gallon Water Heaters
- Oberdorfer Fuel Transfer/Cleaning Pump
- Central Bilge System with 240v Pump and 5-Valve Suction Manifold
- Hydraulic Tank for Bow Thruster
- Site Gauges and Tank Tender
- Closed Circuit Cameras to Monitor in Pilothouse

Pumps:

- Central Bilge System with 240v Pump and 5-Valve Section Manifold in Engine Room
- (4) Rule 3700 Gph Automatic Bilge Pumps
- High Bilge Alarms, Audio Visual in Wheelhouse
- (2) Shower Sump Pumps
- (3) Seal and Vacuum Flush Marine Toilet System
- Oberdorfer Fuel Transfer/Cleaning Pump
- Autopilot Pump
- 240v Freshwater Pressure Pump
- (2) 240v Air Conditioning Seawater Pump
- 24v Lube Oil Transfer Pump in Engine Room with Manifold

- (3) Sealand Blackwater Discharge Pumps
- Fuel Transfer Pump with Access in Closet
- Autopilot Hydraulic Steering Pump and Reservoir in Lazarette

Tenders

- Novarania Rigid Bottom Inflatable with Yamaha 50 Hp 4-Stroke Outboard Motor
- Portable Fire Extinguisher
- Navigation Lights
- Lifting Harness
- Cover
- Welded Form Fit Chocks with 3-Point Lash-Downs

Tankage

Fuel Tanks:

- (2) Fuel Tanks, 2,200 Gallons Total Capacity
- Location: Under Aft Accommodation Spaces
- Suction and Return Manifolds Aft in Engine Room
- Fuel Lines: Rated with Hose Fittings
- Transfers: 12v with Sea Pro 300 Filtration

Water Tanks:

- Lazarette, 550-Gallon Capacity
- (1) 300-Gallon Polyurethane Tank Under Master Berth
- (1) 150-Gallon Polyurethane Tank Under Starboard Berth in Forward Cabin
- Tank Gauges in Engine Room
- 240 Volt Pressure Pump with Accumulator Tank

Holding Tanks:

- Polyurethane Tank Located in Forward Bilge
- Polyurethane Tanks Under Aft Berths
- Oil: Hydraulic Oil Tank in Engine Room, for Bow Thruster

Mechanical Disclaimer

Engine hours are as of the date of the original listing and are a representation of what the listing broker is told by the owner and/or actual reading of the engine hour meters. The broker cannot guarantee the true hours. It is the responsibility of the purchaser and/or his agent to verify engine hours, warranties implied or otherwise and major

overhauls as well as all other representations noted on the listing brochure.

Exclusions


Owner's personal belongings.

Disclaimer


The Company offers the details of this vessel or yacht in good faith but cannot guarantee or warrant the accuracy of this information nor warrant the condition of the vessel. A buyer should instruct his representatives, agents, or his surveyors, to investigate such details as the buyer desires validated. This vessel or yacht is offered subject to prior sale, price change, or withdrawal without notice.

PHOTOS


Profile




Aft Deck




Aft Deck with Bulkhead




Aft Deck View Port to Starboard




Main Salon Starboard to Port




Main Salon View to Wheelhouse




**Main Salon to Wheelhouse Peeking
into Galley**




Main Salon to Aft Deck




Main Salon with TV Up




Main Stateroom to Starboard



Main Stateroom View from Port



Main Stateroom Starboard to Port



Main Stateroom Head from Doorway



Main Stateroom Head Detail



Twin Aft Guest Cabin to Port



Twin Aft Guest Cabin Dresser and Art



Twin Aft Guest Cabin



Twin Aft Guest Cabin




Twin Aft Guest Cabin Closet View




Twin Aft Guest Head




Starboard Bunk Crew Extra Guest Cabin



Crew Extra Guest View to Galley and Engine Room




Crew Extra Guest View to Engine Room



Crew Extra Guest Cabin Head Detail




Laundry Room



Full Galley Entry View from Wheelhouse




Full Galley View from Entry Way



Galley Detail




Galley to Settee with Port




Galley Entry View from Wheelhouse




Wet Bar Next to Settee View to Starboard




Galley to Settee View



Settee to Port in Galley



Galley into Settee Area



Galley to Port View



Galley View to Starboard



Helm Detail



Furuno



Helm with Compass Rose



Compass Rose



Helm Detail to Starboard



Wheelhouse View to Bow




Above Helm Detail




Electronics at Helm Detail




Port Side Workbench in Engine Room




Walkway Between Mains



Starboard Engine



Detail Engine Room



Detail Port Engine



Starboard Side Workbench



Engine Room Detail



Engine Room to Laundry Utility Room



Engine Room



Systems in Engine Room



Workbench in Engine Room



Workbench in Engine Room



Bow and Windlass



Windlass Detail



Archway Detail



Bow



Bow with Cushions



View from Bow



Bow with Hatch



Bow Cushions



View with Wheelhouse Windows



Starboard Side View



Starboard Side Detail



Starboard View to Aft Deck



Outside View of Wheelhouse



Top Deck View



Top Deck



Top Deck



Tender and Davit



Tender View Bow to Stern



Tender Uncovered



Tender Port Side View with Seats




Tender at Helm



Tender with Seats



Tender Port Side




Tender with Motor and Tie Downs




Top Deck Tender with Cover



Port Side View




Bow View



Starboard Side View



Bow Starboard View



Stern View



CONTACTS

Andrey Shestakov, leading yacht broker of the sales department of Shestakov Yacht Sales Inc. Shestakov Yacht Sales Inc., the official representative of the Miami/Fort Lauderdale FL headquarters.

Contact details

Email: **andrey@shestakovyachtsales.com**

Web: shestakovyachtsales.com/en/

Telephones

USA: **+1(954)274-4435**

Office hours

Monday – Saturday: **9:00 - 21:00** EDT

Sunday: **closed**

Address



Harbour Towne Marina, 850 NE 3rd St, STE 213, Dania, FL 33004