

FAMILY TIME — MARQUIS



Builder: MARQUIS

LOA: 65' 0" (19.81m)

Year Built: 2005

Beam: 17' 11" (5.46m)

Model: Motor Yacht

Max Draft: 5' 6" (1.68m)

Price: PRICE ON APPLICATION

Location: United States

Our experienced yacht broker, Andrey Shestakov, will help you choose and buy a yacht that best suits your needs **Family Time — MARQUIS** from **our catalogue**. Presently, at **Shestakov Yacht Sales Inc.**, we have a wide variety of yachts available on **our sale's list**. We also work in close contact with all the big **yacht manufacturers** from all over the world.

If you would like to buy a yacht **Family Time — MARQUIS** or would like help answering any questions concerning purchasing, selling or chartering a yacht, please call **+1(954)274-4435**

TABLE OF CONTENTS

TABLE OF CONTENTS	2
SPECIFICATIONS	6
Basic Information	6
Dimensions	6
Speed, Capacities and Weight	6
Accommodations	6
Hull and Deck Information	6
Engine Information	6
DETAILED INFORMATION	7
Vessel Walkthrough	7
Main Salon	8
Galley	9
Dining Area	9
Master Stateroom	10
Master Head	10
VIP Stateroom	11
VIP Head	12
Guest Stateroom	12
Guest Head	13
Crew Cabin	13
Lower Foyer	13
Cockpit	13
Flybridge	14
Electronics	14
Electrical System	15
Exterior	16
Mechanical	17
Safety & Navigational Features	18

Recent Upgrades 10/2016-6/2017	18
Exclusions	19
Disclaimer	19
PHOTOS	20
Salon	20
Salon	20
Salon	20
Salon	20
Galley	20
Galley	20
Galley	20
Dining	20
Dining	21
Master Stateroom	21
Master Stateroom	21
Master Stateroom	21
Master Stateroom	21
Master Stateroom	21
Master Stateroom	21
Master Stateroom	21
Master Stateroom	21
Master Head	22
VIP Stateroom	22
VIP Stateroom	22
VIP Stateroom	22
VIP Stateroom	22
VIP Head	22
VIP Head	22
Guest Stateroom	22
Guest Stateroom	23

Guest Head	23
Guest Head	23
Crew Stateroom	23
Crew Stateroom/Engine Room Access	23
Crew Head	23
Lower Helm	23
Lower Helm	23
Lower Helm	24
Flybridge	24
Flybridge	24
Flybridge	24
Flybridge	24
Flybridge	24
Flybridge	24
Flybridge	24
Flybridge	25
Flybridge	25
Flybridge	25
Flybridge	25
Aft Deck	25
Aft Deck	25
Aft Deck	25
Aft Deck	25
Aft Deck	26
Stairs to Flybridge	26
Engine Room	26
Aft Deck	26
Engine Room	26
Engine Room	26

Engine Room	26
Bow	26
Bow	27
Family Time	27
CONTACTS	28
Contact details	28
Telephones	28
Office hours	28
Address	28

SPECIFICATIONS

Basic Information

Category: Motor Yacht

Model Year: 2006

Year Built: 2005

Country: United States

Dimensions

LOA: 65' 0" (19.81m)

Beam: 17' 11" (5.46m)

Max Draft: 5' 6" (1.68m)

MFG Length: 69' 11" (21.31m)

Speed, Capacities and Weight

Water Capacity: 200 Gallons

Fuel Capacity: 1400 Gallons

Accommodations

Total Cabins: 4

Hull and Deck Information

Hull Material: Fiberglass

Engine Information

Engines: 2

Manufacturer: MTU

Model: 10V2000CR

Engine Type: Inboard

Fuel Type: Diesel

DETAILED INFORMATION

Vessel Walkthrough

Starting aft of the hydraulic swim platform, you will find the entrance to the engine room and crew quarters via a watertight bulkhead door. The teak deck is fixed with stanchions capable of holding a tender up to 2500 pounds and 12ft long. The cockpit is accessible through molded steps mounted on either side of the transom. Stainless steel handrails and gate provide stability and safety. The cockpit is shaded by an overhanging section of the Fly Bridge extending even to the transom. Teak paneling covers the deck flowing forward along either side of the walking path accessing the bow. Cockpit speakers and beautiful variable tri-color dimmable LED lighting enhance the social setting. Located port side is a curved molded staircase with handrail allowing access to the Fly Bridge. The companionway leading forward to the bow on either side is roughly 3ft wide and 4 1/2ft tall with an oversized polished stainless steel handrail above the gunnel. Walking forward toward the bow is single level deck even with the cockpit until you reach even with the lower helm arrangement. A single step up allows access to the bow where a sun lounge and anchoring system is located. Moving back to the cockpit, access to the salon is through curved sliding glass doors with interior screens. Safety mechanisms are in place to ensure no crushed fingers. Entering the salon, you will find a couch and 2 ultra leather recliner chairs situated to the port side and entertainment (TV/Stereo system controls) and 2 additional chairs to the starboard. Ambient lighting fills the room via 360 degree window framing. Forward to the starboard side is a spiral staircase gaining access to the Fly Bridge and the dining room. Adjacent to on the port side is the professional grade galley and bar area. The salon up to the galley and dining area are single level flooring; access to the lounge area and helm are a single step up. The helm is situated centerline with U-Shaped lounge seating to the port. This area is elevated for increased vision for the captain and guests. This arrangement makes for a very social setting for everyone to enjoy the sights together.

Located on the starboard side is a carpeted staircase leading down to the Lower Foyer. Polished stainless steel handrails are installed for safety. The Lower Foyer acts as a transition point gaining access to the sleeping quarters of the vessel. The décor package in every stateroom is plush and comfortable at the same time. The full beam Master Stateroom is a slight turn to the left heading down a hallway and down three steps. Access to the guest stateroom is directly across from the Lower Foyer entrance. Connected to the Guest Stateroom and Foyer is a guest head and shower accessible via two separate doors for privacy. Looking forward toward the bow is the VIP stateroom with private head.

Heading back to the swim platform, we enter the separate crew quarters featuring a single berth and head/shower room. Another watertight bulkhead door provides access to the engine room and all mechanical systems

Main Salon

Beautifully curved glass sliding doors (mirrored outside) open up to main Salon area of FAMILY TIME. The forward helm and side window paneling provide an almost complete 360 degree view of the outside world through UV filtered poly-glass. Ambient lighting reflects off the tastefully decorated High Gloss Cherry Woods, Italian Marble, and NEW Quartz counters Upgrade 5/2017. Colored Ultra leather upholstery add to the "WOW" factor in the Salon. The featured colors the owners chose, blend and contrast beautifully to create a truly exquisite interior setting. The overhead LED and courtesy lighting is controlled in convenient locations via dimmable rocker switches. New Hunter Douglas shades (easily operated with a pull cord) under recessed head rails add to the decor and permit owner privacy when necessary. Stylized Cherry Wood Bussola characterize the overhead inlays. The Salon features a 42 Inch Flat Screen TV hydraulically mounted to stand tall or recess into the cabinetry. A Premium Surround Sound System with Five disc CD/DVD player and Satellite Radio hook up are controlled via a universal remote for your entertaining pleasure. The entire boat sound system can be centrally controlled in the Salon or at their individual locations. A custom cocktail table is the centerpiece of the Salon area surrounded by a three panel Ultra leather sofa with end tables and twin recliners that face the TV. You will notice Marquis has utilized all possible space to provide plenty of storage compartment including the sofa, stairwell, and under deck hatches. Located aft in the salon is discrete hinged paneling that opens up to the main AC & DC distribution panel. Located forward and to the starboard by the dining area is the etched glass spiral staircase with polished stainless steel framing that leads up to the Fly Bridge. Forward of the staircase is the Dining Area featuring an oversized High Gloss Cherry Wood finished table that extends and retracts to accommodate different size parties. Six dining chairs surround the table. Conveniently located are twin China cabinets with storage for flatware and stemware. Overhead new LED and courtesy lighting accent the space while still offering panoramic viewing of the outside world.

- Salon Door- sliding, stainless steel frame, convex, neutral density glass with mirrored exterior finish and interior sliding screen. Safety latch ensures no squished fingers.
- High Gloss Cherry Wood Interior woods and finish
- Designer Marquis Decor Upgrade
- Upgraded LED Overhead and Courtesy Lighting package
- 42 Inch HD TV
- Surround Sound System
- Custom Dual-height Salon cocktail table
- AC & DC Distribution panel
- Storage Cabinets
- 110 Electrical outlets throughout
- China Cabinets- 3 drawers inside each cabinet, built in flatware and stemware compartments

Galley

The galley features professional grade equipment surrounded by a peninsula styled counter top. The layout was designed to utilize the space in a clean and efficient manner for the chef. The appropriate storage cabinets are located by the irrespective appliances .i.e. stemware is situated next to and above the dishwasher and sink. Pots and pans storage under and next to the stove/oven. Everything (excluding additional personal items) is stored securely in their respective places in hinged, lockable storage compartments. While underway in heavy seas, there is no need to worry about finding a huge mess in the galley.

- New Whirlpool full size brushed stainless finish French door, refrigerator/freezer with ice cube and filtered water dispenser in door
- Euro Kera 3 burner ceramic stove top with stainless steel range hood by Princess
- Brushed stainless steel range hood with 2 lights, exhaust fan and outside vent
- Stemware and Flatware
- Galley Dishwasher
- Kitchen Aid convection/microwave oven
- Miele Dishwasher
- Rocker light switches
- LED Lights
- Electrical outlets
- GE Profile garbage compactor
- Storage cabinets and drawers
- Coretech hardwood flooring, 10/2016
- All new Quartz galley counters, 10/2016
- New double bowl stainless steel sink with new motion sensor faucet

Dining Area

The dining room is located adjacent to the kitchen featuring an extendable High Gloss Cherry Wood table. Side panel windows provide a view of the outside world enhancing the dining experience. Located aft of the table is the spiral staircase leading up to the Fly Bridge. Storage drawers located on the outside bulkhead under the windows can serve as an additional buffet station or space for decorative fixtures.

- Bridge stairway-circular, polished stainless steel post & step supports, etched glass steps
- New carpet
- (6) Dining chairs, new upholstery 10/2016
- (2) China cabinets with flatware - storage drawers inside cabinet, built-in flatware holders
- Lights

- Cherry wood dining table
- Window treatment - New Hunter Douglas shade with recessed head rail

Master Stateroom

The full beam Master Stateroom is a truly dramatic setting featuring a full size California size bed with three sided access. New white colored carpeting, High Gloss Cherry Woods, mirrored glass, and artfully crafted lighting fixtures combine to create an elegant and comfortable setting for the owners. Twin His & Hers vanities are located on either side of a spacious tub/shower with electronically activated glass frosting for privacy. A full size walk-in closet with separate washer and dryer are located in suite. Plenty of storage space is located conveniently under the bed and every dresser and vanity. The walls and hull encompassing the Master Stateroom are insulated in sound dampening material ensuring a peaceful nights rest.

- California King bed, pillow top inner-spring mattress
- (2) nightstands
- Carpet, New 10/2016
- Designer decor consisting of premium wall coverings & fabrics, new 10/2016
- Electrical outlets
- Window treatments - Hunter Douglas shades with recessed head rails, new 10/2016
- LED lights
- Stereo
- Ultra-leather sofa lounge
- 32" Samsung LED TV with Direct TV
- Custom cabinets, lockers, and drawers
- Separate washer/dryer in walk-in master closet
- Accent, recessed lights under berth & cabinets
- Windows

Master Head

- (2) Entrance doors -dual access (his and hers compartments) clear glass in gasketed polished aluminum frame
- Shower head
- Tub - full-sized fiberglass with fiberglass enclosure
- Custom cabinets, lockers and drawers
- Separate washer/dryer in walk-in master closet

His

- Electrical outlet

- Exhaust fan
- Hull port light is frosted privacy glass with screen
- Updated LED Lights
- Medicine cabinet
- Vanity - marble countertop & backsplash, stainless steel grab rail across front, under mounted solid surface molded sink
- Marble Flooring

Hers

- Electrical Outlets
- Exhaust fan
- Updated Overhead LED recessed lights
- Make-up vanity - marble countertop
- Medicine Cabinet
- Electric Toilet
- Vanity-marble countertop & backsplash, stainless steel grab rail across front, under mounted solid surface molded sink
- Marble Flooring

VIP Stateroom

The VIP Stateroom features a full size bed situated forward facing aft with private head. The bed is accessible on three sides providing easy access for a couples on and off the bed. Located on either side are portholes with New center pull pleated shades and recessed head rails. Wrapped around the outside are High Gloss Cherry Wood storage cabinets and a full size, cedar lined, hanging locker. Recessed overhead light fixtures highlight the interior along with courtesy lighting underneath the bed framing. All stateroom lights are New LED and controlled via rocker switches with dimmers. You will find plenty of extra storage space is located under the bed on a hinged board with automatic lights. Mirrored glass headboard and hanging locker open up the stateroom giving a much larger feeling for guests. Access to the private head is located port side with an inward (toward the stateroom) swinging door with safety latch.

- Island Queen sized berth, pillow-top inner spring mattress
- (2) Nightstands
- Carpet, new 10/2016
- Designer decor - consisting of premium wall coverings & fabrics, new 10/2016
- Electrical outlets
- Hull port lights
- LED Lights
- Storage cabinets
- Mirrored headboard - beveled edges
- Translucent, lockable overhead hatch

- Storage drawers
- Wardrobe lockers
- New center pull pleated blinds
- Samsung flat screen TV with Direct TV
- Clarion DVD/CD
- Private head with shower

VIP Head

- Electrical Outlet
- Exhaust fan
- Marble flooring
- LED lights
- Medicine cabinet
- Electric toilet
- Vanity - marble countertop & backsplash, stainless steel grab rail across front, under mounted solid surface molded sink
- Shower stall with integral bench seat and hull port light, frosted privacy glass and screen

Guest Stateroom

The guest Stateroom features two twin size beds and a private access to the guest head via a swinging door. Plenty of storage space is located in the berth including a full size hanging locker and under each bed. A port hole provides ambient lighting for guests covered in new pleated Shaded with a recessed head rail.

- (2) twin, inner-spring mattress berths, with upholstered headboards, side boards & bulkhead bolsters
- Berth nightstand
- Carpet, new 8/2017
- Electrical outlet
- Hanging locker - full height, cedar-lined, automatic light
- Hull port light with screen
- LED Lights
- Private guest head access
- Storage beneath berths
- Window treatment with recessed head rail
- Stereo
- Lamp
- Sole 15" LCD TV
- Clarion DVD/CD

- Factory installed optional overhead storage cabinet over inboard bed

Guest Head

- Electrical outlet
- Exhaust fan
- Marble flooring
- LED lights
- Medicine - mirrored door, 2 shelves with sea rail
- Electric toilet
- Vanity - marble countertop & backsplash, stainless steel grab rail across front, under mounted solid surface molded sink, cabinet beneath with sea rail
- Shower Stall with integral bench seat & hull port light with frosted privacy glass with screen

Crew Cabin

- Electric head with new shower and new sink
- Single berth
- Private entrance from transom through watertight door
- Hanging locker

Lower Foyer

The Lower Foyer features Alcove-high gloss jewel finish cherry wood and a sapele pommele shelf with stainless steel sea rails. The flooring is Italian marble with lighted, stylized black granite bussola inset with new carpet edging. Recessed new LED lighting with dimmable rocker switches and new wallpaper highlight this section of the vessel

Cockpit

- Lights - accent, courtesy, new tri color dimmable LED recessed with exterior mounted switch
- Lights, overhead. recessed LED with exterior mounted switch
- (2) Storage Lockers - in transom corners with fresh ad raw water faucets
- (2) Mooring cleats
- (2) Stereo speakers
- (2) Transom gates- stainless steel, Marquis monogrammed, with magnetic catches at the top of the cockpit stairways
- Deck hatch to access crew and machinery spaces

- Optional teak deck
- 12V Fusion stereo controls
- Swim platform, hydraulically actuated, pantographic, moves out & down with remote control
- Boarding ladder - telescoping, with grab rail, concealed beneath platform extension
- High gloss teak cockpit dining table
- Molded staircase to Flybridge deck
- Teak Deck
- Electronic engine & thruster controls in covered wing station to starboard
- Integral bench seating with 4 additional teak deck chairs
- Tracy gangway "tide ride" style boarding ladder

Flybridge

The Flybridge on FAMILY TIME offers the perfect setup for a social atmosphere for the captain and guests. There are two access points leading up the flybridge; a molded spiral staircase from the cockpit with new factory hatch option, and an elegant glass etched spiral staircase from the Salon. The fiberglass hardtop is rugged in frame while being aesthetically pleasing. EZ2CY side enclosures fully enclose the Flybridge and can be easily removed by flipping them in and up toward the ceiling if necessary on those beautiful fall days while cruising. While fully enclosed, the 18,000 BTU Air Conditioning/Heating System keeps the captain and guests comfortable when necessary. Top of the line electronics are located at the helm station (starboard side) controlling everything mechanical on the vessel. Located to starboard is U-shaped lounge seating with a fiberglass and teak covered dining table centered in the middle and able to accommodate 6 guests. Included in the luxurious entertainment package is a flat screen TV connected to Direct TV, refrigerator, icemaker, sink, (outside), and large wet bar. The wet bar has been updated to Quartz with LED lighting under. The aft section of the Flybridge offers room for water toys, bikes, etc. The area can also be used as a lounge if desired. All safety equipment including life raft and EPIRB are hard mounted on an electrostatic release system in case of an emergency.

Electronics

Upper Helm Electronics:

- Flybridge Fusion AM/FM/CD Stereo with Sirius Sat Radio
- Engine Monitor System
- ACR 100 Remote spot and flood light
- Garmin GMI multi gauge speed/trip/temp, 6/2017
- Garmin autopilot GCH20, 6/2017

- Garmin VHF, 6/2017
- Bow Sidepower & stern thruster controls
- Voyager CC camera system display monitor (4) cameras, engine room, aft deck, port and starboard sides, 6/2017
- Garmin 8617 touch screen plotter, radar, sounder, 6/2017
- Garmin 7612 XSV display full function, 6/2017
- Garmin Phantom radar, 72 mile, 40w solid state, 6/2017
- Rudder Angle Indicator
- Trim tabs indicator
- Single lever electronics engine controls with mechanical back-ups
- Power steering
- Intercom System
- XM satellite weather antenna

Pilothouse Electronics:

- Voyager CC Camera system & intercom
- Camera in engine room- Camera on back deck
- MTU single lever controls
- Sidepower bow and stern thruster controls at upper & lower helm
- Garmin 8212 display, full function radar/plotter/sounder, 6/2017
- Garmin VHF, 6/2017
- Garmin autopilot GCH20, 6/2017
- Ritchie compass
- MTU electronic engine readouts
- Trim Tab indicators
- ACR spotlight control
- 12V adaptor at helm
- Circuit breakers for helm controls
- Electrical outlets
- Overhead, recessed light with red illumination for night operations
- Curved, ultra leather upholstery lounge
- Wood rim & hub, adjustable steering wheel
- (3) Windshield defoggers
- (3) Windshield wipers - pulse, each with fresh water washer
- Fully articulated and adjustable captain's helm chair

Electrical System

- 4 Zone Interior Cruisair air conditioning and heat 80,000 BTU, serviced 5/2017
- New 40,000 BTU and New 30,000 BTU A/C for salon and all staterooms
- Side power Bow and Stern Thrusters
- Dual Forward Shore Power connections with Dock Side power cords

- Generator: Kohler 29 kw 60 Hz diesel generator with sound shield
- AC/DC distribution panels with circuit breakers & integral generator controls
- LED courtesy lights, 5/2017
- AC voltmeters and ammeter
- DC multi-meter
- Generator battery
- Battery chargers
- Dockside Inlet - CATV with 50' of white cord
- GFI protection on all electrical outlets
- Isolation transformers on the internal shore power lines
- LED overhead lights, updated 5/2017
- Dual Glendinning Cablemaster power cord storage and retrieval system
- (2) 50 amp shore power connectors
- (2) 50 amp Marinco 75' shore power cord
- Wiring system is tinned copper strand wire, harnessed, color-coded, labeled, meets or exceed ABYC standards
- WiFi booster antenna

Exterior

- Complete bottom job with prop speed, 10/2016
- Dual snubbing winches port and starboard in cockpit
- Marquis Option Package One: forward shore power connections, stainless steel anchor, auxiliary fuel tank and aft shore power on Glendinnings.
- Stainless Steel Vertical Bow Rails & Stanchions with optional mid rail
- Dual Sun Pads on foredeck with white covers
- Pantographic boarding platform hydraulically actuated for tender or wave runner that moves in and out and up and down plus includes remote control
- Concealed boarding ladder in swim platform
- Storage lockers flush in forward deck house
- Central grey water drain system
- Imported custom taps/spigots, combination polished chrome/nickel finish
- Grey water sump pump
- Pressurized fresh water system
- New fresh water, hot and cold hand shower in transom
- Fresh water tank level monitor
- Shore water connection with pressure-reduction valve
- Waste holding tank (3)
- Waste tank level monitors
- (2) Water heaters - 16 gallons each
- (2) Fresh Water wash-down, bow and stern
- Saltwater wash-down
- Engine room air vents concealed in superstructure

- (2) Hawse polished stainless steel pipes, port and starboard
- LED recessed accent courtesy lights, 5/2017
- (6) LED overhead recessed lights in cockpit, updated 5/2017
- (2) Fender & line lockers, polished SS hardware, in foredeck superstructure, gull wing doors
- supported by gas shocks, self-draining
- (2) Mooring Cleats
- Pilothouse door
- High impact, heavy duty rub rail molding
- (4) Spring cleats
- Maxwell 4000 Windlass in foredeck recessed locker with covered hatch, self draining
- Anchor with combination chain and rode
- Windshield weather covers

Mechanical

Access to the engine room is found through a watertight bulkhead via the swim platform as well as a safety hatch on the cockpit. Bilges are dry and free of debris and sludge buildup typically found below the engines. A spare set of props are located centerline and forward on a custom built system. All regular maintenance systems are easily accessible for convenience and safety. The entire engine room is lined and concealed in high density sound reduction insulation keeping the salon comfortably quiet while under way.

- Engines, generator and transmissions fully serviced, fluids and filters 5/2017
- Kohler Generator 29kw
- Fuel transfer pump
- Air conditioning - Cruisair 4=split system in cabins, with reverse cycle head
- Watermaker Inc 700GPD watermaker, serviced 6/2017
- Dripless shaft logs with spare seals on shaft
- Exhaust mufflers - engines and generator
- (3) fuel tanks
- Hull port lights
- Hydraulic steering
- Side Power bow & stern thrusters
- Power Steering
- Propellers - 5-blade, Nibral. Reconditioned S class 1/2017
- Additional set of spare propellers. Reconditioned S class 1/2017
- Propeller shafts - Aquamet, 3.5"
- Rudders & struts, primary & secondary
- Cutlass bearings - synthetic rubber composite, new 8/2016
- Seawater strainers

- Ship' systems control panels in engine room
- AC & DC Distribution panels
- Trim Tabs - stainless steel, hydraulic, 3 pistons each
- Bilges coated with white, medium-gloss gelcoat
- Polished diamond plate catwalk
- Cockpit hatch, access ladder - stainless steel nonskid steps
- Electrical outlet and fresh water faucet
- Entrance hatches (2) dual access (cockpit & storage lazarette / optional crew quarters)
- (5) lights - overhead, New LED (5/2017), controls in cockpit & storage lazarette/optional crew quarters
- Beam central vac system

Safety & Navigational Features

- Marine grade bronze seacocks for all underwater thru-hulls
- Novurania tender with 25hp Yamaha engine
- Hydrostatically deployed life raft
- Hydrostatic EPIRB (6/2017)
- Battery master disconnect switches
- Battery boxes & covers with restraint straps
- Bilge alarm - high water
- 3700GPH bilge pumps (5), plus (4) 3700GPH emergency bilge pumps
- Ritchie Navigator 4.5" flush mount illuminated dual-read compass
- Transom docking lights
- Temperature and oil pressure engine alarms
- Automatic fire suppression system
- Galvanic isolator/zinc saver
- Dual air trumpet horns
- Internal bonding system
- Molded non-skid surfaces on all walk decks in diamond pattern
- Navigation lights
- Spotlight
- 6 under water lights, 4 transom, 1 starboard and 1 port

Recent Upgrades 10/2016-6/2017

Family Time has had a tasteful refit on soft goods from upholstery to wall coverings and shades. ALL NEW bedding, flooring, counters, navigational equipment as well as annual service from bottom up.

Exclusions


Owner's personal belongings.

Disclaimer

The Company offers the details of this vessel or yacht in good faith but cannot guarantee or warrant the accuracy of this information nor warrant the condition of the vessel. A buyer should instruct his representatives, agents, or his surveyors, to investigate such details as the buyer desires validated. This vessel or yacht is offered subject to prior sale, price change, or withdrawal without notice.

PHOTOS


Salon



Salon




Salon



Salon




Galley



Galley




Galley



Dining



Dining




Master Stateroom




Master Stateroom




Master Stateroom




Master Stateroom




Master Stateroom




Master Stateroom




Master Stateroom




Master Head




VIP Stateroom




VIP Stateroom




VIP Stateroom




VIP Stateroom



VIP Head




VIP Head




Guest Stateroom



Guest Stateroom



Guest Head




Guest Head




Crew Stateroom




Crew Stateroom/Engine Room Access



Crew Head




Lower Helm



Lower Helm




Lower Helm



Flybridge




Flybridge



Flybridge




Flybridge



Flybridge



Flybridge



Flybridge




Flybridge




Flybridge




Flybridge




Flybridge




Aft Deck




Aft Deck




Aft Deck



Aft Deck




Aft Deck




Stairs to Flybridge




Engine Room




Aft Deck




Engine Room



Engine Room




Engine Room



Bow



Bow



Family Time



CONTACTS

Andrey Shestakov, leading yacht broker of the sales department of Shestakov Yacht Sales Inc. Shestakov Yacht Sales Inc., the official representative of the Miami/Fort Lauderdale FL headquarters.

Contact details

Email: **andrey@shestakovyachtsales.com**

Web: shestakovyachtsales.com/en/

Telephones

USA: **+1(954)274-4435**

Office hours

Monday – Saturday: **9:00 - 21:00** EDT

Sunday: **closed**

Address



Harbour Towne Marina, 850 NE 3rd St, STE 213, Dania, FL 33004