

ALEGRIA — FAIRLINE



Builder: FAIRLINE

LOA: 78' 0" (23.77m)

Year Built: 2013

Beam: 18' 8" (5.69m)

Model: Motor Yacht

Max Speed: 35 Kts. (40 MPH)

Price: PRICE ON APPLICATION

Location: Dominican Republic

Our experienced yacht broker, Andrey Shestakov, will help you choose and buy a yacht that best suits your needs **Alegria — FAIRLINE** from **our catalogue**. Presently, at **Shestakov Yacht Sales Inc.**, we have a wide variety of yachts available on **our sale's list**. We also work in close contact with all the big **yacht manufacturers** from all over the world.

If you would like to buy a yacht **Alegria — FAIRLINE** or would like help answering any questions concerning purchasing, selling or chartering a yacht, please call **+1(954)274-4435**

TABLE OF CONTENTS

TABLE OF CONTENTS	2
SPECIFICATIONS	3
Basic Information	3
Dimensions	3
Speed, Capacities and Weight	3
Accommodations	3
Hull and Deck Information	3
Engine Information	3
DETAILED INFORMATION	4
Vessel Information	4
Exclusions	9
Disclaimer	9
PHOTOS	11
CONTACTS	24
Contact details	24
Telephones	24
Office hours	24
Address	24

SPECIFICATIONS

Basic Information

Category: Motor Yacht

Sub Category: Cruiser

Model Year: 2013

Year Built: 2013

Country: Dominican Republic

Dimensions

LOA: 78' 0" (23.77m)

Beam: 18' 8" (5.69m)

Speed, Capacities and Weight

Max Speed: 35 Kts. (40 MPH)

Displacement: 46250 Pounds

Water Capacity: 301 Gallons

Fuel Capacity: 1557 Gallons

Accommodations

Total Cabins: 4

Hull and Deck Information

Hull Material: Fiberglass

Engine Information

Manufacturer: Caterpillar

Model: C32

DETAILED INFORMATION

Vessel Information

The well-proven Squadron 78 CUSTOM is equipped for relaxing and entertaining on a grand scale. The huge and commanding flybridge gives the first clue to this remarkable yacht's sociable intentions.

Large, spacious entertaining areas are in evidence throughout the Squadron 78, from the extensive saloon and upper deck areas, through to the private staterooms, where light and space are combined to stunning effect. All are created using only the very finest materials, including exotic woods, hand-selected granite work surfaces and state-of-the-art design features.

- SAT TV
- UNDERWATER LIGHTS
- ZERO SPEED FINS
- WATERMAKER
- TWO GENERATORS - 940 HOURS & 1,000 HOURS

Main Saloon

- Flatscreen TV with Harman Kardon® entertainment system & wireless connectivity
- Drinks cabinets complete with 8 Fairline engraved lead crystal tumblers, 8 wine glasses, 8 champagne glasses
- Halogen ceiling lights
- Handrail Luxurious seating arrangements

Master Stateroom

- Flatscreen TV with Harman Kardon® entertainment system & wireless connectivity
- Bedside stowage Drawers under bed
- Full-height standing headroom
- Full set of Heirlooms® fine bed linen including pillows & duvet
- Full width master stateroom with portrait feature windows - port & starboard
- LED ceiling lights Kingsize double bed with interior sprung mattress & ventilation slats
- Mirror Reading lights
- Recessed bookshelves
- Refrigerator/Minibar
- Sofa
- Twin bedside tables Vanity unit/bureau with chair
- 240V power, telephone & inverter points

Master En-suite

- 220V/240V shaving point
- Bidet Electric flush toilet
- Extractor fan
- Full set of bathroom fittings
- LED ceiling lights
- Large walk-in shower with solid teak gratings, body-jets, seat & hinged glass door mirror
- Twin portholes
- Vanity unit with twin washbasins

Forward Stateroom

- Flatscreen TV with Fusion RA205 & wireless connectivity
- Bedside stowage
- Built-in security safe
- Drawers under bed
- Full set of Heirlooms® fine bed linen including pillows & duvet
- LED ceiling lights Kingsize double bed with interior sprung mattress & ventilation slats Large hatches with flyscreen & concealed blinds to foredeck Mid-level port & starboard lockers
- Mirror Opening portholes
- Reading lights Vanity unit
- Wardrobes

Starboard Guest Cabin

- Flatscreen TV with Fusion RA205 & wireless connectivity
- Bedside stowage
- Drawers under bed
- Full length berths x 2 with high-comfort interior sprung mattresses
- Full set of Heirlooms® fine bed linen including pillows & duvet
- LED ceiling lights Lockers (mid-level)
- Mirror Opening porthole
- Optional en suite bathroom to the master stateroom incorporating large walk-in shower with solid teak gratings, body-jets & hinged glass door as well as a vanity unit with twin pedestal washbasins, bidet & freshwater vacuum flush toilet
- Reading lights
- Ventilation slats below mattress
- Wardrobe

Port Guest Cabin

- Flatscreen TV with Fusion RA205 & wireless connectivity
- Bedside stowage
- Drawers under bed Full length berths x 2 with high-comfort interior sprung

mattresses

- Full set of Heirlooms® fine bed linen including pillows & duvet
- LED ceiling lights Lockers (mid-level)
- Mirror
- Opening porthole
- Reading lights
- Ventilation slats below mattress
- Wardrobe

Forward and Guest En Suites

- 220V/240V shaving point
- Day access to guest en suite
- Electric flush toilet
- Extractor fan
- Full set of bathroom fittings
- Full standing height shower with solid teak gratings & hinged glass door
- Mirror
- Opening porthole
- Skylight Vanity unit with washbasin

Aft Crew Cabin

- Flatscreen TV with
- Fusion RA205 & wireless connectivity
- Choice of open or closed arrangements
- Clothes washer/dryer
- En suite shower/heads facility
- Extractor fan
- Fire extinguisher
- Full length berths x 2
- Full set of Heirlooms fine bed linen including pillows & duvet
- Hanging locker (half-height) Hanging rail
- Crew Day Area with Galley Facilities

Deck

- Anchor chain locker,
- Anchor winch (hydraulic),
- Anchor winch controls Blue LED side deck illumination
- Deck wash points fore & aft
- Deck wash outlets
- External covers to windscreen
- Fairleads aft Fender set Fender stowage
- Full set of navigation lights Hot & cold water transom shower
- Hydraulic transom gate from cockpit to integral bathing platform

- Recessed self-draining area on foredeck with coach roof sun cushions & adjustable backrests
- Riding light Rubbing strake Stainless steel bow, spring & stern cleats
- Stainless steel bow fairleads & mooring drums aft
- Stainless steel calibrated chain
- Stainless steel grab rails on each transom wing
- Stainless steel handrails
- Stainless steel hull protection plate under bow
- Stainless steel pantograph windscreen wipers
- Stainless steel pulpit
- Stainless steel removable swim ladder
- Stainless steel self-stowing through-hull Delta® anchor
- Teak laid bathing platform
- Teak laid side decks
- Twin horns
- Water fillers to port & starboard
- Windscreen washers

Flybridge & Second Helm Position

- 12V heavy duty weatherproof socket
- Adjustable/tilt steering wheel
- Bilge pump warning lights & audible alarms
- Bow & stern thruster controls
- Companion seating to helm Covers for helm, helm seats & back rests
- Dedicated dining seating with table
- Drinks holders
- Electronic single-lever throttle & gear controls for port & starboard engines
- Flagstaff Flybridge bar with refrigerator, icemaker, sink & electric griddle
- Flybridge crane
- Flybridge engine instrumentation
- Forward seating with hi-lo table for sunbed conversion
- Helm position indicator
- High speed magnetic compass
- Open scanner radar to mast
- Powered steering
- Radar mast with down-lighting
- Remote anchor winch controls
- Remote control searchlight
- Repeat autopilot controls
- Repeat engine bay fire extinguisher controls
- Searchlight controls Stainless steel handrails
- Teak laid flybridge flooring
- Teak laid oversize flybridge steps

- Trim tab controls
- Twin independent helm & co-pilot seats with adjustment
- Twin liferaft stowage,
- VHF radio telephone incorporating intercom to main helm

Electrical Systems

- All 12V equipment supplied from separate battery
- All 240V, 24V & 12V circuits where applicable are protected by circuit breakers with main electrical load control panel
- Emergency boat shutdown switch
- Heavy duty circuit breakers
- Remotely & manually operated isolating switches for all batteries 12 Volt
- 24V-12V 20amp converter
- 2 x heavy duty batteries exclusively for port engine starting
- 2 x heavy duty batteries exclusively for starboard engine starting
- 4 x heavy duty batteries for domestic services
- Battery isolating switches located in service corridor
- Emergency battery coupling system permits each engine to start from opposite battery bank 240 Volt
- 5000W inverter Battery charger 75amp
- Glendinning cable masters with twin 100amp shoreline sockets stowed in drums
- Isolation transformers 2 x 25kW each with soft start
- Onan® generator 2 x 22.5kW with through-hull exhausts
- Power points throughout the boat fed from shore power or generator
- Regulated charger 100amp with 2 x 3amp slave to port & starboard batteries
- Shore power supply
- Aft Cockpit/Transom
- 12V heavy duty weatherproof socket
- Access hatch to engine room
- Aft cockpit enclosure covers
- Blue LED lighting to cockpit
- Boat hook Dockside television & phone inlets
- Emergency boat shutdown switch
- Emergency fuel shut-off valves
- Fender stowage
- Handrail surround in solid teak
- Low-level lights & lights under flybridge overhang
- Manual bilge pumps
- Mooring warps
- Opening porthole in crew cabin door
- Service corridor with 'closed' crew cabin option, accessed via cockpit & transom door
- Stainless steel framed sliding door to main saloon

- Self-draining teak laid floor
- Telescopic hydraulic concealed passerelle with remote control
- Third helm station (remote) - bow & stern thrusters & engine controls
- Warp lockers

Hull form and Construction

- All gel coat & glass fiber hand laid with unidirectional, biaxial & woven roving's
- Antifouling protection to hull
- Black water holding tank with input from all heads
- Bow thruster (hydraulic) 25hp
- White Deep 'V' forward; 18° deadrise aft Design
- Hydraulic hi/lo bathing platform for tender launching & recovery
- Integrally molded engine bearers
- Isophthalic gel coat backed by isophthalic resin-rich powder-bound glass mat
- Stern thruster (hydraulic) 20hp Polyurethane foam cores throughout deck for strength & thermal insulation
- Propellers set in semi-tunnels allowing engines to be located further aft, reducing draught & improving efficiency with a reduced shaft angle
- Transverse & longitudinal strengthening stringers throughout hull Underwater lights
- Tender/PWC Stowage
- Heavy duty crane fitted to the aft flybridge for
- PWC launching & recovery - lift capacity 375kg
- Hi/lo platform grab rail
- SEA-DOO GTI 130 4-TEC PWC
- Williams 385 Jet RIB

Engines & Performance

Twin Caterpillar C32-1622 shaft drive, diesel: 35 knots maximum

Exclusions



Owner's personal belongings.

Disclaimer

The Company offers the details of this vessel or yacht in good faith but cannot guarantee or warrant the accuracy of this information nor warrant the condition of the vessel. A buyer should instruct his representatives, agents, or his surveyors, to investigate such details as the buyer desires validated. This vessel or yacht is offered

subject to prior sale, price change, or withdrawal without notice.

PHOTOS



































CONTACTS

Andrey Shestakov, leading yacht broker of the sales department of Shestakov Yacht Sales Inc. Shestakov Yacht Sales Inc., the official representative of the Miami/Fort Lauderdale FL headquarters.

Contact details

Email: **andrey@shestakovyachtsales.com**

Web: shestakovyachtsales.com/en/

Telephones

USA: **+1(954)274-4435**

Office hours

Monday – Saturday: **9:00 - 21:00** EDT

Sunday: **closed**

Address



Harbour Towne Marina, 850 NE 3rd St, STE 213, Dania, FL 33004