

CROWN JEWEL — LAZZARA



Builder: LAZZARA

Year Built: 1998

Model: Motor Yacht

Price: PRICE ON APPLICATION

Location: United States

LOA: 76' 11" (23.44m)

Beam: 19' 1" (5.82m)

Min Draft: 4' 6" (1.37m)

Max Draft: 4' 7" (1.40m)

Cruise Speed: 19 Kts. (22 MPH)

Max Speed: 22 Kts. (25 MPH)

Our experienced yacht broker, Andrey Shestakov, will help you choose and buy a yacht that best suits your needs **CROWN JEWEL — LAZZARA** from our catalogue. Presently, at **Shestakov Yacht Sales Inc.**, we have a wide variety of yachts available on our sale's list. We also work in close contact with all the big **yacht manufacturers** from all over the world.

If you would like to buy a yacht **CROWN JEWEL — LAZZARA** or would like help answering any questions concerning purchasing, selling or chartering a yacht, please call **+1(954)274-4435**

TABLE OF CONTENTS

TABLE OF CONTENTS	2
SPECIFICATIONS	6
Basic Information	6
Dimensions	6
Speed, Capacities and Weight	6
Accommodations	6
Hull and Deck Information	7
Engine Information	7
DETAILED INFORMATION	8
Introduction	8
Walkthrough	8
Salon	9
Galley/Country Kitchen/Day Head	10
Sky Lounge/Helm Area	10
Sky Lounge Area	11
Lower Accommodation Deck Foyer	11
Master Cabin	12
Master Head	12
Starboard Guest Cabin	13
Starboard Guest Head	13
Port Guest Cabin	13
Port Guest Head	13
Crew Area (Forward of the Galley)	14
Starboard Crew/Guest Cabin	14
Starboard Crew/Guest Head	14
Captains Cabin	14
Captains Head	15
Boat Deck Area	15

Foredeck	15
Side Decks	16
Aft Deck	16
Swim Platform	16
Engine Room	16
Electrical System	17
Exclusions	17
Remarks	18
Exclusions	18
Disclaimer	18
PHOTOS	19
Salon Looking Forward	19
Salon to Port	19
Salon to Starboard	19
Salon Looking Aft	19
Dining Area & Bar	19
Dining Table	19
Dining Looking Aft	19
Dining	19
Day Head	20
Galley to Port	20
Galley Looking Forward	20
Galley Looking Aft	20
Open Galley/Dining Area	20
Open Galley/Dining Area	20
Sky Lounge Helm	20
Helm	20
Sky Lounge Looking Aft	21
Sky Lounge Looking Forward	21

Sky Lounge TV	21
Accommodation Stairs	21
Master Looking Aft	21
Master	21
Master to Port	21
Master Aft to Port	21
Master Looking Forward	22
Master Head	22
Port Guest Looking Forward	22
Port Guest Looking Aft	22
Port Guest Head	22
Starboard Guest Looking Forward	22
Starboard Guest Looking Aft	22
Starboard Guest Head	22
Forward Laundry Area	23
Large Freezer	23
Captain's Cabin	23
Cabin's Head	23
Forward Bunk Cabin	23
Forward Bunk Cabin Head	23
Boat Deck Grill	23
Boat Deck Settee	23
Boat Deck Settee	24
Boat Deck Settee Looking Aft	24
Tender	24
One of Two Tender Cranes	24
Bow Seating	24
Bow	24
Full Beam Salon/Side Deck Catwalk	24

Aft Deck	24
Aft Deck	25
Aft Deck	25
Portside Aft Deck	25
Aft Deck Bar	25
Aft Deck	25
Swim Platform	25
Engine Room	25
Starboard Engine	25
Port Engine	26
Watermaker	26
At Rest Stabilizer Compressor	26
Alternate Profile	26
Port engine just rebuilt in FLL, ready to ship to boat	26
Alternate Profile	26
Starboard engine just rebuilt in FLL, ready to ship to boat	26
Layout	26
CONTACTS	27
Contact details	27
Telephones	27
Office hours	27
Address	27

SPECIFICATIONS

Basic Information

Category: Motor Yacht

Model Year: 1999

Year Built: 1998

Country: United States

Vessel Top: Enclosed

Dimensions

LOA: 76' 11" (23.44m)

Beam: 19' 1" (5.82m)

Min Draft: 4' 6" (1.37m)

Max Draft: 4' 7" (1.40m)

Speed, Capacities and Weight

Cruise Speed: 19 Kts. (22 MPH)

Max Speed: 22 Kts. (25 MPH)

Gross Tonnage: 50 Pounds

Water Capacity: 350 Gallons

Holding Tank: 100 Gallons

Fuel Capacity: 1750 Gallons

Accommodations

Total Cabins: 3

Total Berths: 6

Sleeps: 6

Total Heads: 6

Captain Cabin: True

Crew Cabin: 2

Crew Berths: 3

Hull and Deck Information

Hull Material: Fiberglass

Deck Material: Teak

Hull Configuration: Modified V-Hull

Hull Designer: Lazzara Yachts

Exterior Designer: Lazzara Yachts

Interior Designer: Lazzara Yachts

Engine Information

Engines: 2

Manufacturer: MTU

Model: 12V183TE

Engine Type: Inboard

Fuel Type: Diesel

DETAILED INFORMATION

Introduction

CROWN JEWEL stands out from her sisterships both interior wise and mechanically. She has benefitted from a 2016/2017 refit that included engines rebuilt off the boat, new generators, new A/V systems and many interior enhancements. This refit makes her a top contender not only with her sisterships but among 75' - 85' yachts in general.

Walkthrough

Boarding CROWN JEWEL from a floating dock would be via the swim platform and up four steps to the Aft Deck or from the port and starboard gates on the Aft Deck from the Marquipt Tide Ride ladder.

The Aft Deck is spacious with the table and seating split 70/30 with custom varnished teak tables.

Forward to port is a custom varnished teak bar with a wet icemaker and two refrigerator drawers. To starboard is a ladder to the Boat Deck and between is the entrance to the Salon.

The Salon has a large U shaped sofa to port with the entertainment center aft to starboard followed by a matching loveseat.

A starboard side bar offers storage below.

Forward is a round dining table with six chairs and a second large LCD TV on the forward bulkhead. To forward and starboard are stairs down to the main accommodations followed by a Day Head and steps up to the Sky Lounge. To port is a large Galley with full size appliances and ample storage as well as a small dinette in a country kitchen fashion.

Further forward is access to the Crew Cabin with a laundry and large freezer at the bottom of the stairs. To starboard is an over/under cabin with a private head and stall shower.

Forward is a double berth cabin also with its own dedicated head and stall shower.

The main accommodations are accessed from the forward part of the Salon. The Master is aft with a king size berth, walk in closet and a large head with a tub/shower.

Forward are two cabins each with identical queen size berths, hanging lockers and heads with stall showers.

The Sky Lounge has the helm forward, two helm chairs, a settee that converts to sleep two and a custom large screen TV area to starboard.

Aft is the Boat Deck with L shaped seating with table, an electric BBQ grill, twin hidden davits and a RIB tender.

Salon

Entered via a stainless steel sliding entry door to starboard is the open and spacious Salon.

Immediately upon entering to port is a large U shaped upholstered settee to seat up to six. Lying in front is a round ottoman with a tray to serve as a flat surface for drinks, etc. Next forward is a built in end table with two curved burlwood doors and a granite top that extends aft behind the settee.

To starboard starting aft is the Salon entertainment center consisting of an LG 40" LED TV and below behind cabinet doors a Denon in Command HD receiver with internet radio play, a Samsung Blue Ray player, an Apple air port, an iPod doc and a Direct TV receiver. Below behind two smaller burlwood doors is additional storage for A/V accessories.

Next forward is a built in three person loveseat with storage below. The upholstery matches that of the adjacent sofa. Lying in front is an upholstered ottoman that hinges to offer additional storage inside.

Next forward is a curved granite top bar with four cabinet doors below. All are dedicated bar storage with the larger concealing a twelve bottle wine cooler with a digital temp control. Two additional dining chairs are at this bar.

Next forward are the circular stairs to the Accommodations Deck below.

Opposite to port is a large burlwood round dining table with four chairs and plenty of room for the adjacent two additional chairs to starboard.

Forward is a granite topped four door cabinet perfect for storing dinnerware.

Above the open nick knock shelves been removed in favor of a 55' Samsung TV tied into the other Salon TV feed to allow simultaneous viewing from anywhere in the Salon.

Six large side windows with pleated shades offer a large amount of ambient lighting into the boat.

Above are ten LED lights, two dedicated art niche lights and a five bulb LED fixture over

the dining table.

Also in the Salon is a carpeted sole, soffit w/blue LED rope lights above the windows, digital AC controls and built in stereo speakers.

Galley/Country Kitchen/Day Head

Separated from the Salon aft, the Galley has a curtain to close as needed.

Immediately upon entering the Galley area is a Day Head to starboard. The Day Head has a china Microphor toilet, free standing vanity sink and two mirrors, the outboard one concealing a medicine cabinet.

Next forward are eight easy steps to the Sky Lounge. All the way forward is a raised upholstered L shaped settee to seat four. The granite table is on twin stainless steel pedestals.

Next inboard are the steps to the Crew Area forward and the electrical distribution panels.

The Galley proper is to port, is U shaped and contains the following equipment:

Lamite planked sole Granite countertops Large Sub Zero refrigerator Kitchen Aid 4 burner ceran top cook top Kitchen Aid built in wall area Kitchen Aid microwave/convection/broiler w/work light & exhaust fan Kitchen Aid stainless steel trash compactor Bosch stainless steel dishwasher (2) Basin stainless sink Removable spray faucet Separate filtered drinking water tap Full granite backsplash (4) Under counter LED lights Portside window w/pleated shades (22) Lacquered cabinet doors (7) Lacquered drawers (7) Overhead LED lights Central vac outlet Sliding doors to port & starboard Foredeck area (3) Panel windshield forward w/sliding pleated shades Digital AC controls (4) Pullout drawers behind cabinet under stairs Headroom 6' 5" Digital AC controls Blue LED rope accent lights

Sky Lounge/Helm Area

Up seven steps from the Country Kitchen is the fully enclosed Sky Lounge. The helm is front and center. The sole of the Helm Area is laminate flooring to match the Galley and Sky Lounge steps.

Helm Area Equipment includes:

Blue Ultra Leather helm trim Faux carbon fiber dash trim (2) Garmin 7215 15" MFD's for charts, depth, radar & CCTV Dedicated LED screen for Isis 7000 data (updated) Garmin GPS map 740 for GPs backup Wesmar electric thruster controls Metalstyle helm wheel & pump Simrad AP 70 autopilot (new 2016) Mathers electronic clutch/throttle controls - new 2016 Isis mouse touch pad Gyrogale electronic gyro G5 stabilizer control (updated 2016) Ritchie 4" magnetic compass (2) Blue leather crown helm chairs w/electrical adjustments SEA 235 SSB in cabinet Hidden start/stop switches Hidden emergency stop switches Hidden engine driven emergency bilge pump switch Hidden Fireboy system controls Hidden engine synchronizer control Hidden intake/exhaust turbine controls Hidden watermaker controls Hidden searchlight controls Hidden trim tab controls SEA Seahail hailer system - starboard cabinet Shipmate VHF handset - starboard cabinet Shipmate remote VHF speaker (6) DC electronics breaks to port (8) AC electronics breaks to port Wipers/Nav lights/bilge pump, etc. switches to port (2) Overhead night Nav lights (2) Overhead LED lights Low level accent lighting Seatel SAT TV dome on Coach Roof

Sky Lounge Area

The Sky Lounge Area has been substantially updated by removing the desk and hi/lo TV in favor of a 50" Samsung built in TV to starboard. Three leather upholstered chairs plus a four person upholstered sofa that electrically converts to a bed offer an abundance of seating. Large fixed windows all with pleated shades offer great ambient lighting. Above are six LED lights and four stereo speakers.

A dedicated Denon A/V receiver, Samsung Blue Ray player and HAD TV receiver makes this an ideal entertainment area to watch movies and TV.

The sole of this area is carpeted. Access to the Boat Deck is aft via a stainless steel sliding door.

Lower Accommodation Deck Foyer

Descending down eight curved open tread steps from the Salon forward starboard corner is the Lower Accommodation Foyer.

Forward is a large locker perfect for guests who show up with hard suitcases. Further forward are the matching VIP Staterooms suitable for two couples with no one having to choose the "better" cabin. Inboard are twin five shelf linen lockers.

Above are two LED lights.

Aft is the private full beam Master Suite.

Master Cabin

Amidship and entered from the forward end is the Master Cabin with a centerline king size berth. There are four drawers below and to port and starboard twin two drawer nightstands. Above are three LED lights in a soffit plus two swing arm reading lights on the upholstered headboard.

Outboard to starboard is a small one person seat with a two shelf fiddled bookshelf above.

Next forward is a two drawer dresser followed by two cabinet doors with three drawers and two shelves within.

Furthest forward is a large walk in hanging locker with two levels of hanging space and five open shelves.

Inboard is the cabin's entrance and the cabin's entertainment area with a 46" Samsung LED TV, a JVC A/V receiver, JVC DVD player and a JVC CD changer plus a Direct TV box. Below is a storage drawer. Next outboard is the entrance to the large en suite Head.

On the outboard port bulkhead starting forward is a cabinet with three drawers and two shelves behind a burlwood door matching that to starboard. Next aft is a small vanity with drawer and stool followed by a one person seat and a two shelf fiddled bookshelf.

Each side of the cabin has three opening stainless steel portholes with pleated shades.

Also in this cabin are eight overhead LED lights, a carpeted sole and a digital AC controls.

Master Head

Forward to port is the huge Master Head with a floating granite topped vanity with six drawers and four cabinets below. Above are under mount china sinks, gold tone faucets and four mirrored panels with the two center mirrored panels with medicine cabinet storage behind.

The tub shower has a clear glass hinged door with glass side lights and both a fixed and a handheld/wall mountable fixture plus a light and an exhaust fan.

The toilet is a Microphor china toilet. The sole is planked laminate. Overhead are seven LED lights.

Starboard Guest Cabin

Entered from the aft end a double berth is outboard. There are two storage drawers below the berth and twin reading lights in the upholstered headboard above as well as three LED soffit lights. Outboard of the berth is a mirrored shelf area, two stereo speakers and above, two opening stainless steel portholes with shades.

Furthest forward is a cedar lined auto lit hanging locker with a mirrored door exterior as a dressing mirror.

Inboard is the door to the en suite Head followed by a lower curved two door cabinet with a 26" Samsung LED TV and light above.

Also in the cabin are two additional overhead LED lights and nine digital AC controls.

Starboard Guest Head

Forward is an en suite Head with a floating granite topped vanity with an under mount china sink, a Microphor toilet, two storage cabinets and a stall shower with a semi clear glass door, a light, a handheld or wall mounted fixture and a shelf. There are three LED lights above and a planked laminate sole below.

Port Guest Cabin

Entered from the aft end a double berth is outboard. There are two storage drawers below the berth and twin reading lights in the upholstered headboard above as well as three LED soffit lights. Outboard of the berth is a mirrored shelf area, two stereo speakers and above, two opening stainless steel portholes with shades.

Furthest forward is a cedar lined auto lit hanging locker with a mirrored door exterior as a dressing mirror.

Inboard is the door to the en suite Head followed by a lower curved two door cabinet with a 26" Samsung LED TV and light above.

Also in the cabin are two additional overhead LED lights and nine digital AC controls.

Port Guest Head

Forward is an en suite Head with a floating granite topped vanity with an under mount china sink, a Microphor toilet, two storage cabinets and a stall shower with a semi clear glass door, a light, a handheld or wall mounted fixture and a shelf. There are three LED lights above and a planked laminate sole below.

Crew Area (Forward of the Galley)

The forward area of a 76" Lazzara offers a Laundry Area with a separate GE Spacemaker washer and dryer, a large Sub Zero freezer equal to the fridge in the Galley in lieu of the Captain's desk and two en suite cabins.

Many owners dedicate one cabin to crew and one cabin to guests. The common area at the base of the stairs has a laminate sole to match the Galley, two opening portholes at the Laundry Area, two storage cabinets and a pullout ironing board next to the freezer.

Starboard Crew/Guest Cabin

Twin over/under bunks on the outboard bulkhead with two stainless steel opening portholes above behind shades. Each berth has a reading light.

Inboard is a two door curved nightstand with a custom 26" LED TV above. Forward is a full size, auto lit cedar hanging locker with a mirror on the exterior of the door. Also in the cabin are two LED overhead lights and digital AC controls.

Starboard Crew/Guest Head

Just forward but within the cabin is a head with a granite topped vanity, a china under mount sink and a mirrored medicine cabinet above. The toilet is a china Microphor model.

The stall shower has a clear glass bi fold door, a seat, a light and a handheld or wall mounted fixture. Also in the head is an exhaust fan and two overhead LED light fixtures.

Captains Cabin

All the way forward is the Captain's Cabin with a double berth to starboard with two drawers and a cabinet door below. Above the berth are five storage cabinets and a

built in stereo wall speaker. At the foot of the berth is access to the chain locker.

To port starting aft is the entrance to the en suite Head, a small one person settee with a mirrored door hanging locker with cedar lining and auto light above.

Next forward are two cabinet doors. Above is a 26" Samsung LED TV and three cabinet doors. Also in the cabin are digital AC controls, two overhead LED lights and a round Bomar deck hatch for ventilation or emergency escape.

Aft in the cabin is the en suite Head.

Captains Head

Just forward but within the cabin is a head with a granite topped vanity, a china under mount sink and a mirrored medicine cabinet above. The toilet is a china Microphor model.

The stall shower has a clear glass bi fold door, a seat, a light and a handheld or wall mounted fixture. Also in the head is an exhaust fan and two overhead LED light fixtures.

Boat Deck Area

The Boat Deck Area is also an outside entertainment area with a Miele electric BBQ under a hinged top, an L shaped settee with storage below and a FPP table with umbrella.

Other features include:

Fiberglass nonskid decks (2) 1000 lb. Nautical Structures davits with hydraulic boom & power rotation (2) Quartz floodlights (2) LED overhead lights (2) Stereo speakers Freshwater wash down spigot Bomar deck hatch to Aft Deck Tender chocks (3) Stainless steel hoop rails aft 2010 10' Walker Bay RIB w/wheel steering & 20 HP four stroke Honda & black Sunbrella cover Pull down ladder to access Coach Roof Low level accent lights Stern ensign Port & starboard Fore & Aft Deck drains

Foredeck

Fiberglass nonskid deck Raised bulwarks 21" w/stainless steel safety rail (16) Courtesy deck lighting in bulwarks 42" Custom designed modern burgee flag staff Port & starboard 17" mooring cleats w/recessed chocks Freshwater dock side inlet Windlass Maxwell 3500 w/chain wildcat 24V & up/down foot switches (new windlass motor 2017) 200' x 3/8" chain w/plow anchor Stainless steel anchor chute w/roller Freshwater

wash down (4) Port & starboard wing storage lockers Recessed sunpad w/cushions, cover & storage below Ventilation/escape hatch 24" Bomar w/skylight Port & starboard midship boarding gates w/boarding lights Portside freshwater deck fill Port & starboard stainless steel cleats w/hawse Starboard waste pump deck fitting

Side Decks

Full beam grand Main Salon Catwalk 9" w/combination rain gutter/grab rail above Port & starboard midship 12" mooring cleats Catwalk fiberglass nonskid 11" High stainless steel safety/fender placement rail (8) Cabin side overhang courtesy lights

Aft Deck

Headroom 6'9" 9' Length (3) Overhead courtesy lights w/dimmer switch (2) Overhead stereo speakers 7" w/volume control Deck hatch to Boat Deck 28" long x 24" wide Six step fixed stainless ladder w/teak treads to Boat Deck Bulkhead vertical storage for 7 Step Marquipt Sea Stairs w/handrail Overhang recessed stern floodlights Aft Main Salon floor to ceiling glass bulkhead - tinted Sliding glass door w/polished stainless steel frame Port & starboard boarding gates w/boarding lights Wet bar built in w/upgraded varnished teak top Under mount sink w/cold water spigot Kitchen Aid Wet Ice Style icemaker 110V Outlet w/GFI & cover (2) Underwater light switches (2) Kitchen Aid refrigerator drawers Starboard "L" settee w/upholstered cushions, cover, storage below Teak dining table w/high gloss varnished fixed 79" L x 28" W x 27" H Polished stainless steel pedestals for table 27" H Starboard "L" upholstered settee w/cushions, cover, storage below Port "L" settee w/cushions, cover, storage below Teak table fixed high gloss varnished 24" x 22" w/cover Cover for teak dining tables Hinged access gate to Swim Platform/Engine Room access Steps to Swim Platform (4) w/teak treads Faux teak decking (new 2016)

Swim Platform

3'6" Length Faux teak decking (new 2016) Centerline 18" stainless steel mooring cleat (3) Euro Style, stainless steel hoop rails - 35"H x 25"W Transom storage locker Transom shower freshwater hot & cold w/pullout sprayer Engine Room watertight door w/dog downs, lock & viewing porthole Starboard storage pod w/(4) drawers & rod storage w/hydraulic lift hatch Port storage pod w/hydraulic lift hatch & (2) shelves for storage Integrated swim ladder (6) Transom underwater lights color blue, (2) aft, (2) port, (2) starboard

Engine Room

2016 Rebuilt main engines approx.. 200 hrs. SMOH Engines were removed from boat, shipped to Ft. Lauderdale and rebuilt to MTU specs by a FDDA trained MTU specialist.

1200 GPD Sea Recovery watermaker Smart FPS SX-R Algae X fuel polishing system (new 2016) Dual Racor 1000 fuel filters **Ingersoll Rand 220 volt compressor drives air operated stabilizer system for "at anchor stabilization"** "California Air Tools" quiet compressor for toilet & horn system Manual Engine Room gauges Fluorescent 110V lighting system Incandescent DC lighting system 10' Manual folding passarelle for stern boarding Glendinning "port or starboard" cord reel 220 volt 100 amp Lockable parts storage (2) Work benches over generators Hynautic hydraulic steering system (2) Electric pod door actuators (2) 500 Series Racor generator fuel filters Fireboy fire system suppression system 110V oil change pump w/6 position selector manifold CCTV camera 110 Volt water pump 24 Volt backup water pump Dockside water inlet aft 30 Gal. hot water heater 220V ZF BW 165A 2.51 to 1 reduction gears 2 ½" Aquamet 22 prop shafts Lazzara LSR drive system protects shaft 4 Blade Nibral props Power steering assist pump off port main engine Acoustical & thermal insulation Freshwater spigot 110V Outlet w/GFCI Port & starboard Engine Room intake fans Single 1750 gallon fiberglass fuel tank w/access plate Tank can be filled port & starboard (4) 24 Volt auto/manual bilge pumps (3) High water bilge alarms (8) Cruiseair compressor w/digital thermostats Holding tank Y valve w/macerator pump

Electrical System

110/220 60 HZ AC Volt electrical system 12/24 Volt DC electrical system (2) 25 KW Northern Lights generators in sound shield w/full gauge package, port 1137, starboard 1139 (new 2016) Single 100 amp Glendinning shore cord (2) 9000 Series Charles C Chargers 24V 40 amp (house & engines) (1) EL Series Charles C Chargers 24V 20 amp (generator) (2) Generator 12 volt start batteries (8) 12 Volt 8D batteries Main DC panel w/digital amp & voltage meters Main DC panel w/(60) breaker protected circuits (3) Battery shutoff switches Main AC w/(2) digital volt meters Main AC w/(2) digital HZ meters Main AC w/(4) digital amp meters Main AC w/(13) 220 volt breaker protected circuits Main AC w/(49) 110 volt breaker protected circuits Main AC panel w/shore/gen 1/gen 2 select breakers Electrical bonding system Wesmar electric 220 volt/20 HP bow thruster w/12" tube & counter rotating propellers deliver 600 lbs. of thrust

Exclusions

While every effort was made to list all pertinent included equipment aboard CROWN JEWEL, there are some personal belongings aboard. Prospective purchasers should assume any item not specifically mentioned herein will not convey at closing.

Remarks

CROWN JEWEL was purchased in January of 2015 and during the last few years of ownership the following work was carried out:

1) Both engines & transmission were removed from boat, shipped to Ft. Lauderdale to be rebuilt by Scarano Marine Diesel (cost incl. transport \$250,000) 2) Two new 25 KW Northern Lights generators. Now one generator easily runs the entire boat (\$50,000) 3) Open/close Aft Deck for engine in/out, new faux teak decking (\$20,000) 4) New 230 volt compressor for Gyrogale 4 fin stabilizer for "at anchor stabilization" and new electronic "foster" digital controls (\$27,000) 5) New Robertson autopilot (\$10,000) 6) Upgrade radar and Isis system (\$3000) 7) New batteries, Isis sensors and hose compressor (\$7000) 8) Updated TV/AV systems (\$20,000) 9) Carpentry, drapes, window tint, furnishings (\$30,000) 10) Updated and or replaced AC evaporators and compressors (\$10,000) 11) Upgraded appliances (\$7000) 12) Teak Aft Deck tables (\$7000) She is in great shape and ready to cruise.

The full rebuild of her engines, transmission and stabilizers plus the two new oversize generators make her stand out from her sisterships!

Easy to see in Ft. Lauderdale.

Exclusions

Owner's personal belongings.

Disclaimer


The Company offers the details of this vessel or yacht in good faith but cannot guarantee or warrant the accuracy of this information nor warrant the condition of the vessel. A buyer should instruct his representatives, agents, or his surveyors, to investigate such details as the buyer desires validated. This vessel or yacht is offered subject to prior sale, price change, or withdrawal without notice.

PHOTOS


Salon Looking Forward




Salon to Port




Salon to Starboard



Salon Looking Aft




Dining Area & Bar



Dining Table



Dining Looking Aft



Dining



Day Head



Galley to Port



Galley Looking Forward



Galley Looking Aft




Open Galley/Dining Area



Open Galley/Dining Area



Sky Lounge Helm



Helm



Sky Lounge Looking Aft



Sky Lounge Looking Forward



Sky Lounge TV



Accommodation Stairs



Master Looking Aft



Master



Master to Port



Master Aft to Port



Master Looking Forward



Master Head



Port Guest Looking Forward



Port Guest Looking Aft



Port Guest Head



Starboard Guest Looking Forward



Starboard Guest Looking Aft



Starboard Guest Head



Forward Laundry Area



Large Freezer



Captain's Cabin



Cabin's Head



Forward Bunk Cabin



Forward Bunk Cabin Head



Boat Deck Grill



Boat Deck Settee



Boat Deck Settee



Boat Deck Settee Looking Aft




Tender



One of Two Tender Cranes



Bow Seating



Bow



Full Beam Salon/Side Deck Catwalk



Aft Deck




Aft Deck



Aft Deck




Portside Aft Deck



Aft Deck Bar



Aft Deck



Swim Platform



Engine Room



Starboard Engine



Port Engine



Watermaker




At Rest Stabilizer Compressor



Alternate Profile




Alternate Profile



Port engine just rebuilt in FLL, ready to ship to boat



Starboard engine just rebuilt in FLL, ready to ship to boat



Layout



CONTACTS

Andrey Shestakov, leading yacht broker of the sales department of Shestakov Yacht Sales Inc. Shestakov Yacht Sales Inc., the official representative of the Miami/Fort Lauderdale FL headquarters.

Contact details

Email: **andrey@shestakovyachtsales.com**

Web: shestakovyachtsales.com/en/

Telephones

USA: **+1(954)274-4435**

Office hours

Monday – Saturday: **9:00 - 21:00** EDT

Sunday: **closed**

Address



Harbour Towne Marina, 850 NE 3rd St, STE 213, Dania, FL 33004