

ALPHA ONE — PROUT



Builder: PROUT

Year Built: 1997

Model: Catamaran

Price: PRICE ON APPLICATION

Location: United States

LOA: 64' 3" (19.58m)

Beam: 21' 11" (6.68m)

Max Draft: 4' 0" (1.22m)

Max Speed: 32 Kts. (37 MPH)

Our experienced yacht broker, Andrey Shestakov, will help you choose and buy a yacht that best suits your needs **Alpha One — PROUT** from **our catalogue**. Presently, at **Shestakov Yacht Sales Inc.**, we have a wide variety of yachts available on **our sale's list**. We also work in close contact with all the big **yacht manufacturers** from all over the world.

If you would like to buy a yacht **Alpha One — PROUT** or would like help answering any questions concerning purchasing, selling or chartering a yacht, please call **+1(954)274-4435**

TABLE OF CONTENTS

TABLE OF CONTENTS	2
SPECIFICATIONS	6
Basic Information	6
Dimensions	6
Speed, Capacities and Weight	6
Accommodations	6
Hull and Deck Information	6
Engine Information	7
DETAILED INFORMATION	8
Description	8
Layout	8
Superstructure	8
Refit	8
Aft Deck	10
Lower Helm	10
Deck Equipment	10
Flybridge	11
Engines and Drive System	11
Fuel System	12
Domestic Equipment	12
Electrical System	12
Water System	13
Toilets	13
Bilge Pumps	13
Exclusions	13
Disclaimer	13
PHOTOS	14
Stern	14

Stern	14
Stern	15
Swim Platform	15
Aft Deck	15
Aft Deck	15
Aft Deck	15
Aft Deck	15
Bow	15
Bow	15
Port Passageway	16
Starboard Passageway	16
Upper Helm	16
Upper Helm	16
Flybridge	16
Flybridge	16
Flybridge	16
Flybridge	16
Flybridge	17
Flybridge	17
Salon	17
Salon	17
Salon	17
Salon	17
Salon	17
Lower Helm	17
Lower Helm	18
Dinette	18
Dinette	18
Dinette	18

Galley	18
Galley	18
Galley	18
Galley	18
Galley	19
Master Stateroom	19
Master Stateroom	19
Master Stateroom	19
Master Stateroom	19
Master Stateroom	19
Master Stateroom	19
Master Stateroom	19
Master Stateroom	19
Master Stateroom	20
Master Head	20
Master Head	20
Master Head	20
Master Head	20
Master Head	20
Refrigeration	20
VIP Stateroom	20
VIP Stateroom	21
VIP Stateroom	21
Guest Stateroom	21
Guest Stateroom	21
Guest Stateroom	21
Guest Head	21
Guest Head	21
Crew Quarters	21
Crew Quarters	22

Crew Head	22
Port Engine	22
Port Engine	22
Starboard Engine	22
Starboard Engine	22
CONTACTS	23
Contact details	23
Telephones	23
Office hours	23
Address	23

SPECIFICATIONS

Basic Information

Category: Catamaran

Model Year: 1997

Year Built: 1997

Country: United States

Dimensions

LOA: 64' 3" (19.58m)

Beam: 21' 11" (6.68m)

Max Draft: 4' 0" (1.22m)

Speed, Capacities and Weight

Max Speed: 32 Kts. (37 MPH)

Displacement: 85000 Pounds

Gross Tonnage: 58 Pounds

Water Capacity: 330 Gallons

Fuel Capacity: 1000 Gallons

Accommodations

Total Cabins: 3

Total Heads: 3

Crew Cabin: 1

Crew Heads: 1

Hull and Deck Information

Hull Material: Fiberglass

Interior Designer: Ken Freivokh

Engine Information

Engines: 2

Manufacturer: MTU

Model: V12 183 TE93

Fuel Type: Diesel

DETAILED INFORMATION

Description

"Alpha One" is an original owner yacht that has been meticulously cared for by a full time captain backed by an open checkbook. From 2010 - 2017 she has had over \$1,500,000 invested in refits, engine overhauls, & a drive refit. Both Engines have gone through rebuilds at around 1700hrs and reflect the original running hours rather than being zero'ed out. She has twin 1150 V12 MTU engines driving Arneson #12 Surface Drives. In combination with revolutionary Hysucat foil system, she is capable of sustaining speeds in excess of 32 knots with a cruising range of over 250 nautical miles.

Layout

The Panther 64 has a generous master stateroom with en suite bathroom and a luxuriously appointed office / day cabin which runs the full length of the starboard hull. Guests accommodations are to port in the VIP guest suite or the "Pullman suite". The crew has their own large cabin. The main salon is at deck level and it incorporates a lavishly equipped galley and entertainment bar. There are three seating or dining areas where guests can enjoy panoramic views in all directions. To starboard, at the forward end of the salon, is the comprehensively equipped main helm station with its comfortably sculpted single or twin seats positioned in front of wraparound banks of the engine and navigation instrumentation. Two separate stairways, to port and to starboard, lead to the owners and guest accommodations suites, while a further semi spiral, sculpted stairway to port leads up to the flybridge.

Superstructure

The deck, coachroof and cockpit are a one-piece molding using a combination of a Kevlar based hybrid FRP construction system. The deck molding is bonded to the hull with a similar lightweight laminate, which is increased at high load points with a mixture of complex woven rovings. The boat is completed by integral foam cored composite bulkheads between the hulls and deck providing a strong and lightweight structure.

Refit

- **2009:**
 - Replaced Bimini Top with a permanent custom made
- **2010:**

- Replaced Navigational Equipment with Garmin Lower and Upper Helms
- All Instruments changed
- Replaced Carpet throughout vessel
- Main Engine intakes changed to Delta T and previous intakes sealed off

- Full Upper Salon Refit:
 - New Headliner & Wall upholstery
 - New wood finishing
 - New Granite Counter tops
 - New Stove top
 - New Freezers
 - New Blinds
 - New Brushed Stainless Accents
 - Replaced Helm Capt. Chair
 - Replaced all lighting with LED added dimmers and replaced all switches & outlets
 - New Bose audio system installed & Samsung TV upper salon
 - Guest room & master reupholstering done
 - Master cabinetry rebuilt
 - Master accent lighting replaced
- Exterior:
 - Top to bottom paint job with awl grip
 - Upper Deck replaced speakers with JL audio and replaced head unit
 - Lower Deck external speakers replaced with JL Audio
 - Add intellian HD Satellite
 - Master bath flooring replaced

- **2012:**
 - Replaced previous Jet Drive System with Arneson #12 at Broward Marine in conjunction with engineers from Arneson
 - Replaced Bow & Stern Thrusters with larger side power thrusters
 - New ZF Engine Transmission
 - Replaced Generator with Northern lights / Current hours 235
- **2014:**
 - Starboard Engine full rebuilt
 - 1 A/C handler replaced
- **2015:**
 - Port Engine top rebuilt
 - 2 A/C handler replaced
 - New Hatch to upper deck
- **2016:**
 - New Microwave
 - Replaced upper deck helm gauge backing with carbon accent
- **June 2017:**
 - Installed zip wake interceptors

- Added Lumishore under water lights

Aft Deck

- Self draining with access doors to stern steps
- Access to engine bays
- Cockpit lighting
- Cockpit cover
- Electrically powered stern docking windlasses port and starboard
- Aluminum folding passarelle to starboard stern steps
- Stainless steel swim ladder to port stern step
- Stainless steel and teak access ladder to flybridge
- Hot and cold shower adjacent to swim ladder

Lower Helm

- Single helm seat
- Stainless steel toughened glass windscreen
- 4 wipers with washers
- Engine instrument panel with gauges for fuel engine temperature, oil pressure, voltage and tachometer for each engine
- Warning lamps with audible alarm
- ZF engine controls
- Two banks switches for navigation lights, horn, wipers and washers
- Garmin sounder
- Garmin Autopilot
- Garmin Chartplotter
- Shipmate VHF
- Garmin Radar
- Bilge pump control panel with audible alarm
- Depth sounder
- All navigation equipment interfaced where possible
- Anchor windlass control switch
- 24v DC switch panel
- A/C switch panel

Deck Equipment

- Fuel and water deck fillers
- Holding tank pump outs
- Six recessed deck cleats

- Electric anchor windlass with foredeck, flybridge and main helm controls
- Self-stowing 60lb CQR anchor
- 40 meters chain
- Self-launching and stowing bow roller
- Coach roof sunbed recess with and guard rails
- Full set of navigation lights
- Riding light
- Searchlight
- Horn
- Stainless steel rubbing band with plastic insert
- Transom shore support socket
- Aluminum folding passarelle to starboard stern
- Pair of foredeck hatches
- Set of 6 large round opening portlights
- 6 oval portlights

Flybridge

- Engine Instrument panel with tachometers and fuel gauges
- ZF engine controls
- Repeaters to log, echo sounder, compass autopilot and plotter
- Bank of switches for navigation lights and flybridge lighting
- VHF handset
- Horn
- Searchlight
- Bilge pump visual and audible alarm
- Two helm seats and seating for eight
- Wind deflectors
- Two speakers linked to salon stereo system
- Antennas and aerials for VHF radio, telephone, GPS, Radar, TV/stereo
- Navigation lights
- Concealed lighting covers for instrument panels and engine controls
- Manual flybridge crane
- Canvas console cover
- Magnetic back-up compass

Engines and Drive System

- 2 x V12 MTU 1150 HP engines
- ONAN Generator
- Sound-proofed engine room
- Engine room extractor fans

- Engine room intake fans with ram assist
- GRP engine beds bonded into hull and stringer system
- Engines flexibly mounted
- Engine coupling to cardan shaft
- 120amp 2-pole alternators to each engine
- Wet exhaust system with stainless steel spray head
- Twin Racor filters to each engine fuel system
- Automatic bilge pump system
- Engine room lighting
- Engine room access from cockpit
- Arneson surface drives #12
- Computer control system to jet units comprising steering wheel, twin axis joysticks to flybridge
- Steering wheel and single axis joystick to lower helm station
- 24v DC emergency back-up to flybridge
- Manual automatic fire extinguisher to each engine room

Fuel System

- 2 500 gallon Stainless Steel tanks

Domestic Equipment

- Reverse-cycle air conditioning to all areas
- 4-burner electric halogen hob c/w overhead extractor
- Electric combination oven/microwave
- 180lt fridge/freezer
- 3 fire extinguishers
- Radio / tape / CD player with 4 speakers in salon, 2 on flybridge
- 14" combined TV/VCR with omni-directional antenna

Electrical System

- 24-volt
- 400 amp/hr domestic battery bank
- Two banks of engine start batteries
- Engine alternators charging via relay system
- Remote isolation of all battery banks from main switch panel
- 3-bank battery charger
- Custom distribution panel with volt/amp and charger gauges
- Circuit breakers to all circuits

Water System

- Two off marine grade aluminum water tanks
- Calorifier water heating system with immersion heater
- Two off high output water pumps with automatic switching
- Deck filler to each tank
- Water tank level gauges
- All taps mono-bloc single level mixer
- Shower pump outs
- Deck washdown system
- City/shore water system

Toilets

- Head hunter electric vacuum toilets
- Two off holding tanks with deck pump-out facility
- Overboard discharge pumps to each holding tank
- Holding tank level gauges

Bilge Pumps

- Automatic electric bilge pumps with float switches with manual
- Bilge pump controls and warning lights to lower helm station
- Warning light and audible alarm to flybridge


Exclusions

Owner's personal belongings.

Disclaimer


The Company offers the details of this vessel or yacht in good faith but cannot guarantee or warrant the accuracy of this information nor warrant the condition of the vessel. A buyer should instruct his representatives, agents, or his surveyors, to investigate such details as the buyer desires validated. This vessel or yacht is offered subject to prior sale, price change, or withdrawal without notice.

PHOTOS



Stern

Stern



Stern



Swim Platform



Aft Deck



Aft Deck



Aft Deck



Aft Deck



Bow




Bow



Port Passageway




Starboard Passageway



Upper Helm




Upper Helm



Flybridge



Flybridge



Flybridge



Flybridge



Flybridge



Flybridge



Salon



Salon



Salon



Salon



Salon



Lower Helm



Lower Helm



Dinette



Dinette



Dinette




Galley



Galley



Galley




Galley



Galley




Master Stateroom



Master Stateroom




Master Stateroom



Master Stateroom




Master Stateroom



Master Stateroom



Master Stateroom



Master Stateroom



Master Head



Master Head



Master Head



Master Head




Master Head



Refrigeration



VIP Stateroom



VIP Stateroom



VIP Stateroom



Guest Stateroom



Guest Stateroom



Guest Stateroom



Guest Head



Guest Head



Crew Quarters



Crew Quarters



Crew Head



Port Engine



Port Engine



Starboard Engine



Starboard Engine



CONTACTS

Andrey Shestakov, leading yacht broker of the sales department of Shestakov Yacht Sales Inc. Shestakov Yacht Sales Inc., the official representative of the Miami/Fort Lauderdale FL headquarters.

Contact details

Email: **andrey@shestakovyachtsales.com**

Web: shestakovyachtsales.com/en/

Telephones

USA: **+1(954)274-4435**

Office hours

Monday – Saturday: **9:00 - 21:00** EDT

Sunday: **closed**

Address



Harbour Towne Marina, 850 NE 3rd St, STE 213, Dania, FL 33004