

2017 TRIDENT — OUTER REEF YACHTS



Builder: OUTER REEF YACHTS

Year Built: 2017

Model: Motor Yacht

Price: PRICE ON APPLICATION

Location: United States

LOA: 61' 8" (18.80m)

Beam: 16' 2" (4.93m)

Max Draft: 4' 0" (1.22m)

Cruise Speed: 9 Kts. (10 MPH)

Max Speed: 21 Kts. (24 MPH)

Our experienced yacht broker, Andrey Shestakov, will help you choose and buy a yacht that best suits your needs **2017 TRIDENT — OUTER REEF YACHTS** from **our catalogue**. Presently, at **Shestakov Yacht Sales Inc.**, we have a wide variety of yachts available on **our sale's list**. We also work in close contact with all the big **yacht manufacturers** from all over the world.

If you would like to buy a yacht **2017 TRIDENT — OUTER REEF YACHTS** or would like help answering any questions concerning purchasing, selling or chartering a yacht, please call **+1(954)274-4435**

TABLE OF CONTENTS

TABLE OF CONTENTS	2
SPECIFICATIONS	3
Overview	3
Basic Information	13
Dimensions	13
Speed, Capacities and Weight	13
Accommodations	14
Hull and Deck Information	14
Engine Information	14
PHOTOS	15
CONTACTS	20
Contact details	20
Telephones	20
Office hours	20
Address	20

SPECIFICATIONS

Overview

The 620 Trident has been specifically designed to combine contemporary style with superior overall performance and is considered a fast semi-displacement yacht. The attractive plumb bow hull design and chic interior styling elements create a perfect yacht for long-range passage making or spontaneous weekend excursions. The owner of this exceptionally equipped 2017 62' Trident just took delivery of his new 86' Outer Reef.

This is the only Outer Reef Trident available for immediate delivery.

HULL CONSTRUCTION

- Hybrid resin infused FRP hull with PVC core sandwich construction
- Vinylester barrier lamination for osmosis protection
- Molded stringer/grid system
- Awlcraft paint system finish above waterline
- Two (2) coats of black antifouling paint over five (5) coats of epoxy primer below waterline
- Integrally molded rub rails with stainless steel capping
- Full length keel extends below running gear
- CE-approved stainless steel portlights
- Boat construction from only 3 major molds
- Divinycell PVC cored construction with Awlcraft paint system
- All deck and hull area hardware attachments are finished with solid lamination - no coring
- Bilge area finished smooth and coated with bright white epoxy paint
- Windows with 3/8" tempered safety glass in salon and 1/2' tempered safety glass in pilothouse
- WheelHouse™ Technologies, Inc. Marine Maintenance System

AFT DECK AREA

- Aft deck with molded white non-skid surface
- Hydraulic teak covered swim platform
- Stairway built-in to port and starboard side from swim platform to aft deck with stainless steel tube gate doors
- Aft deck FRP bench seating
- Sunbrella® furniture fabric for aft deck and Portuguese seats
- Glass and stainless steel door to salon
- FRP weather tight door on transom

- Transom shower in recessed box with hot and cold water supply
- Stair to flybridge deck
- Side gates port and starboard
- One (1) 50 amp shorepower inlet with single Glendinning cable master for 110v/220v 60hz
- Overhead dimmable lighting and outlets
- 316 stainless steel heavy duty cleats secured to stainless steel backing plates inside bulwarks with roller fairleads in transom corners
- 316 stainless steel handrail to and from aft deck
- Standard hydraulic passarelle and twin capstans
- Shade screen
- Engine/thruster control wired remote station

SIDE DECKS

- Teak covered
- Weathertight doors opening into pilothouse on starboard side only
- House side fixed windows with tinted tempered glass
- Two (2) sets of 316 stainless steel spring-line chocks per side
- Fuel fill fittings for tanks recessed into house side
- 316 stainless steel overhead safety rails
- Overhead and courtesy LED lighting

FORE DECK

- Foredeck with teak surface
- Window on front of foredeck trunk
- 316 stainless steel rails on bulwarks and coach house per designer details
- 316 stainless steel stanchions to support handrail
- Deck lockers within coach house sides forward either side finished in white epoxy paint
- Sun pad with hinged backrest
- 316 Stainless steel anchor chute/roller at bow
- Maxwell VWC-3500c (24v) vertical windlass with foot switches and remote controls for dual stations
- Custom bow flag staff
- Watertight bow anchor locker hatch flush fit to deck providing access to fully finished anchor locker with hull side chafe protection, bitter end fitting and overboard drains at boot with reverse fit scoops
- Salt water and fresh water 316 stainless steel faucets inside foredeck lockers
- Shower power 50amp inlet

FLYBRIDGE

- Wide beam deck with white non-skid surface and ample storage space
- Carbon fiber hard top with skylights and overhead LED lighting
- Venturi windscreen with 316 stainless steel rails
- Molded FRP steering console with engine controls
- Electronics console
- 4" magnetic compass
- Two (2) custom Stidd helm seats with powder coated base and naugahyde fabric
- Fire system repeater alarm
- One (1) L-shaped settee with Sunbrella® furniture fabric for cushions and one (1) wood table to port
- Five (5) Aquasignal navigation lights in accordance with appropriate collision regulations
- Buell dual trumpet air horn with compressor
- Two (2) 24v to 12v DC-DC converters with 12v battery back-up system
- Radar arch
- ACR 24v DC searchlight with dual station controls
- Mast with bow and anchor lights
- Overhead and courtesy LED lighting
- Gallemate 1500 stainless steel LRG BBQ with FRP gas cylinders
- Stainless steel fridge/freezer
- Stainless steel sink and faucet

BOAT DECK

- Deck with white non-skid surface
- Four (4) LED courtesy lights
- Tender cradle with additional deck tie down pads
- 800 LB capacity aluminum painted davit with 3-way hydraulic control with rotating base, lift, pendant switch and a 9.25' fixed arm

LAZARETTE/ENGINEERING STATEROOM

- Diamond tread flooring
- Hull interior finished with white gloss polyurethane paint
- Two (2) LED overhead lights with two (2) two-way switches
- One (1) 110v AC GFI outlet
- Formica finish on walls
- Engineering stateroom forward of engine room next to lazarette with a wet head

ENGINE ROOM

- Acoustically insulated partial stand-up engine room lined with sound absorbing material to highest standard.
- Diamond tread flooring
- Standard twin Cummins QSB 6.7ltr 550bhp HO diesel engines with Zeus pod drive system
- Side Power 10.5hp bow thruster with dual station controls
- One (1) Cummins Onan quiet diesel 17.5kw generator 60Hz
- Side Power Vector stabilizer system, including stabilization at rest
- Fiberglass drip pans under engines
- Direct expansion air conditioning system
- Ball-valve bronze seacocks on all through-hulls below waterline
- Oil change pump for engines and generator
- One (1) 50amp isolation transformer
- Two (2) Racor 1000 MA single fuel filters for main engines
- One (1) Racor 1000 MA single fuel filters for generator
- Fuel polishing system
- Fuel management system
- Fireboy fire suppression system including both intake and outlet air shutdown system with aluminum louvers
- Four (4) automatic bilge pumps 24v DC
- Fresh water hose bibb
- AGM (Absorbed Glass Matt) batteries in FRP boxes:
 - Two (2) engine banks with two (2) 8D batteries for each bank
 - One (1) house bank with four (4) 8D batteries with a total 510 amp-hours (24VDC)
 - One (1) generator bank with one (1) battery
 - One (1) 24v and one (1) 12v battery charger
 - Two (2) battery isolators
- 20 gallon water heater with heat exchanger
- Four (4) 24v DC blowers
- Overhead LED lighting and outlets
- 316 stainless steel safety rails around engines
- Two watertight bulkheads
- Watertight aluminum engine room door with sight window

MECHANICAL

- C-Zone vessel monitoring and control system
- Sky Hook joystick for simplified maneuvering of the vessel and GPS station keeping

- Humphree's trim tab system with dual controls for main pilothouse helm and flybridge
- Three (3) Aqualuma 6 Series underwater lights
- Copper bonding system to all underwater fittings with zinc anodes
- Pex fresh water lines
- Headhunter 24v DC fresh water pump with accumulator tank
- Two (2) 24v DC automatic shower sump systems with external pump
- Accessible wiring raceway throughout

PLUMBING AND TANKAGE

- All tankage located in the belly giving more storage and space throughout
- One (1) FRP integral holding tank with a max capacity of 100 US gallons
- One (1) food-grade plastic fresh water tank with a max capacity of 145 US gallons
- One (1) integral fuel tank with a total capacity of 800 US gallons
- Inspection and cleaning ports on all tanks
- 20 gallon water heater
- Schenker Modular 950 USGPD high efficiency watermaker

SALON

- Entrance door from aft deck
- Fixed windows in house sides with medium 3/8" tinted tempered safety glass
- Valance over windows with LED rope lighting
- Overhead dimmable lighting and outlets
- Vinyl headliner
- Entertainment center cabinet with TV lift
- Air conditioning control panel
- Cabinetry and lockers
- Pre-manufactured walnut wood flooring
- Drawers with full extension guides and push button latches
- Chrome door handles on all interior lockers

GALLEY

- Stone countertops with stainless steel under mount sinks
- Drawer for soap and sponges in front of the sink
- Chrome Grohe Europlus II faucet with pull out spray
- Cabinets and cabinet doors with chrome push-button locks
- Satin varnish on interior walnut veneers in combination with vinyl wall coverings

- Drawers with full extension guides and push button latches
- Chrome door handles on all interior lockers
- Overhead dimmable lighting and outlets
- Pre-manufactured walnut wood flooring
- Upgraded cabinet to accommodate ice maker
- Two (2) VITRIFRIGO DW180 INOX RFX 12/24V drawer (fridge/fridge) units
- One (1) VITRIFRIGO DW180 BTX 12/24V INOX, drawer (freezer/freezer) unit
- Bosch fully integrated dishwasher
- Foster induction cooktop/hob
- Bosch compact oven/microwave
- Electrolux exhaust hood
- GE garbage disposal
- Miele washer and dryer

PILOTHOUSE

- Settee on raised platform
- Dining table
- Overhead dimmable lighting and outlets
- One (1) chart light
- LED red and white bridge lights
- One (1) custom Stidd helm seat with powder coated base and naugahyde fabric
- Engine display screens
- Cummins electronic steering wheel
- Cummins throttle and pod controls
- 4" magnetic compass
- Two (2) stainless steel dual speed self-parking windshield wipers with wash down system
- ½" clear tempered glass in forward facing windshields
- Vinyl headliner
- Air conditioning control panel
- Generator digital control panel
- 24v DC to 12v DC converter
- Windlass up/down switch and control circuit breaker
- Bilge pump control on advisory panel
- Equipment running advisory panel
- Weathertight door opening out to starboard
- Curved stairway leading to accommodations
- Pre-manufactured walnut wood flooring

LOWER HALLWAY

- Overhead dimmable lighting and outlets
- Bulkhead finished with wall covering
- Stackable washer and dryer
- Storage under first two steps of the stairwell below
- Access doors to staterooms
- Pre-manufactured walnut wood flooring

FULL BEAM MIDSHIP MASTER STATEROOM

- King size berth
- Drawer storage under the berth
- LED rope lighting under the bed and at valance
- One (1) walk in hanging locker with door
- Automatic interior lights in lockers
- Drawers with center guides and stops
- Door stops and holders
- Bulkheads with wall covering and veneer
- Intra chrome reading lights
- Two (2) CE-approved portlights with removable insect screen
- Overhead dimmable lighting and outlets
- Air conditioning control panel
- Nightstand tables with two drawers each
- Satin varnish on interior walnut veneer in combination with vinyl wall coverings
- Drawers with full extension guides and push button latches
- Chrome door handles on all interior lockers
- Pre-manufactured walnut wood flooring

MASTER HEAD (ENSUITE)

- Ensuite head with shower
- CE-approved portlight with removable insect screen in shower
- Clear tempered glass shower door
- Molded white FRP shower with tile flooring
- Grohe Relaxa Plus chrome pulsator hand shower with hose and soap dish
- Ventilator fan in shower
- Stone countertop with white Kohler under-mount sink
- Chrome Grohe center-set single lever faucet at sink
- Storage cabinet under sink
- Satin varnish on interior walnut veneer, with combination of vinyl wall coverings
- Drawers with full extension guides and push button latches
- Chrome door handles on all interior lockers

- Dometic 24v electric white toilet with sanitary hose for all discharge plumbing
- 24v DC ventilator blower
- Overhead dimmable lighting and outlets
- Pre-manufactured walnut wood flooring

VIP STATEROOM FORWARD

- 316 Stainless steel CE-approved skylight
- Tapered queen-size berth
- Storage drawers under the berth
- Two steps on each side of the berth for easy access
- LED rope lighting at valance
- Two (2) hanging lockers
- Automatic interior lights in lockers
- Satin varnish on interior walnut veneer in combination with vinyl wall coverings
- Drawers with full extension guides and push button latches
- Chrome door handles on all interior lockers
- Bulkheads with wallpaper and veneer
- Overhead dimmable lighting and outlets
- Two (2) Intra chrome reading lights
- Air conditioning control panel
- Pre-manufactured walnut wood flooring

VIP HEAD (ENSUITE)

- Ensuite head with shower
- CE-approved portlights with removable insect screen
- Molded white FRP shower with custom frosted tempered glass door
- Grohe Relaxa Plus chrome pulsator hand shower with hose and soap dish
- Central ventilation
- Stone countertop with white under-mount sink
- Chrome Grohe center-set single lever faucet at sink
- Mirror
- Storage cabinet under sink
- Dometic 24v electric white toilet with sanitary hose for all discharge plumbing
- Pre-manufactured wood flooring

GUEST STATEROOM PORT

- CE-approved portlight with removable insect screen

- Two (2) bunk berths with storage drawers underneath the bottom one
- LED rope lighting at valance
- One (1) hanging locker
- Satin varnish on interior walnut veneers in combination with vinyl wall covering
- Drawers with full extension guides and push button latches
- Chrome door handles on all interior lockers
- Automatic interior light in locker
- Door stops and holders
- Bulkheads with wallpaper and veneer
- Overhead dimmable lighting and outlets
- Air conditioning control panel
- Two (2) Imtra chrome reading lights
- Pre-manufactured walnut wood flooring

PORT GUEST HEAD (ENSUITE)

- Head with shower
- Molded white FRP shower
- Grohe Relaxa Plus chrome pulsator hand shower with hose and soap dish
- Central ventilation
- Stone countertop with white under-mount sink
- Chrome Grohe center-set single lever faucet at sink
- Dometic 24v electric white toilet with sanitary hose for all discharge plumbing
- Mirror with medicine chest

OUTER REEF CRUISING / SAFETY PACKAGE

- Six (6) 15" x 41" Polyform F-series black fenders
- Twelve (12) 15' x ½" black fender lines
- Four (4) ¾" x 35' double-braid nylon black dock lines
- Two (2) ¾" x 50' double-braid nylon black dock lines
- Twelve (12) Safeguard type I orange life vests for adults over 90 lbs
- Six (6) Kiddie Mariner 2 ¾ lb M10 fire extinguishers
- One (1) Bernard oil discharge placard
- One (1) Bernard waste discharge placard
- Two (2) Jim-Buoy 30" white ring buoys
- Four (4) Perko chrome/brass 4-ring buoy holders
- One (1) Orion alert/locate flare kit
- One (1) Orion circumnavigator first aid kit
- One (1) Orion safety blaster horn

AUDIO-VISUAL

SALON

- Samsung 46" 3D 1080p LED-LCD TV - 16:9 - HDTV 1080p multi standardTV
- AppleTV
- Samsung soundbar

MASTER STATEROOM

- Samsung 40" HD 1080p LED-LCD TV world-wide system 110/220V
- Apple TV
- Universal remote MX-3000

VIP STATEROOM

- Samsung 22" HD LED multisystem 110/220v
- Universal remote MX-3000

MISC

- KVH HD 7 high definition DirecTV US and Latin America
- Pepwave Max BR-1 LTE US Americas cellular modem with Wi-Fi
- 4GE LTE cellular antenna
- Small 350va battery backup
- Adaptec wireless HDMI extenders
- Two (2) 4th generation 32GB AppleTV's

NAVIGATION PACKAGE

FLYBRIDGE

- Two (2) Simrad sunlight readable touch displays
- RS 90 VHF/PA (includes horn)
- 16' VHF antenna with Rupp collar
- Hailer horn
- Tracvision TV5

PILOTHOUSE

- TX06's 4' 6kW, 64 nm open array digital radar
- PSU012 radar power supply
- RS90 VHF/PA second station
- 16' VHF Antenna with Rupp collar
- Three (3) IS20 Combi marine digital instrument displays

OTHER

- BSM-2 broadband sounder including transducer
- AIS 400 transponder
- Shakespeare AM/FM VHF band separator
- Off Air TV antenna

CAMERAS

- Iris 700 TVL 2.8 mm wide angle mini ball IR camera (engine room)
- Iris 620 TVL clam shell static camera (aft deck)
- Samsung 19" LED monitor multi system w110/220 input

US MODEL PRELIMINARY SPECIFICATIONS - SUBJECT TO CHANGE WITHOUT NOTICE
US MODEL PRELIMINARY SPECIFICATIONS - SUBJECT TO CHANGE WITHOUT NOTICE
US MODEL PRELIMINARY SPECIFICATIONS - SUBJECT TO CHANGE WITHOUT NOTICE
US MODEL PRELIMINARY SPECIFICATIONS - SUBJECT TO CHANGE WITHOUT NOTICE

Basic Information

Category: Motor Yacht

Sub Category: Flybridge

Model Year: 2017

Year Built: 2017

Country: United States

Dimensions

LOA: 61' 8" (18.80m)

Beam: 16' 2" (4.93m)

Max Draft: 4' 0" (1.22m)

Speed, Capacities and Weight

Cruise Speed: 9 Kts. (10 MPH)

Max Speed: 21 Kts. (24 MPH)

Displacement: 51000 Pounds

Water Capacity: 185 Gallons

Holding Tank: 150 Gallons

Fuel Capacity: 800 Gallons

Accommodations

Total Cabins: 3

Total Berths: 3

Sleeps: 6

Total Heads: 3

Crew Cabin: 1

Crew Berths: 1

Crew Sleeps: 1

Crew Heads: 1

Hull and Deck Information

Hull Material: FRP

Engine Information



Engines: 2

Manufacturer: Cummins

Model: QSB

Fuel Type: Diesel


PHOTOS











CONTACTS

Andrey Shestakov, leading yacht broker of the sales department of Shestakov Yacht Sales Inc. Shestakov Yacht Sales Inc., the official representative of the Miami/Fort Lauderdale FL headquarters.

Contact details

Email: **andrey@shestakovyachtsales.com**

Web: shestakovyachtsales.com/en/

Telephones

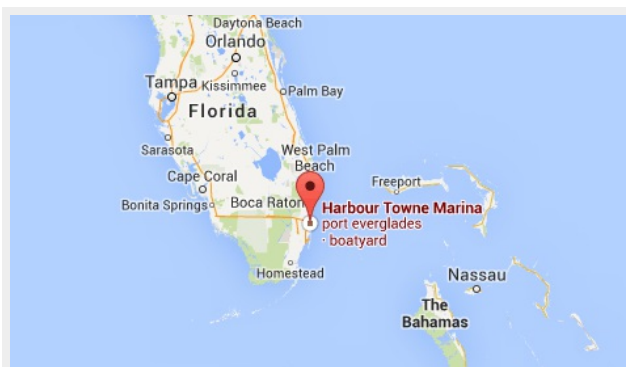
USA: **+1(954)274-4435**

Office hours

Monday – Saturday: **9:00 - 21:00** EDT

Sunday: **closed**

Address



Harbour Towne Marina, 850 NE 3rd St, STE 213, Dania, FL 33004