

SEA RAY 350 SUNDANCER — SEA RAY



Builder: [SEA RAY](#)

Year Built: 2016

Model: Cruiser

Price: PRICE ON APPLICATION

Location: United States

LOA: 35' 0" (10.67m)

Beam: 11' 4" (3.45m)

Min Draft: 2' 6" (0.76m)

Max Draft: 3' 4" (1.02m)

Our experienced yacht broker, Andrey Shestakov, will help you choose and buy a yacht that best suits your needs **Sea Ray 350 Sundancer — SEA RAY** from **our catalogue**. Presently, at **Shestakov Yacht Sales Inc.**, we have a wide variety of yachts available on **our sale's list**. We also work in close contact with all the big **yacht manufacturers** from all over the world.

If you would like to buy a yacht **Sea Ray 350 Sundancer — SEA RAY** or would like help answering any questions concerning purchasing, selling or chartering a yacht, please call **+1(954)274-4435**

TABLE OF CONTENTS

| | |
|--------------------------------|----|
| TABLE OF CONTENTS | 2 |
| SPECIFICATIONS | 4 |
| Overview | 4 |
| Basic Information | 4 |
| Dimensions | 4 |
| Speed, Capacities and Weight | 4 |
| Accommodations | 4 |
| Hull and Deck Information | 4 |
| Engine Information | 5 |
| DETAILED INFORMATION | 6 |
| Full Specifications | 6 |
| Exclusions | 11 |
| Disclaimer | 11 |
| PHOTOS | 12 |
| Port Profile | 12 |
| Bow | 12 |
| Starboard Profile | 12 |
| Stern Quarter | 12 |
| Stern | 12 |
| Cockpit Looking Forward | 12 |
| Cockpit Grill and Sink | 12 |
| Cockpit Refrigerator | 12 |
| Port side Lounge | 13 |
| Aft Cockpit Seating & Table | 13 |
| Helm Station | 13 |
| Retractable Shade Off Hard Top | 13 |
| Salon Overview | 13 |
| Head/Shower Combo | 13 |

| | |
|--------------------------------|-----------|
| Galley | 13 |
| Salon Entertainment Center | 13 |
| Mid Cabin Berth w/ TV | 14 |
| Mid Cabin Seating | 14 |
| Bow Access | 14 |
| Bow Reclining Sun Pads | 14 |
| Cockpit Seating | 14 |
| Cabin Door w/ Bow Access Steps | 14 |
| Engine | 14 |
| CONTACTS | 15 |
| Contact details | 15 |
| Telephones | 15 |
| Office hours | 15 |
| Address | 15 |

SPECIFICATIONS

Overview

2016 Sea Ray 350 Sundancer is fully loaded including bow & stern thrusters, super clean, dealer maintained, **Transferable Passport Extended Warranties** until Sept. 2022. Owners are moving up to a larger boat. Please call for an appointment.

\$10,000 BOAT SHOW PRICE REDUCTION

Basic Information

Category: Cruiser

Model Year: 2016

Year Built: 2016

Country: United States

Dimensions

LOA: 35' 0" (10.67m)

Beam: 11' 4" (3.45m)

Min Draft: 2' 6" (0.76m)

Max Draft: 3' 4" (1.02m)

Speed, Capacities and Weight

Displacement: 15780 Pounds

Water Capacity: 40 Gallons

Holding Tank: 28 Gallons

Fuel Capacity: 230 Gallons

Accommodations

Total Cabins: 1

Total Berths: 2

Sleeps: 4

Total Heads: 1

Hull and Deck Information

Hull Material: Fiberglass

Engine Information

Engines: 2

Manufacturer: Mercruiser

Model: 8.2L ECT Horizon

Engine Type: Inboard

Fuel Type: Gas/Petrol

DETAILED INFORMATION

Full Specifications

KEY FEATURES AND UPGRADES

- Multiple interior arrangements to choose from including an enclosed mid-berth option w/lockable door for additional privacy
- Luxurious, comfortable seating with diamond stitch quilted accents
- New standard extended fiberglass hardtop w/courtesy lighting
- 12,000 BTU Air Conditioning standard
- Stereo with Wireless Bluetooth™ and media inputs
- Standard Digital Throttle & Shift (DTS) w/single lever engine synch
- Bow & Stern Thrusters
- Extended Sunshade
- Cockpit Grill
- Remote Spotlight
- Extended Swim platform
- SS Flag Pole

AIR CONDITIONING

- Custom Integral Vent System
- Reverse Cycle System: (12,000 BTU)

CABIN

- Carbon Monoxide Monitor
- Flooring, Hardwood
- Lighting, 12V
- Outlets, 120V GFI Protected
- Pillows, Accent
- Shades, Pleated - Hull Windows
- Stereo, 12V AM/FM, Wireless Bluetooth™, iPod® Connector, Amplifier, Speakers (8) & Digital Cockpit Remote Control
- Wood Interior Package - Chestnut (Std), Cherry or Pecan Finished Cabinetry

CANVAS (Sunbrella)

- Aft Curtain w/Bungee Straps
- Canvas Storage Bag
- Dash Cover
- Front & Side Curtains

CERTIFICATIONS

- Meets Applicable USCG & ABYC Standards
- Mercury Installation Quality Certification
- NMMA Certification

COCKPIT

- Beverage Holders
- Carpet Liner, Snap-In
- Cockpit Color Package: Mocha or Wheat
- Cooler, Carry-On w/Designated Storage
- Door, Cabin Entry (Sliding & Lockable) - Fiberglass w/Integral Steps
- Door, Transom - Acrylic w/Stainless Steel Frame
- Floor Liner, Fiberglass - Self-Bailing
- Hardtop, Extended Fiberglass w/Courtesy Lighting
- Hatch, Engine Room - Electrically Actuated w/Emergency Pull Handle & Prop Rod
- Lighting, Indirect
- Outlet, 120V GFI Protected
- Outlet, 12V Accessory
- Seating, Helm Bench w/Dual Flip-Up Thigh-Rise Bolsters, Adjustable Captain's Seat & Fiberglass Storage Base
- Seating, Port C-Shape - Converts to Sunpad
- Seating, Port Lounger w/Convertible Backrest
- Sport Spoiler, Molded Fiberglass (Seamless) w/Overhead Lighting
- Steps, Boarding - Molded-In
- Table, Cockpit - Fiberglass w/Dedicated Storage & Sun Pad Filler Cushions
- Wet Bar w/Stainless Steel Sink, Faucet, Beverage Holders, Stainless Steel Handrail, Solid-Surface Countertop, Trash Receptacle & Storage Below

ELECTRICAL SYSTEMS

- Battery Charger/Converter, 120V/60 Cycle
- Battery Switch
- Battery Trays w/Mounts
- Breaker Panels, Waterproof - Electronic Interface Modules & Dash Dimmer (Helm & Engine Room)
- Isolator, Galvanic
- Mercathode II
- Panel, DC Main Breaker
- Panel, Main Distribution - AC
- Panel, Main Distribution - DC
- Shore Power, Dual 30 Amp/120V/60 Cycle w/50' Cords & Adapters
- Wiring, Color Coded w/Chafe Protection

ELECTRONICS

- Electronics Circuit, 30 Amp
- VHF Radio w/8' Fiberglass Antenna & Stainless-Steel Ratchet Mount

ENGINE ROOM

- Bilge Pump, 12V Automatic
- Bilge Pumps, 12V Automatic High-Water (1 Bilge, 1 Cabin)
- Blowers, 12V Bilge (2)
- Fire Suppression System - Automatic w/Manual Pull
- Insulated & Gel-Coated Engine Room
- Lighting, 12V
- Oil Filters - Remote
- Underwater Exhaust System, Patented (V-Drives)

FUEL SYSTEM

- Evaporative Emissions Fuel System
- Fuel Lines, USCG - Type A-1
- Fuel Tanks, Aluminum w/Electric Shutoff Valves & Electric Sending Units

GALLEY

- Countertop, Solid Surface w/Stainless Steel Sink w/Cover & Faucet
- Handrail, Stainless Steel
- Lighting, 12V
- Microwave, 120V/60 Cycle
- Outlet, 12V Accessory
- Power Vent, 12V
- Refrigerator, Dual-Voltage - 120V/12V
- Storage, Drawers w/Cutlery Insert
- Storage, Upper & Lower
- Stove, 120V Two Burner Pups®
- Trash Receptacle

HEAD

- Flooring - Simulated Teak
- Handrail, Stainless Steel
- Head (VacuFlush®)
- Head, Enclosed - Full Fiberglass w/Shower & Curtain
- Mirror, Head Door - Full Length
- Mirror, Head Wall
- Power Vent, 12V
- Shower Wand w/Vertical Adjustment
- Storage, Medicine Cabinet
- Storage, Upper Shelves w/Stainless Steel Rails

- Vanity w/Vessel Sink, Wood Countertop, Faucet w/Pullout Sprayer & Storage Below

HELM

- Alarms, High-Water - Bilge & Cabin
- Compass
- Emergency Start System - Engines
- Horn
- SmartCraft Digital Throttle & Shift (DTS) w/Trim Switch
- SmartCraft® Diagnostics:
 - Instrumentation, Custom Sea Ray SmartCraft 4-in-1 Multi-gauges (2) w/Glass Lenses, Low-Glare Blue Night Lighting & Chrome Bezels (Includes: Fuel Level, Oil Pressure, Voltmeter & Water Temperature)
 - SmartCraft System Speedometer (Includes: Air & Water Temperature, Combined Fuel Level Range & GPS Interface)
 - SmartCraft System Tachometers (2) (Includes: Depth, Engine Alarms/Hour Meters, Fuel Consumption/Usage & Trim Level)
- Steering, Power-Assisted
- Steering, Tilt Wheel
- Switch Pads, Illuminated Weatherproof Electronic w/ISO Symbols & Dimmer Control
- Tilt & Trim, Power (Sterndrives Only)

HULL AND DECK

- Bottom Paint
- Bow Rail, Stainless Steel w/Welded Stanchions
- Cleats, 10" Thru-Bolted, Stainless Steel, w/Sea Ray Logo (8)
- Deck Fill Plates, Stainless Steel
- Drain Plugs, Brass-Threaded - Garboard (2)
- Gel Coat, Arctic White
- Handrails, Stainless Steel
- Hatch, Deck Vent - Translucent w/Locks & Sky Screen Cover
- Hull Windows, Extra Large Acrylic - Fixed (2)
- Light, Stern
- Lights, Navigation - Stainless Steel
- Rod Holders (2)
- Rub Rail, PVC w/Stainless Steel Insert
- Skylights (2)
- Storage, Transom Wall
- Swim Platform, Integral
- Thru-Hull Fittings, Stainless Steel
- Vent System, Engine Room - Integral w/Stainless-Steel Grille
- Windshield Wipers

- Windshield, Tempered/Tinted Curved Glass w/Walk-Thru & Stainless Steel
- Supports Light, Stern
- Lights, Navigation - Stainless Steel
- Rod Holders (2)
- Rub Rail, PVC w/Stainless Steel Insert
- Skylights (2)
- Storage, Transom Wall
- Swim Platform, Integral
- Thru-Hull Fittings, Stainless Steel
- Vent System, Engine Room - Integral w/Stainless-Steel Grille
- Windshield Wipers
- Windshield, Tempered/Tinted Curved Glass w/Walk-Thru & Stainless Steel Supports

MID BERTH

- Convertible Twin Beds - Convert to Double Berth w/Slide-Out Base & Dedicated Filler Cushion Storage
- Curtain, Privacy (Hideaway)
- Mirrored Bulkhead
- Seating, Port Single
- Storage, Drawer
- Storage, Hanging Locker
- Storage, Upper & Lower

PROPULSION

- Twin Upgraded Inboard VD MerCruiser® 8.2L MPI ECT DTS (T-375 hp)

SALON

- Lighting, 12V
- Sofas, Port & Starboard
- Steps, Cabin Entry w/Teak Treads & Non-Slip Inlays
- Storage, Gunwale Cabinets
- Table, Dinette - Solid Wood w/Dedicated Storage
- TV, LED / Smart w/Remote Blu-ray™ Player, Gaming System Port, DVD Storage, Coax Outlet & Gain Control

UNDERWATER GEAR

- Propellers,
- Trim Tabs, Hydraulic
- V-Drives (Optional):
 - Bonding System, w/Zinc Hull Plate
 - Propeller Shafts, 1 1/2" Stainless Steel (2) - Aquamet 19
 - Propellers, Nibral 3-Blade

- Rudders - Manganese-Bronze
- Seacocks - Engines
- Seawater Strainers - Engines
- Shaft Logs, Dripless w/Extra Seal Carrier Kit
- Struts, Manganese-Bronze

V-BERTH

- Berth, Double (Island Style) w/Visco Elastic Foam Mattress & Storage Below
- Curtain, Privacy (Hideaway)
- Mirrored Rope Locker Bulkhead
- Sheet Set - Fitted (Neutral Color)
- Storage Cabinet w/Shelves
- Storage, Hanging Locker

WASTE SYSTEMS

- Head System, VacuFlush
- Holding Tank (28-Gallon)
- Holding Tank Level Indicator
- Sump Box

WATER SYSTEMS

- Freshwater Washdown Spigot
- Pressure Water System w/12V Pump
- Shower, Cockpit - Hot & Cold, Stainless Steel
- Water Heater, 120V (6 Gallon) w/Exchanger
- Water Inlet, Dockside
- Water Manifold System
- Water Tank (40 Gallon)

Exclusions

Owner's personal belongings.

Disclaimer


The Company offers the details of this vessel or yacht in good faith but cannot guarantee or warrant the accuracy of this information nor warrant the condition of the vessel. A buyer should instruct his representatives, agents, or his surveyors, to investigate such details as the buyer desires validated. This vessel or yacht is offered subject to prior sale, price change, or withdrawal without notice.

PHOTOS


Port Profile




Bow




Starboard Profile




Stern Quarter




Stern



Cockpit Looking Forward



Cockpit Grill and Sink




Cockpit Refrigerator



Port side Lounge




Aft Cockpit Seating & Table



Helm Station




Retractable Shade Off Hard Top




Salon Overview




Head/Shower Combo




Galley




Salon Entertainment Center



Mid Cabin Berth w/ TV



Mid Cabin Seating




Bow Access




Bow Reclining Sun Pads





Cockpit Seating



Cabin Door w/ Bow Access Steps



Engine



CONTACTS

Andrey Shestakov, leading yacht broker of the sales department of Shestakov Yacht Sales Inc. Shestakov Yacht Sales Inc., the official representative of the Miami/Fort Lauderdale FL headquarters.

Contact details

Email: **andrey@shestakovyachtsales.com**

Web: shestakovyachtsales.com/en/

Telephones

USA: **+1(954)274-4435**

Office hours

Monday – Saturday: **9:00 - 21:00** EDT

Sunday: **closed**

Address



Harbour Towne Marina, 850 NE 3rd St, STE 213, Dania, FL 33004