

2017 AZIMUT 72 FLY — AZIMUT



Builder: AZIMUT

Year Built: 2017

Model: Motor Yacht

Price: PRICE ON APPLICATION

Location: United States

LOA: 72' 0" (21.95m)

Beam: 18' 6" (5.64m)

Min Draft: 3' 9" (1.14m)

Cruise Speed: 26 Kts. (30 MPH)

Max Speed: 31 Kts. (36 MPH)

Our experienced yacht broker, Andrey Shestakov, will help you choose and buy a yacht that best suits your needs **2017 Azimut 72 FLY — AZIMUT** from **our catalogue**. Presently, at **Shestakov Yacht Sales Inc.**, we have a wide variety of yachts available on **our sale's list**. We also work in close contact with all the big **yacht manufacturers** from all over the world.

If you would like to buy a yacht **2017 Azimut 72 FLY — AZIMUT** or would like help answering any questions concerning purchasing, selling or chartering a yacht, please call **+1(954)274-4435**

TABLE OF CONTENTS

TABLE OF CONTENTS	2
SPECIFICATIONS	3
Overview	3
Basic Information	3
Dimensions	3
Speed, Capacities and Weight	3
Accommodations	4
Hull and Deck Information	4
Engine Information	4
DETAILED INFORMATION	5
Options	5
Deck And Cockpit	6
Bow	7
Flybridge	7
Wheel House	8
Interior	8
Technical Features	12
Exclusions	17
Disclaimer	17
PHOTOS	18
CONTACTS	23
Contact details	23
Telephones	23
Office hours	23
Address	23

SPECIFICATIONS

Overview

More space, more volume, and a huge flybridge are the exceptional features highlighted in the 2017 Azimut 72 FLY, made possible by the all-carbon superstructure. Key Features and Highlights Include:

- Seakeeper with additional control on fly AND upgraded generator
- Docking station on cockpit
- Teak on flybridge
- Electric Bimini Top on bow
- Telescoping Gangway
- Raymarine Platinum Package Electronics
- PLUS Many more...See Options Section for all

AVAILABLE FOR CO-BROKERAGE

Basic Information

Category: Motor Yacht

Sub Category: Flybridge

Model Year: 2017

Year Built: 2017

Country: United States

Fly Bridge: Yes

Dimensions

LOA: 72' 0" (21.95m)

Beam: 18' 6" (5.64m)

Min Draft: 3' 9" (1.14m)

Clearance: 20' 4" (6.20m)

Speed, Capacities and Weight

Cruise Speed: 26 Kts. (30 MPH)

Max Speed: 31 Kts. (36 MPH)

Displacement: 96600 Pounds

Water Capacity: 290 Gallons

Holding Tank: 132 Gallons

Fuel Capacity: 1373 Gallons

Accommodations

Total Cabins: 4

Total Berths: 7

Sleeps: 12

Total Heads: 5

Captain Cabin: True

Crew Cabin: 1

Crew Berths: 2

Crew Sleeps: 2

Crew Heads: 1

Hull and Deck Information

Hull Material: Fiberglass

Engine Information

Engines: 2

Manufacturer: MAN

DETAILED INFORMATION

Options

- Additional Seakeeper control station on fly
- ACR Artex RCL 100D Remote control station
- Dishwasher in galley (45' only w/2 cabin lay)
- Hard Top
- Hi-lo system for TV (TV not included)
- Icemaker on Fly
- Raymarine AIS 650
- Raymarine Platinum Package
- Safe
- Seakeeper Stabilizer (Includes upgraded generator)
- Set of linen (crew cabin excluded)
- Set of linen - crew cabin
- Set of linen - Sofa bed in salon
- Set of towels for one person with Azimut Log
- Stern thruster (6Kw on 48, 6.5Kw on 54' & 68Kw on 64' & 10Kw on 70')
- Teak on flybridge deck (forward section on 6)
- Telescopic gangway
- Toilet with bidet faucet feature
- Two floodlights installed on aft flybridge
- Washer and dryer units in lower deck
- Weather proof extra socket
- Winecooler (excludes icemaker on 64')
- ADVANCED PACK:
- RAYMARINE PLATINUM CAMERA PACKAGE
- BLACK OUT CURTAINS MAIN DECK & SLEEPING CABINS
- DELUXE SALON DOOR CURTAIN
- WOOD FLOORS IN SALON, DINETTE AND LOWER HELM AREAS
- FRIDGE W/GRP UNIT IN COCKPIT
- ELECTRIC BIMINI TOP ON BOW
- BOW TABLE
- FLYBRIDGE BOW DINETTE ELECTRIC
- HI-LO & TABLE
- CO-PILOT SEAT FLY
- CO-PILOT SEAT MAIN HELM
- FLYBRIDGE HATCH
- BBQ STATION ON AFT FLYBRIDGE
- COVER FOR BBQ STATION
- PALISSANDRO MARBLE FOR MASTER HEAD TOP
- PALISSANDRO MARBLE FOR VIP HEAD TOP

- PALISSANDRO MARBLE FOR PORT GUEST HEAD TOP
- PALISSANDRO MARBLE FOR STBD GUEST HEAD TOP
- ALL MASTER SHOWER BOX WALLS IN PALISSANDRO MARBLE
- UPGRADED FOAM MATTRESSES
- DOCKING STATION COCKPIT
- DIMMERS ON FLY
- STORAGE IN ENGINE ROOM
- STAINLESS STEEL HORN

Deck And Cockpit

- Access via gates from both sides (in 316 stainless steel)
- 316 stainless steel pulpit on side wash-board
- Chocks in 316 stainless steel
- Thick tempered glass windows glued to the surrounding structure without any metal frame
- Watertight side door on superstructure for access to saloon from starboard side
- Rubber fender holder with stainless steel insert along hull side and side cigars
- Diesel and fresh water refills on side walkways
- Black water tank discharge outlet on side walkways
- 2 midway bits per side
- Walkways: teak covering
- Electric windows on port side (galley)
- 2 side disembarkment doors on wash-board, in stern cockpit
- 4 openable line-holder lockers on bulwarks
- 2 lockers and side compartments (below the warping stations)
- Storage lockers (2) forward
- Fender-holder locker in transom
- Shoe rack in cockpit seat (starboard side)
- Warping winches
- Stern mooring bits in 316 stainless steel
- Salon access door with 3 stainless steel/glass panels
- Cockpit bench
- Access to engine room via pantograph door in transom (port side) and escape hatch in cockpit floor
- Lighting: LED spotlights on ceiling
- Swimming platform lighting
- Teak table in cockpit
- Shore water intake
- Shower with hot and cold mixer tap
- Manual swimming ladder (starboard side)
- INSTALLABLE TENDER:
- Working dimensions of platform: 4.25 x 1.35 m-effective load (excluding GRP,

teak and ladder): 480 kg

- Davit payload: 500 kg
- Hypothetical Williams Tender: 325 (stern) - 285 (fly)

Bow

- 2700W winch
- Anchor winch controls
- Chain locker with drainage and fender housing
- Chain wash pump
- Chocks
- Poolanker 65kg anchor
- 100-meter chain, diameter 12mm
- Hawsehole for anchor
- 2 windscreen wipers
- 2 stainless steel bitts
- Hatch (VIP escape route)
- 2 bow grabrails for the sunbed cushions
- C-shaped seating
- Net covers for side windows and wind- screen
- Sunbed cushions and cup holders

Flybridge

- Can be accessed from the cockpit, via a teak-covered GRP ladder.
- Helm seat (with adjustable height) for 1 person
- Adjustable aluminum steering wheel
- Teak table
- 2 watertight loudspeakers
- Fore sundeck with cushions (port side)
- C-shaped seating (port side)
- Glass-holder for passenger and pilot
- Plexiglas windbreak with steel frame
- Possibility of housing a jet ski or tender measuring 2.85 m
- Roll bar in carbon fiber, handrails/grabrails in steel
- MAN display
- The pilot console consists of: -BRONZE series electronic navigation instruments - Communication systems (VHF) -Engine start-up -Steering wheel -Bow thruster control -Bow anchor winch control -Audible alarm control -Trim tab control -12V socket -Chain meter counter control -Bar cabinet with sink, fridge, barbecue -LED navigation lights -Adjustable spot and spot guide

Wheel House

- Access via watertight door, from starboard walkway
- Rudder angle indicator
- MAN control instruments
- 12V socket
- Autopilot
- 1 electrically adjustable helm seat
- Adjustable steel rudder
- Chain meter counter
- Magnetic compass
- 24V + 220V electric panel
- Cigarette lighter 12V socket
- Controls for: Activation of: bow anchor winch, adjustable spot, bow-thruster, windscreen wiper-washer, trim tabs, fire fighting pump, engine start-up, electronic engine remote controls (handles)
- MAN display
- Multifunction display (integrated in Raymarine)
- Alarm indicator lights for: bow bilge, engine room bilge, rudder hold bilge, high gray water level, high black water level, Racor filters, navigation lights, shore power sockets, low battery voltage, low diesel level, fresh water tank level gauge, diesel tank level gauge.

Interior

Salon

- Carpeted floor
- Fore sofa (port side) (2 seats) and aft sofas (8 seats) with storage
- Cabinet at salon entrance (starboard side), with integrated glass-holder
- TV system with aerial
- Dining table in saloon (starboard side) for 8 people
- Galley (port side)
- Furniture in pickled oak + HiGloss pre- stressed ebony
- Cabinet for tableware beneath the helm seat
- Stairs leading below deck (in bow area)
- Roman blinds
- Salon door blind

Galley

- Hood integrated in the wall unit

- Wooden floor
- Window with electric opening
- Light-colored agglomerate worktop and riser
- 1 stainless steel sink
- Drawers and wall units
- Four-burner glass ceramic range with stainless steel pan holder
- Microwave oven + grill. Capacity: 28.3 l
- 240 l fridge/freezer

Corridor to access below-deck area

- Carpeted floor
- Spotlights
- 2 storage lockers

Owner's Cabin (Mid-Ship)

- Accessed from corridor
- Double bed + storage
- Mattress, pillows and bedspread
- Fabric headboard
- 1 fore armchair on starboard side
- 1 aft armchair on starboard side
- 2 headboard wall lights
- Furniture in pickled oak + HiGloss pre-stressed ebony.
- Wardrobe (port side) astern
- Chest of drawers
- Vanity top (starboard side)
- TV system
- Drawers below the TV
- LED spotlights
- 2 openable portholes (1 on each side)
- 2 windows (1 on each side)
- Direct access to head
- Carpeted floor
- Venetian blinds

Owner's Head

- Access from owner's cabin
- TECMA toilet
- 2 washbasins with top in light-colored agglomerate

- 2 taps
- Flush-mounting mixer tap for shower
- Stainless steel shower enclosure with glass panels and oak grating
- Stainless steel soap-dish in shower
- 2 cupboards + 2 wall units
- Wooden flooring
- LED spotlights
- 1 openable porthole with curtain
- 1 air extractor
- Chrome head accessories

VIP Cabin

- Double bed with storage
- Mattress, pillows and bedspread
- Wooden headboard
- Furniture in pickled oak + HiGloss pre-stressed ebony.
- 2 wardrobes
- 2 wall units
- 2 headboard wall lights
- LED spotlights
- Windows with 2 openable portholes (1 on each side)
- Hatch for emergency exit onto bow sun- deck
- Direct access to head
- TV system
- Carpeted floor
- Venetian blinds
- Fabric-upholstered bulwarks

VIP Head

- Access from VIP cabin
- TECMA toilet
- 1 washbasin with top in light-colored agglomerate
- 1 tap
- Stainless steel shower enclosure with glass panels
- Stainless steel soap-dish in shower
- Wall cabinet
- Wooden flooring
- LED spotlights
- 1 round openable porthole with curtain
- 1 air extractor
- Chrome head accessories

Guest Cabin (starboard side)

- 2 single beds with storage
- Mattress, pillows and bedspread
- Furniture in pickled oak + HiGloss pre-stressed ebony.
- 1 wardrobe
- 1 nightstand
- Fabric bulwark upholstery
- Window with 1 openable porthole
- TV system
- Carpeted floor
- 2 wall lights
- Direct access to head
- LED spotlights
- Venetian blinds

Guest Head (starboard side)

- Access from guest cabin
- TECMA toilet
- 1 washbasin with top in light-colored agglomerate
- 1 tap
- Stainless steel shower enclosure with glass panels
- Stainless steel soap-dish in shower
- 1 wall cabinet
- Wooden flooring
- LED spotlights
- Openable porthole with curtain
- 1 air extractor
- Chrome head accessories

Guest Cabin (port side)

- 1 double bed + storage
- Mattress, pillows and bedspread
- Wooden headboard
- Furniture in pickled oak + HiGloss pre-stressed ebony
- 1 wardrobe
- 1 nightstand
- Fabric bulwark upholstery
- 2 wall lights
- LED spotlights
- Window with 1 openable porthole

- Venetian blinds
- Direct access to head
- TV system
- Carpeted floor

Guest Head (port side)

- Access from guest cabin and from corridor
- TECMA toilet
- 1 washbasin with top in light-colored agglomerate
- 1 tap
- Stainless steel shower enclosure with glass panels
- Stainless steel soap-dish in shower
- 1 wall cabinet
- Wooden flooring
- LED spotlights
- 1 round openable porthole with curtain
- 1 air extractor
- Chrome head accessories

Crew Room

Consisting of 2 rooms: a cabin with porthole for the captain and a shared crew room, both with:

- 1 bed (mattress, pillows and bedspread)
- Access to the crew area via the transom
- Laminate flooring
- Laminated furniture
- Storage cabinets
- 1 washer-dryer in the shared room
- 1 escape hatch in the shared room

Crew Head

- TECMA toilet
- Cabinet with sink
- Washbasin mixer tap
- Shower with curtain and grating
- Chrome soap-dish and glass holder
- 1 openable porthole with curtain

Technical Features

Electric system

-Main Characteristics-

- The voltage levels on the boat are as follows: 110V for 60Hz version, 24V DC, 12V DC
- The main electric panels are installed in: -crew room astern -wheelhouse
- Utilities - main electric panel located in the crew room: -24V -230V
- Utilities - electric panel located in wheel- house: -12V -24V -230V
- Junction boxes are installed in all areas.

Shore Power Sockets

- 2 sockets - 220V, 50Hz (port side)
- 1 Mastervolt battery charger 24V 80A for the service batteries

Lights and Sockets

- AC sockets: 220V for main utility power supply, EU type
- DC sockets: cigarette lighter type (wheelhouse) + USB socket
- 24V lighting (LED)
- 24V watertight external lights (LED)

Electronic Navigation Instruments

- Batteries
- 16 AGM 90Ah 24V batteries (total: 540 AH), of which:
 - 6 for services
 - 6 for engine start-up
 - 4 for the thruster
 - 1 AGM 70AH 12V battery for generator
 - 1 Mastervolt battery charger 12V 10A for the generator

Bilge System

Central system with intakes in each compartment, connected to main manifold located in engine room:

- 4 automatic motor pumps: -2 electric pumps with manual and/or automatic activation below the bed in the owner's cabin
 - 1 electric pump with manual and/or automatic activation, in the engine room astern, under the generator unit
 - 1 electric pump with manual and/or automatic activation, in the steering areas, with access from the crew room
- 2 manual pumps: -1 manual pump under the floor of the owner's cabin, in front of

the bed -1 manual pump in the cockpit locker under the cockpit emergency panel, where there is also a selector to choose suction either from the engine room or from the steering area

- 3-way valve on engine cooling
- 4 bilge level alarms
- Emergency intake in engine room connected to one of the two engine seawater intakes

Fire Extinguishing System

- Fire extinguisher system located in engine room
- 2 hydrants connected to a 24V motor pump
- Fuel delivery to engine shut-off
- 1 powder extinguisher (12kg) with support

Remote Fuel Shut-off

- USA version 1 SEAFIRE FD-1300M type cylinder (gas used: FM-200) in engine room for local discharge. SEAFIRE Engine Shutdown System to switch off engines, generators, extractors and fans automatically when the gas is discharged

Fuel System

- 2 linked steel tanks (each with capacity of 2,600 l) located in engine room
Electronic level gauge for starboard diesel tank, with display in the wheelhouse
- Optical diesel level gauge on port tank
- Double filters for engines

Fresh Water System

- Steel tank with a capacity of 1100 l
- Water filling from walkway
- Level sensor and status indicator in wheelhouse
- Tank discharge
- 100-liter water heater
- Connection for water supply directly from shore
- Hot/cold water line
- Cold water line in engine room
- Fresh water toilet flushing

Black Water System

- 2 polyethylene tanks (total capacity 450 l)
- Level sensor
- Pump operating button
- Tank discharge pipe
- Macerator pump in every toilet – 24V, 70 l/min

- Sea outlet

Gray water system

- 1 AISI 304 steel tank with a capacity of 500 liters
- Water drainage directly into the sea, with 3-way valve
- Pump switch
- 24V centrifugal pump (70 l/min)
- Level sensor and status indicator in wheelhouse

Seawater system

- Engine cooling
- Generator unit cooling
- Conditioner cooling
- Chain washdown
- Cockpit washing

Hydraulic System

- 1 independent steering gear pump
- 1 24V electro-hydraulic pump for trim tabs
- 1 24V electro-hydraulic pump for gang- way and swimming platform
- 1 24V pump for engine and generator oil change

Ventilation

- Natural engine room ventilation
- Engine room air extraction via 4 extractors (3300 mc/h)
- Head extraction system with dedicated extractor for each head (apart from crew head)

Engine Room

- Access from crew room, cockpit
- Bilge drainage pump for cooling the engines

Gas Outlets

- Immersed exhaust system with bypass
- Stainless steel outlet pipes
- Underwater outlet via structural duct in GRP
- Minimum bypass pipe for gas outlet with boat stationary or traveling at reduced speed
- Water/fumes separator for generator with side exhaust

Air Conditioning System

Air conditioning (one version only - 120,000 BTU):

- 48,000 BTU for the salon
- 24,000 BTU for the windscreen area
- 42,000 BTU for the cabins: 16,000 BTU for the owner's cabin + 10,000 BTU for the VIP cabin + 8,000 BTU for the starboard guest cabin + 8,000 BTU for the port guest cabin)
- 6,000 BTU for crew room
- A/C controls in all the cabins, the saloon and the dinette
- Delivery in owner's head and VIP head

FANCOILS:

- 4 for saloon + dinette
- 2 for windscreen
- 2 for owner's cabin
- 1 for VIP cabin
- 1 for starboard cabin
- 1 for port cabin
- 1 for crew room

Equipment

- 1 hook for telescope
- 5 anchor lines
- 24 fender lines
- 1 safety system for anchor
- 8 fenders
- 8 black fender covers
- 1 Owner's Manual
- 1 stainless steel cutlery service
- 1 set of china plates
- 1 set of glasses
- 1 set of stainless steel cooking pans
- 5 sets of towels (with logo)
- 1 bottle of "MONSORDO MAGNUM"
- 1 clock with glossy brass case
- 1 barometer with glossy brass case
- 4 float key-holders
- 1 bag (with logo) for storing the manuals
- 1 remote control holder (with logo)
- 1 bag for holding the shower tube
- 1 routine maintenance kit for steels
- 1 pin wrench for locking stainless steel pin




Exclusions

Owner's personal belongings.

Disclaimer

The Company offers the details of this vessel or yacht in good faith but cannot guarantee or warrant the accuracy of this information nor warrant the condition of the vessel. A buyer should instruct his representatives, agents, or his surveyors, to investigate such details as the buyer desires validated. This vessel or yacht is offered subject to prior sale, price change, or withdrawal without notice.

PHOTOS











CONTACTS

Andrey Shestakov, leading yacht broker of the sales department of Shestakov Yacht Sales Inc. Shestakov Yacht Sales Inc., the official representative of the Miami/Fort Lauderdale FL headquarters.

Contact details

Email: **andrey@shestakovyachtsales.com**

Web: shestakovyachtsales.com/en/

Telephones

USA: **+1(954)274-4435**

Office hours

Monday – Saturday: **9:00 - 21:00** EDT

Sunday: **closed**

Address



Harbour Towne Marina, 850 NE 3rd St, STE 213, Dania, FL 33004