

## LADY DE ANNE V — HARGRAVE



**Builder:** HARGRAVE

**Year Built:** 2004

**Model:** Motor Yacht

**Price:** PRICE ON APPLICATION

**Location:** United States

**LOA:** 96' 8" (29.46m)

**Beam:** 20' 0" (6.10m)

**Min Draft:** 5' 8" (1.73m)

**Max Draft:** 5' 10" (1.78m)

**Cruise Speed:** 18 Kts. (21 MPH)

**Max Speed:** 21 Kts. (24 MPH)

Our experienced yacht broker, Andrey Shestakov, will help you choose and buy a yacht that best suits your needs **LADY DE ANNE V — HARGRAVE** from our catalogue. Presently, at **Shestakov Yacht Sales Inc.**, we have a wide variety of yachts available on our sale's list. We also work in close contact with all the big **yacht manufacturers** from all over the world.

If you would like to buy a yacht **LADY DE ANNE V — HARGRAVE** or would like help answering any questions concerning purchasing, selling or chartering a yacht, please call **+1(954)274-4435**

# TABLE OF CONTENTS

TABLE OF CONTENTS	2
SPECIFICATIONS	7
Basic Information	7
Dimensions	7
Speed, Capacities and Weight	7
Accommodations	7
Hull and Deck Information	8
Engine Information	8
DETAILED INFORMATION	9
Walkthrough	9
Salon	9
Dining Salon	10
Day Head	10
Galley	10
Skylounge	11
Helm Equipment	11
Accommodation Foyer	11
Master Cabin	12
Master His/Her Head	12
Starboard Side Guest Cabin	13
Starboard Guest Head	13
Port Guest Cabin	13
Port Guest Head	14
VIP Cabin	14
Crew Foyer/Lounge	15
Captain's Cabin	15
Captains Head	15
Crew Cabin	15

Crew Head	16
Foredeck	16
Aft Deck	16
Boat Deck	17
Tender	17
Coach Roof Equipment	17
Engine Room	17
Electrical	18
2017 Audio Visual Update	19
Notes:	19
Remarks	19
Exclusions	19
Disclaimer	19
Exclusions	20
Disclaimer	20
PHOTOS	21
Salon Looking Foward	21
Salon Looking to Port	21
Salon Looking Starboard	21
Salon Looking Aft	21
Salon Looking Aft to Port	21
Salon Looking Aft to Starboard	21
Salon/Dining Looking to Port	21
Dining Area Looking Forward to Port	21
Dining Area	22
Dining Area	22
Dining Area Looking Aft	22
Day Head	22
Galley Looking Forward	22

Galley Looking Aft	22
Galley to Starboard	22
Wine Cooler	22
Extra Refrigeration & Pantry	23
Galley Looking Forward	23
Country Kitchen Dining	23
Galley/Dining to Port	23
Stairs to Skylounge	23
Skylounge Looking Forward	23
Skylounge Looking Aft	23
Skylounge Settee	23
Skylounge Looking Aft	24
New 49" 4K TV	24
Skylounge Office Area	24
Helm Area	24
Helm	24
Helm Looking to Port	24
Master Looking Aft	24
Master	24
Master	25
Master to Starboard	25
Master to Port	25
Master Looking Aft	25
Master to Port	25
Starboard Master Head	25
Center Shower/Jacuzzi	25
Port Master Head	25
Starboard Guest Looking Aft	26
Starboard Guest Looking Forward	26

---

Starboard Guest Head	26
Port Guest Looking Forward	26
Port Guest Looking Aft	26
Port Guest Head	26
VIP Looking Forward	26
VIP Looking to Port	26
VIP Looking to Starboard	27
VIP Head	27
Crew Electrical Panel	27
Crew Lounge	27
Captain's Cabin	27
Captain's Head	27
Crew Cabin	27
Bow	27
Bow	28
Anchor Detail	28
Side Decks	28
Aft Deck	28
Aft Deck Looking to Port	28
Aft Deck Looking to Starboard	28
Aft Deck	28
Aft Deck	28
Boat Deck	29
Boat Deck	29
Hot Tub	29
Hot Tub	29
2500 lb. Crane	29
Boat Deck	29
DL 360 Tender	29

---

---

DL 360 Tender	29
Boat Deck Grill	30
Engine Room	30
Engine Room	30
Port Engine	30
Starboard Engine	30
Starboard Gen	30
Alternate Profile	30
Alternate Profile	30
Alternate Profile	31
Alternate Profile	31
Alternate Profile	31
GA	31
CONTACTS	32
Contact details	32
Telephones	32
Office hours	32
Address	32

---

# SPECIFICATIONS

---

## Basic Information

---

**Category:** Motor Yacht

**Model Year:** 2004

**Year Built:** 2004

**Country:** United States

**Vessel Top:** Enclosed P.H. W/Sundeck

## Dimensions

---

**LOA:** 96' 8" (29.46m)

**Beam:** 20' 0" (6.10m)

**Min Draft:** 5' 8" (1.73m)

**Max Draft:** 5' 10" (1.78m)

## Speed, Capacities and Weight

---

**Cruise Speed:** 18 Kts. (21 MPH)

**Cruise Speed Range:** 1200

**Max Speed:** 21 Kts. (24 MPH)

**Displacement:** 220000 Pounds

**Gross Tonnage:** 110 Pounds

**Water Capacity:** 600 Gallons

**Holding Tank:** 150 Gallons

**Fuel Capacity:** 3413 Gallons

## Accommodations

---

**Total Cabins:** 4

**Total Berths:** 6

**Sleeps:** 8

**Total Heads:** 6

**Crew Cabin:** 2

**Crew Berths:** 3

**Crew Sleeps:** 3

**Crew Heads:** 2

---

## Hull and Deck Information

---

**Hull Material:** Fiberglass

**Deck Material:** Fiberglass

**Hull Configuration:** Semi-Displacement **Hull Designer:** Hargrave

**Exterior Designer:** Hargrave

**Interior Designer:** Designs by Shelly

---

## Engine Information

---

**Engines:** 2

**Manufacturer:** Caterpillar

**Model:** 3412

**Engine Type:** Inboard

**Fuel Type:** Diesel



---

# DETAILED INFORMATION

---

## Walkthrough

---

Boarding is from the Swim Platform or the Aft Deck side boarding gate. The spacious Aft Deck has both fixed and loose seating options. Molded stairs lead to the Boat Deck.

A sliding door leads to the Salon with an intimate seating group to port and a popup TV to starboard.

Further forward is a six place dining table and stairs up to the Skylounge or below to the cabins. Next forward is the large Galley with a built in dinette and Day Head.

Two cabins for the crew are forward. The main accommodation steps lead to a large Master Cabin aft with His and Her Heads separated by a large tub/shower.

Forward is king size VIP Cabin. Between are two twin cabins, all en suite.

The Skylounge has a built in settee, desk and of course the Pilothouse.

The Boat Deck next aft has a hot tub, tender and an area for loose seating.

## Salon

---

Entered via an automatic dark glass doors the Salon has a very bright and airy feeling due to the large side windows, lighter nut color satin finished cherry joinery and no bulkheads forward till the Galley.

Immediately to port upon entering is an intimate seating group consisting of two upholstered sofas, two matching chairs and a large coffee table with a Chinese motif. At each corner of the outboard sofa is a round coffee table with a Lacewood top table lamp above. All the way aft is a lit art niche with an AC cabinet below. At the forward end of the inboard couch is another storage cabinet and the back side of the low back of cabinet that separate the Salon and Dining areas. Within is a popup 40" Samsung 4K UHD TV (new 2017).

To starboard when entering the Salon is a four door curved cabinet containing the entertainment system. It consists of a Yamaha AV receiver, a Sony Blue Ray player, a new Direct TV HD Sat TV receiver and a Miles Audio speaker selector box. Below is room for a large library of DVD's and Blue Ray discs.

Next forward is a curved front bank of 12 storage cabinets with the attractive Lacewood joinery as a horizontal surface.

To both port and starboard are large side windows covered with Roman shades, a

curved soffit with rope lighting above, 28 overhead halogen mini spots, soffit type AC delivery and four stereo speakers. The sole is carpeted.

---

## Dining Salon

---

The Dining Salon is open to the Main Salon aft but its own separate space by the TV cabinet are the ceiling detail that mimics the oval table shape.

The dining table seats six to eight and is surrounded by eight cherry cabinets and four drawers that easily accommodate the table settings and accessories. The oval ceiling detail has six dimmable overhead lights. Forward is a marble topped cabinet with a perfect place for your prized artwork to hang above. Also in the Dining Salon is a glass front stemware/glass cabinet to starboard plus the stairs to the Skylounge and Accommodation Deck as well as the Day Head. Above are 13 halogen mini spots and two stereo speakers, large side deck windows with Roman shades are port and starboard.

---

## Day Head

---

The Day Head is ample size. A bow front cherry cabinet has four cabinet doors below and a white China sink set upon an Absolute Black countertop.

The toilet is a full size Head Hunter model. The sole is Emperdor light marble with an Absolute Black border. The ceiling is mirrored with four lights and an exhaust fan.

---

## Galley

---

The Galley is next forward behind a sliding cherry pocket door.

With eleven windows the area is very light and airy. The appliances are both port and starboard with an island in the center with ample storage below.

Galley Equipment: Ubatuba granite green/grey in color (27) White lacquer cabinet doors (6) White lacquer cabinet drawers GE four burner Ceran top cook top GE stainless steel wall oven GE stainless steel built in microwave/convection oven GE stainless steel upright fridge freezer w/water & ice in door Franke under mount stainless steel sink Removable spray faucet (2) Stainless steel Sub Zero fridge drawers to starboard (2) Stainless steel Sub Zero freezer drawers to starboard GE stainless steel dishwasher Sub Zero glass door wine cooler to starboard GE disposal under sink 24" Samsung TV (16) Overhead halogen mini spots Granite Island Raised settee to seat 4 -5 w/granite table on a twin pedestal wood base Five shelf pantry Roman shades on windows Lonseal sole (faux teak) Starboard side, side deck door w/wood trim

---

## Skylounge

---

Up ten covered steps adjacent to the dining table is the Skylounge.

To port is a large U shaped leather settee with storage below that offers excellent seating. A round coffee table lies in front. To starboard inboard of the stairs is a curved cabinet with a 49" Samsung 4K UHD TV (new 2017) and a cabinet with a Yamaha AV receiver (new 2017), Direct TV HD Sat TV (new 2017) receiver, Sony Blue Ray player (new 2017) with Netflix (etc) capability.

Aft is a large sliding door to the Boat Deck.

Forward to port is an Owner/Captain's desk with six drawers and a large work area with an all in one printer.

The large side windows are covered shades.

Forward is the full beam helm with two leather helm chairs. To starboard outboard of the helm is a U Line drink/fridge/icemaker, an occasional barrel chair and a large cabinet door giving access to the area under the helm.

Above are 20 halogen dimmable mini spots and a round ceiling detail with six additional halogen mini spots.

---

## Helm Equipment

---

Furuno 1953C 12 Kw 6' 72 mile color black box radar Furuno Network sounder 600w/1000w 50/200 khz Raymarine ST 7001+ autopilot Furuno Nav Net GPS w/10.4" screen plotter/radar Samsung monitor for CCTV KEP monitor for GPS/plotter (2) Icom M602 VHF's w/DSC Raymarine ST 60+ depth Raymarine ST 60+ wind Nobletec software for chart navigation – latest version (2) CAT LCD engine monitors Furuno heading sensor Raymarine Ray Nav 300 GPS (2) Panasonic CCTV fully adjustable cameras Danforth 5" magnetic compass (2) ACR RCL-100 searchlights w/remote controls (4) Overhead night Navigation lights Glendinning engine controls Naiad Marine Multisea II digital stabilizer controls Synchronizer controls (3) Wipers/washers (2) Windlass controls (4) Bilge pump monitor/controls w/high water alarm (2) Sea Fire override controls (5) Wema fuel tank gauges Key start/stop switches

---

## Accommodation Foyer

---

Down eight curved carpeted steps just aft of the steps to the Skylounge is the Main Accommodations Foyer. At the bottom of the stairs is a curved four door cabinet with an Emperor light marble top. Above is a framed mirror with two down lights.

Aft is a cabinet with a GE Spacemaker washer/dryer behind cherry doors. Aft is the twin door entrance to the Master.

Forward are port and starboard matching twin en suite cabins. All the way forward is the full beam VIP Suite.

---

## Master Cabin

---

Entered via twin cherry doors is the Master Suite. Centered on the aft bulkhead is a king size berth with an upholstered headboard set upon a three panel smoked beveled mirrored bulkhead with a small mirrored soffit above.

There are four drawers and rope lighting below the berth. To either side is a Lacewood topped nightstand with a sconce light above. Two dedicated reading lights are on the soffit above.

On the opposite bulkhead from the berth is a built in Samsung 46" LCD TV with a Sony Blue Ray player (new 2017).

To port are two cabinets, one with a digital safe within. Next aft is a double door cedar lined auto lit hanging locker. Next aft is a vanity with a drawer and further forward is a bank of four drawers. Above behind sliding Soji screens, are two large fixed deadlights. Next aft is the door to the port His/Her Head.

To starboard starting forward is a large two door auto lit cedar hanging locker and a bank of six drawers with two deadlights behind sliding Soji screens. Next aft is the door to the starboard His/Her Head.

Also in this cabin is a JVC AM/FM/CD stereo, 16 overhead dimmable halogen mini spots, a bound carpeted sole and rope accent lighting.

---

## Master His/Her Head

---

Identical His and Her Heads flank a large Jacuzzi tub/shower with a handheld or wall mounted fixture. Twin glass doors and matching side lights make the area seem very spacious. The tub shower also has two overhead lights and an exhaust fan.

Each Head has the following features:

Bow front vanity with five drawers and three cabinets below, an Emperdor dark countertop with an under mount Kohler china sink, three beveled edge mirrored medicine cabinet doors and an additional cherry cabinet. Outboard above the Head Hunter full size toilet is a fixed oval deadlight behind a sliding Sojo screen.

The sole is Emperdor light marble with an Emperdor dark marble border. The overhead is mirrored with four halogen mini spots.

---

## Starboard Side Guest Cabin

---

The Starboard Side Guest Cabin is entered via the aft end. Looking forward are two twin beds off the forward bulkhead.

Each berth has two drawers below. Between is a two door, one drawer nightstand. The headboard is upholstered. Above is a mirrored panel with a single sconce light affixed to the mirror. The outboard bulkheads have mirrored panels. Each berth has a dedicated halogen reading lamp above.

Above the outboard berth are sliding Soji panels with an opening stainless steel porthole. At the foot of the board berth is a cedar lined auto lit hanging locker.

Also in the cabin is a 15" Sharp LCD TV, a JVC AM/FM/CD player, two speakers and six additional halogen mini spots.

All the way aft is the entrance to the en suite Guest Head.

---

## Starboard Guest Head

---

The Starboard Guest Head has a bow front vanity with two cabinet doors and a drawer below. Above on a red marble countertop is a Kohler under mount china sink. Above are three beveled edge mirrored medicine cabinet doors.

The stall shower has a clear glass bi fold door, a red marble shelf and seat, an opening stainless steel porthole and shade plus a wall mounted or handheld fixture, a light and an exhaust fan.

The sole of the Head is Emperdor light marble with a red marble border.

The overhead is mirrored and has four halogen mini spots.

---

## Port Guest Cabin

---

The Port Guest Cabin is entered via the forward end. Looking aft are two twin beds off the aft bulkhead.

Each berth has two drawers below. Between is a two door, one drawer nightstand. The headboard is upholstered. Above is a mirrored panel with a single sconce light affixed. The outboard bulkheads have mirrored panels. Each berth has a dedicated

halogen reading lamp above.

Above the outboard berth are sliding Soji panels with an opening stainless steel porthole. At the foot of the board berth is a cedar lined auto lit hanging locker.

Also in the cabin is a 15" Sharp LCD TV, a JVC AM/FM/CD player, two speakers and six additional halogen mini spots.

All the way forward is the entrance to the en suite Guest Head.

---

## Port Guest Head

---

The Port Guest Head has a bow front vanity with three cabinet doors and a drawer below vanity. Above on a Emperdor dark marble countertop is a Kohler under mount china sink. Above are two beveled edge mirrored medicine cabinet doors.

The stall shower has a clear glass bi fold door, an opening stainless steel porthole and shade plus a wall mounted or handheld fixture, a light and an exhaust fan.

The sole of the Head is Emperdor light marble with a Emperdor dark marble border.

The overhead is mirrored and has three halogen mini spots.

---

## VIP Cabin

---

All the way aft is the private VIP Cabin.

Entering from the aft end a king size berth is off the port bulkhead. Below the berth are six drawers and rope lighting in the toe kick. Each side of the berth has a two drawer nightstand with a sconce light above. The berth has an upholstered headboard with sliding Soji screens above concealing two opening stainless steel portholes. A small mirrored soffit area above the berth has two halogen reading lights.

Aft is a two door cedar lined auto lit hanging locker plus a three shelf storage locker.

Forward of the berth in a curved corner cabinet is a Sharp 20" LED TV and an MB Quartz AM/FM/CD player. Below is a two door curved storage locker.

To starboard is the VIP Head with a bow front vanity with three cabinet doors below and an Absolute Black granite countertop and a Kohler under mount sink. Above are two beveled edge mirrored medicine cabinet doors. The stall shower has a clear glass bi fold door, a handheld or wall mounted fixture, a granite seat, an exhaust fan and light plus a two door storage cabinet.

The toilet is a full size Head Hunter model. Also in the VIP Head is a mirrored overhead

with four halogen mini spots and an AC vent. The sole is Emperdor light marble with an Absolute Black granite border.

---

## Crew Foyer/Lounge

---

Down six carpeted steps from the Galley is the Crew Area. At the base of the stairs is an L shaped settee and table facing a 16" Sharp Aquos TV and a JVC AM/FM/CD stereo.

Outboard are two storage cabinets and an opening stainless steel porthole with drapes. Inboard is a two door cherry cabinet concealing a GE stacked washer dryer and a full height storage locker. The sole is teak and holly. The Captain's Cabin is forward and the Crew is to port.

---

## Captain's Cabin

---

All the way forward is the private Captain's Cabin with an island double berth on centerline. Built in shelves serve as nightstands. There is an un upholstered headboard set upon two beveled edge mirrored panels with scone lights. To both port and starboard behind sliding Soji screens are opening stainless steel portholes. Above the berth is a ventilation hatch. To both port and starboard are built in steps to the berth. Aft to starboard is the private Captain's Head.

To port is an auto lit cedar lined hanging locker followed by a 15" Sharp Aquos TV with four cabinet doors below. The sole is teak and holly. Above are eight halogen mini spots with two dedicated reading lights.

Also in this cabin is an MB Quartz stereo and two stereo speakers.

---

## Captains Head

---

The Captain's Head has a bow front vanity with two cherry doors below and an Emperdor light marble top with an under mount Kohler china sink.

Above are two beveled edge mirrored medicine cabinet doors. The stall shower has a clear glass bi fold door, an opening stainless steel porthole with drapes, a handheld or wall mounted fixture and a large marble seat and shelf.

The overhead is mirrored and has four halogen mini spots. Above the full size Head Hunter toilet are two cherry cabinets. The sole is Emperdor light marble.

---

## Crew Cabin

---

To port is a twin upper/lower berth Crew Cabin with the berths athwartship aft. There are two drawers under the lower berth. Each berth has a reading light. Outboard is an auto lit cedar lined hanging locker.

Above are four halogen mini spots. The sole is teak and holly.

Forward is the en suite Head.

---

## Crew Head

---

The Crew Head has a bow front vanity with two cherry doors below and an Emperdor light marble top with an under mount Kohler china sink.

Above are two beveled edge mirrored medicine cabinet doors. The stall shower has a clear glass bi fold door, an opening stainless steel porthole with drapes, a handheld or wall mounted fixture and a large marble seat and shelf.

The overhead is mirrored and has four halogen mini spots. Above the full size Head Hunter toilet are two cherry cabinets. The sole is Emperdor light marble.

---

## Foredeck

---

Fiberglass nonskid decks Raised fiberglass bulwarks Hoop type stainless steel rails above bulkwarks Ample freeing ports (2) Maxwell 4000 vertical electric windlasses (2) Up & down foot switches for windlasses (2) 250 lb. stainless steel CQR type plow anchors & approx. 300' of chain for each stainless steel anchor chute Bow seat w/Sunlounge cushions & covers (3) Spring line cleats per side International Navigation lights Starboard hinged side gates Starboard cabin side Pantograph door in Galley Overhead handrail on house side windows All frameless windows (2) Deck access chain lockers Wash down spigot at port locker Bow burgee staff Port & starboard bow dunnage boxes built into trunk cabin Low level lighting, (4) port, (4) starboard

---

## Aft Deck

---

Teak over fiberglass decks Curved aft seating for 4 w/removable cushions & cover Large high gloss varnished teak table on twin stainless steel bases (4) Loose teak chairs w/matching cushions & cover (16) Overhead stainless steel trimmed lights 10) Teak tread stairs w/handrail & strep lights leading to Boat Deck Aft looking CCTV camera Port & starboard hinged boarding gates Seven step Marquipt Tide Ride ladder w/(2) handrails & dedicated storage cabinet Fiberglass cabinet to port w/U Line refrigerator, w/icemaker (2) Poly Planer stereo speakers Quick Disconnect freshwater hookup Emergency escape hatch from Engine Room Maxwell 2200 warping windlass, starboard



on Aft Deck Port & starboard hinged stainless steel gates leading to Swim Platform (5) Port & starboard teak tread steps to Swim Platform w/step lights & stainless steel rails (5) Stainless steel hoop rails Fiberglass nonskid Integral Swim Platform (2) Lockers w/electrical & cable TV inlets (3) Popup fender cleats Swim ladder receptacles Aft Deck shower cabinet Emergency fire pull lever in cabinet Shore water hookup w/pressure regulator (2) Storage lockers for lines, etc. Lazarette access hatch to steering gear

## Boat Deck

Fiberglass nonskid deck Glass & stainless sliding hatch over steps from Aft Deck Elliott 10 man canister life raft Quick Lift 2500 power rotation davit Low Profile chocks for (2) jet skis (skis no longer aboard) Low Profile chocks for tender Stainless steel hoop rails around perimeter Removable 6 step stainless ladder to Skylounge hardtop Fiberglass deck box for tender accessories Fiberglass cabinet w/220 volt Jennair electric grill, stainless steel sink under hinged fiberglass top w/storage below Built in 4 -5 person spa tub w/equipment access below molded access steps & hard cover above (2) Quartz lights facing aft Spare Fortress FX-125 anchor Varnished flag staff (4) Overhead lights at aft brow of Skylounge (2) Poly Planer stereo speakers

## Tender

11' Novurania 2012 360 DL Yamaha 40 HP, 4 stroke less than 100 hours Yamaha Command link multifunction digital dual gauge package Garmin 5415 GPS w/color map & depth Smart trim tabs, Fiberglass bow step w/Nav lights Bimini top Full cover 3 Point Spectra braid lifting bridle

## Coach Roof Equipment

(2) ACR searchlights Electric trumpet horn Fiberglass radar mast Furuno 6' open array radar antenna KVH SAT TV KVH dummy dome for balance (2) 8' VHF antennas (2) 16' VHF antennas (2) Hailer horns (2) GPS sensors Raymarine wind sensor

## Engine Room

T/CAT 3412 1400 HP main engines T/ZA 2.448 to 1 ZF model 1950 A transmissions Naiad stabilizer system model 302 w/9 sq. ft. fins & Multisea digital controls (2) Sea Recovery 1500 GPD watermakers Headhunter waste treatment system type II (2) Seafire FM 200 fire suppression system, 106 lb. gross weight each Dual Racor 1000's for each engine w/vacuum engine Tide Seal dripless shaft & rudder seal 3 ½" Stainless steel prop shafts 4 Blade Nibral 41.5" x 38" main propellers Naiad hydraulic 7 blade bow thruster in 12" tube Jabsco emergency bilge pump on port engine w/electro clutch

magneto Stainless steel safety rails at sides of each engine Oberdorfer fuel transfer pump Reverso X point oil change system 220 Volt ventilation blowers Glendinning engine controls w/(2) remotes (2) Atlantic Marine stainless steel 40 gallon water heaters (2) Racor 500 fuel filters for generators (2) Coolant recovery bottles for main engines (2) Coolant recovery bottles for generator 104 Gallon waste oil tank 100 Gallon black water tank (6) Bilge pumps (4) High water alarms Hynautic hydraulic steering system Cruiseair chilled water AC system w/(4) compressors, 144,000 BTU Husky mounted toolbox Engine Room carpet Freshwater spigot w/hose 110V Fluorescent lighting 24V Incandescent lighting Overhead rod storage for (6) rods Aircep crankcase ventilation system Port 2682 hours Starboard 2681 hours PTO off starboard engine for hydraulic system PTO off starboard transmission for hydraulic system Fuel manifold system Husky 1.8 HP household air compressor Fuel tankage location & capacity: (2) 336 Gal. tanks outboard of main engine (2) 384 Gal. tanks outboard of main engine (1) 665 Gal. tank below VIP sole (1) 648 Gal. tank below Master sole (1) 660 Gal. tank below Guest Companionway sole Total: 3413 gallons

## Electrical

12V/24V DC electrical system 115V/230V AC 60 Hz electrical system 33 Kw Northern Lights generator in sound shield 33 Kw Northern Lights generator in sound shield (2) Glendinning CM8 100 amp shore cords systems w/100' cord 12 Volt 30 amp Dolphin battery charger for generator 24 Volt 100 amp Dolphin battery charger for house batteries 12 Volt 30 amp Dolphin battery charger for windlass Xantrex 100 watt inverter (2) Isolation transformers w/boost option (2) 12V batteries forward for windlass systems (2) 12V batteries between engines for generator (4) x 12 Volt 8D batteries house batteries (4) x 12 Volt 8D batteries main engine batteries (new 2017) (6) Battery shutoff switches (2) 50 Amp shore power inlets at transom Bonding system throughout Newmar AC/DC converter Engine Room AC panel w/(5) digital volt/amp meters Engine Room AC panel w/digital frequency meter Engine Room AC panel w/AC power management system Engine Room AC panel w/(30) 230 volt breaker protected circuits Engine Room AC panel w/(10) 115 volt breaker protected circuits Engine Room DC volt meter w/8 position digital switch (3) 200 Amp DC main breakers in Engine Room DC 24 volt panel (18) breaker protected circuits

Pilothouse panel w/ (24) 24V breaker protected circuits 8 Position digital voltmeter (12) 12V breaker protected circuits Digital 12 volt am/voltmeter

Crew Panel w/ AC 230V digital volt/amp meter (12) Breaker protected 230 volt circuits (32) Breaker protected 15 volt circuits DC 24 digital volt/amp meter (20) 24 Volt Breaker protected circuits (4) Shower sump breakers Head Hunter Tank Sentry for waste tank

---

## 2017 Audio Visual Update

---

In January of 2017 Yachtmusic.com made a \$27,0000.00 upgrade to the AV system aboard the newly purchased LADY DE ANNE V. This included the following upgrades and equipment:

40" Samsung 4K UHD Salon TV 49" Samsung 4K UHD Skylounge TV (2) Universal AV remotes, Salon & Skylounge Cradlepoint AER 1600 WiFi w/AT&T 46 modem w/several access points (3) HD Sat receivers Yamaha UHD 4K AV receiver for Salon Yamaha UHD 4K AV receiver for Skylounge (3) Sony Blue Ray player w/WiFi Integration of the entire AV system to today's standards

---

## Notes:

---

LADY DE ANNE V has seen many upgrades over the past few years. Notable among them was: 1) 2013 total repaint where the black mask was repainted white for a crisp modern look 2) New Sea Fire fire suppression systems 3) Steering system overhaul, new cylinders, hoses & pumps 4) New carpet, upholstery & bedding 5) Exhaust rebuild 6) Major air conditioning service including (6) new air handlers 7) Rudder system rebuilt 8) Teak decks & steps replaced

---

## Remarks

---

**Seller will consider trades of 50' +/- convertibles as partial payment. LADY DE ANNE V** is the third Hargrave the owners have purchased. Recognized for the value, spaciousness and quality she has been placed on the market due to time constrictions with their busy schedules. She is sorted out and ready for her new owner's adventures. She has upgrades from bow to stern and shows like a newer vessel. The satin finished cherry joinery with Lacewood accents is simply stunning!

---

## Exclusions

---

While every effort was made to list all pertinent included equipment aboard LADY DE ANNE V, there are some personal belongings aboard. Prospective purchasers should assume any item not specifically mentioned herein will not convey at closing, including all original art work and sculptures currently as shown on the yacht and all personal items as well.

---

## Disclaimer

---

Specifications are provided for informational purposes only. Data was obtained from

sources believed reliable but is not guaranteed by owner or brokers. Buyer assumes responsibility to verify all speeds, capacities, consumption's and other measurements contained herein and otherwise provided and agrees to instruct his agents to confirm such details prior to purchase. Vessel is subject to prior sale, price and inventory changes and withdrawal from market without notice.

## **Exclusions**

---

Owner's personal belongings.

## **Disclaimer**

---


The Company offers the details of this vessel or yacht in good faith but cannot guarantee or warrant the accuracy of this information nor warrant the condition of the vessel. A buyer should instruct his representatives, agents, or his surveyors, to investigate such details as the buyer desires validated. This vessel or yacht is offered subject to prior sale, price change, or withdrawal without notice.

---


# PHOTOS

---


**Salon Looking Foward**




**Salon Looking to Port**




**Salon Looking Starboard**




**Salon Looking Aft**




**Salon Looking Aft to Port**



**Salon Looking Aft to Starboard**




**Salon/Dining Looking to Port**



**Dining Area Looking Forward to Port**




**Dining Area**



**Dining Area**




**Dining Area Looking Aft**



**Day Head**




**Galley Looking Forward**



**Galley Looking Aft**



**Galley to Starboard**



**Wine Cooler**



**Extra Refrigeration & Pantry**



**Galley Looking Forward**




**Country Kitchen Dining**



**Galley/Dining to Port**



**Stairs to Skylounge**



**Skylounge Looking Forward**



**Skylounge Looking Aft**



**Skylounge Settee**



**Skylounge Looking Aft**



**New 49" 4K TV**



**Skylounge Office Area**



**Helm Area**




**Helm**




**Helm Looking to Port**



**Master Looking Aft**




**Master**






**Master**



**Master to Starboard**




**Master to Port**




**Master Looking Aft**




**Master to Port**



**Starboard Master Head**




**Center Shower/Jacuzzi**



**Port Master Head**




**Starboard Guest Looking Aft**




**Starboard Guest Looking Forward**




**Starboard Guest Head**




**Port Guest Looking Forward**




**Port Guest Looking Aft**




**Port Guest Head**



**VIP Looking Forward**



**VIP Looking to Port**



**VIP Looking to Starboard**




**VIP Head**




**Crew Electrical Panel**




**Crew Lounge**



**Captain's Cabin**



**Captain's Head**




**Crew Cabin**



**Bow**




**Bow**



**Anchor Detail**




**Side Decks**




**Aft Deck**




**Aft Deck Looking to Port**




**Aft Deck Looking to Starboard**




**Aft Deck**




**Aft Deck**




**Boat Deck**




**Boat Deck**




**Hot Tub**




**Hot Tub**




**2500 lb. Crane**



**Boat Deck**



**DL 360 Tender**




**DL 360 Tender**




**Boat Deck Grill**




**Engine Room**




**Engine Room**




**Port Engine**




**Starboard Engine**



**Starboard Gen**




**Alternate Profile**



**Alternate Profile**



**Alternate Profile**



**Alternate Profile**



**Alternate Profile**



**GA**



# CONTACTS

---

Andrey Shestakov, leading yacht broker of the sales department of Shestakov Yacht Sales Inc. Shestakov Yacht Sales Inc., the official representative of the Miami/Fort Lauderdale FL headquarters.

## Contact details

---

Email: **andrey@shestakovyachtsales.com**

Web: [shestakovyachtsales.com/en/](http://shestakovyachtsales.com/en/)

## Telephones

---

USA: **+1(954)274-4435**

## Office hours

---

Monday – Saturday: **9:00 - 21:00** EDT

Sunday: **closed**

## Address

---



Harbour Towne Marina, 850 NE 3rd St, STE 213, Dania, FL 33004