

LADY MAREA — LAZZARA



Builder: LAZZARA

Year Built: 2000

Model: Motor Yacht

Price: PRICE ON APPLICATION

Location: United States

LOA: 94' 0" (28.65m)

Beam: 23' 0" (7.01m)

Min Draft: 5' 6" (1.68m)

Cruise Speed: 19 Kts. (22 MPH)

Max Speed: 24 Kts. (28 MPH)

Our experienced yacht broker, Andrey Shestakov, will help you choose and buy a yacht that best suits your needs **LADY MAREA — LAZZARA** from **our catalogue**. Presently, at **Shestakov Yacht Sales Inc.**, we have a wide variety of yachts available on **our sale's list**. We also work in close contact with all the big **yacht manufacturers** from all over the world.

If you would like to buy a yacht **LADY MAREA — LAZZARA** or would like help answering any questions concerning purchasing, selling or chartering a yacht, please call **+1(954)274-4435**

TABLE OF CONTENTS

TABLE OF CONTENTS	2
SPECIFICATIONS	3
Overview	3
Basic Information	3
Dimensions	3
Speed, Capacities and Weight	3
Accommodations	4
Hull and Deck Information	4
Engine Information	4
DETAILED INFORMATION	5
Overview	5
Exclusions	10
Disclaimer	10
PHOTOS	11
CONTACTS	21
Contact details	21
Telephones	21
Office hours	21
Address	21

SPECIFICATIONS

Overview

Lady Marea is unique in her profile from sister ships. Her elegant lines are complemented by a custom Lazzara hard top. 4 staterooms 5 heads plus 2 crew cabins and heads fwd. Lady Marea recently completed a mechanical and cosmetic refit in excess of one million US dollars. The refit was conducted at Lauderdale Marine Center and included a full paint job and major overhaul of engines. Florida Detroit Diesel zeroed the engines. All interior wall panels and head liners. You can find a more detailed description of the extensive refit in this brochure under the heading REFIT.

Basic Information

Category: Motor Yacht

Model Year: 2001

Year Built: 2000

Refit Year: 2017

Country: United States

Vessel Top: Hardtop

Fly Bridge: Yes

Dimensions

LOA: 94' 0" (28.65m)

LWL: 79' 0" (24.08m)

Beam: 23' 0" (7.01m)

Min Draft: 5' 6" (1.68m)

Speed, Capacities and Weight

Cruise Speed: 19 Kts. (22 MPH)

Max Speed: 24 Kts. (28 MPH)

Water Capacity: 600 Gallons

Holding Tank: 300 Gallons

Fuel Capacity: 4000 Gallons

Accommodations

Total Cabins: 4

Total Berths: 4

Sleeps: 8

Total Heads: 5

Crew Cabin: 2

Crew Berths: 2

Crew Sleeps: 4

Crew Heads: 2

Hull and Deck Information

Hull Material: Fiberglass

Deck Material: Fiberglass

Hull Configuration: Modified V-Hull

Hull Color: White

Hull Finish: Polyethylene

Hull Designer: Dick Lazzara

Engine Information

Engines: 2

Manufacturer: MTU

Model: 12V 2000 Series

Engine Type: Inboard

Fuel Type: Diesel

DETAILED INFORMATION

Overview

Lady Marea is unique in her profile from sister ships. Her elegant lines are complemented by a custom Lazzara hard top. 4 staterooms 5 heads plus 2 crew cabins and heads fwd. Lady Marea recently completed a mechanical and cosmetic refit in excess of one million US dollars. The refit was conducted at Lauderdale Marine Center and included a full paint job and major overhaul of engines. Florida Detroit Diesel zeroed the engines. All interior wall panels and head liners. You can find a more detailed description of the extensive refit in this brochure under the heading REFIT REFIT 2016/2017 All new exterior paint job MOH (2) MTU 2000 Series Engines (performed by FDD) Overhaul of Generators Sparta insulation - chiller pipes & Generators Stabilizers, Hydraulic Hoses, Engine Mounts New ABT Stabilizer Control Panel Fuel Polishing System New Steering Pump Rebuilt Steering Rams New Chrome and Paint on Engines Transmission serviced All new batteries New DeAngelo exhaust system New Watermaker New Chrome plating in engineroom New tool box New carpet in staterooms, pilothouse & Main Salon New Fabric Valances Duct work and air handlers All new headliners and wall panels New Icemaker on deck (2) new refrigerators on deck New Exterior Canvas New Power Cords Davit Rebuilt New Chrome Horns Serviced tender engine and Jet Skis New Navigation Electronics (\$100,000) New teak on swim platform New Fenders and Dock Lines Rebuilt Black Water Pump Full medical link service equipment Rebuilt Anchor Windless New Bilge Pump CONSTRUCTION Hand laid-up uni-directional fiberglass, with balsa core throughout Hull below the waterline double sandwich construction. Solid fiberglass laminate keel and chines. Blister resistant gelcoat below water line Vinyvester skin coat Painted urethane finish on the exterior Balsa core reinforced stringer system Balsa core bulkheads, floors Lower sole isolated using vibration reducing discs under sole for noise reduction. MECHANICAL Acoustical and thermal insulation in engine room. Chilled water system for air-conditioning and heating, 169,500 BTU's Bilge pumps (24 Volt) Dockside water connection (2) with pressure reducing valve (forward and aft) Engine room blowers (2 @ 230 volts) Engine driven emergency bilge pump Generator and main engine sea strainers Microphor compressed air marine toilet system Fire protection system, automatic and manual Fresh water outlet in engine room Fresh water wash down on fore deck, stern deck and flybridge Aircraft type fuel lines Fuel priming pumps for engines and generators Manifold fuel filters Fuel filters for generators Main fuel tank fiberglass, auxiliary tank aluminum Electronic engine controls- combination clutches and throttles Holding tank with access for pump out Hydraulic steering, power assisted Electronic engine synchronizers Mufflers for engines and generators Under water engine exhausts with dockside by pass Oil changing system for engines and generators, 60 gallons new and used Oil reserve tank Four bladed Nibrall propellers Bronze underwater thru hull sea cocks Shafts HS 4" Aquamet 22 or equivalent Twin 2000 series 12 cylinder diesel engines, 1480 hp. DDEC electronic engine function

display Water heater 80 gallons Water system, pressurized, 230 volt, primary pump plus backup pump Water tanks, (2) linear polyethylene, FDA accepted LSR stainless rudder and drive system Stabilizers, Hydraulic NIAD Hydraulic bow thruster 40 hp Central vacuum system Diamond plate engine room floor, clear coated Compressed air outlet in engine room Custom integrated, hydraulic system for steering, emergency bilge pump, thruster and windlass operation Watermaker 1500 gallons per day Air horns Work bench ELECTRICAL Underwater Lights ISIS computer shipboard monitoring system Satellite TV with three receivers Alarms for engines, reduction gears, bilges and generators. Audible and visible Anchor light, 24 volt Batteries, heavy duty, 24 volt 4 banks: two house, two start Bonded electrical system Coded wiring system 100A/240-volt shore power inlets, (2) Two 125 ft. shore power cords with automatic reels, designed to exit engine room grill on either port or starboard side and shore power cord forward Engine room lights AC/DC Two 35kw generators with sound shields Instrument panel lights Two isolation transformers Interior lighting 110 volts and 24 volts Master control panels with AC/DC circuit breakers, voltage and amp meters Main power distribution panel Navigation light 24 volts. Receptacles, 120 volt duplex. Search light with dual controls Telephone and cable TV inlet (2) cords. Vapor proof battery switches. Hardtop lights and bulwark lights 24 volt. MAIN DECK - WIDE BODY Stainless breastplate and anchor chute with anchor chain washdown Vertical hydraulic anchor windlass with chain stopper (4500 lb. capacity) Bulwark boarding gates, port and starboard Custom designed stainless steel cleats, 2 at bow - 24", 2 at stern - 24", 4 at amidships - 18", 2 at transom deck - 18" Forward bow deck seating area with hydraulic lift lid to access storage Deck access hatch forward to crew cabin Fiberglass bulwarks Stainless steel bow rails, 2" Deck fills, water and waste removals (port and starboard) Fuel fills aft (port and starboard) Custom logo Burgee staff with flag Fore and aft deck wash downs, fresh water Stainless steel hawse pipes Dockside water connections w/ regulators Frameless windows throughout TRANSOM SPORT DECK Stairway with teak steps Swim platform Teak deck surface Fresh water hot and cold shower Hinged stanchion rail system, 2" Access door to transom pod and storage compartment TRANSOM PODS AND STORAGE COMPARTMENT Personal watercraft storage pods, port and starboard, with hydraulically activated pod doors Personal watercraft launching system with electric hoist winches Two Spark Jetskis Full beam-width storage area with ample capacity for fenders, dock lines, diving and fishing equipment Access door to engine room AFT DECK Electronic engine controls w/combination clutches, throttles, bow thruster, horns, and emergency engine stops (port and starboard stations) Access to transom sport deck Access to fly bridge, stainless steel ladder with teak treads Access to engine room through door in port deck pilaster Table with Corian top, stainless steel posts, for aft deck seating Aft deck seating group upholstered in standard Sunbrella fabric Teak aft deck side chairs with cushions (4) Aft deck fiberglass bulwarks Stainless steel hand rails, 2" Bulwark boarding gates, port and starboard Eight lights mounted in hard top, with dimmable lighting switch Four stereo speakers in hardtop Step up access to widebody deckway, access to spring line cleats Stainless steel aft deck cleats, 24", with hawsers Aft deck washdown Teak aft deck OPEN FLY BRIDGE Fully equipped control station with clutches,

throttles and bow thruster controls Windscreen with stainless rail Hot Tub Custom Lazzara Hardtop with enclosure Hydraulic davit, 4000lb capacity, with remote controls, integrated into fly bridge styling line (3) Stidd Helm chairs (two singles, one double) Bar with Corian top, sink, refrigerator / ice maker Three stools at bar Electric grill in cabinet "L" shaped seating group covered in Sunbrella Table with Corian top Stainless protection rails Dinghy storage Sunpad lounging area Access hatch to pilot house Access hatch to aft deck **RAISED PILOT HOUSE** Fully equipped control station Alarms for engines, gears, bilge, and generators, audible and visible Electronic engine controls w/ combination clutches and throttles Bow thruster control Custom forged aluminum steering wheel Master electric panels Power assisted hydraulic steering Windshield wipers and washers Raised helm flat, electronics flat, and console flat in wood veneer Dash below windows in veneer Captain's helm seat and a double helm type seat for guests or crew in Ultraleather upholstery Genuwood maple plank flooring Guest settee behind helm in Ultraleather upholstery Captain's desk with drawers, veneered Desk chair Chart storage drawers Bookshelves and cabinet, above desk, in veneer All interior surfaces on walls and mullions covered with Majilite Laminated windshield glass, ½" Access to lower level hallway Access to fly bridge companionway hatch **SALON** Port sofa upholstered Port sofa with two armchairs & large coffee table Walls upholstered in standard fabric Port and starboard veneered furniture cabinets with Crema Marfil marble tops Entertainment center to include 40" Plasma TV with lift up mechanism, stereo, VCR and CD player Bar with pull out liquor storage drawer and Corian cutting board Storage for barware Wine chiller Horizontal surfaces in Crema Marfil marble Floor to ceiling curio cabinets in veneer with mirrored backs and shelves, port and starboard Fully upholstered occasional chair in standard fabric Pleated shades and valances in standard fabric at windows Lamps for end tables (2) Fabrica carpeting with SoundDown insulating padding Windows, 3/8" tempered glass Full length glass door to aft deck Veneered mullions at side windows Floor to ceiling veneered aft salon wall columns Overhead lighting **DINING AREA** Oval dining table with leaf and six chairs, expands to seat eight China buffet cabinet, veneered, with Crema Marfil top, with silverware drawer and china fasteners Upper china cabinet, veneered, with glass doors, mirrored back and custom acrylic stemware holders Mirrored wall between upper and lower china cabinet Recessed ceiling lighting over dining table Fabrica carpeting with SoundDown insulating padding Walls upholstered in standard fabric Windows with 3/8" tempered glass Access to lower level aft accommodations Access to hallway leading to galley **DAY HEAD** Wall mounted vanity in veneer Vanity top in Crema Marfil marble, with Corian sink and veneered front Crema Marfil marble flooring Designer quality brass faucet Mirrored wall above vanity Kohler brass towel ring and fixtures Marine head system Wall covering Head door, veneered **GALLEY** Granite galley countertops with full height back splashes Stainless double sink Grohe single lever faucet Insta-hot water dispenser Lacquered cabinets Lacquered pantry cabinet Genuwood maple plank flooring Dishwasher Four burner electronic cook top Micro convection oven with exhaust fan 27" built-in oven with convection feature Trash compactor Side-by-side refrigerator and freezer with ice maker Windows with 3/8 inch tempered glass Pleated shades and valances in standard fabric at windows Walls

upholstered in standard Majilite **DINETTE** Seating for eight in custom contoured settee Granite top on dinette table Lacquered end table with granite top next to seating group Lacquered cabinets forward of seating group Television in lacquered cabinet Genuwood maple plank flooring Walls upholstered in standard Majilite Pleated shades and valances in standard fabric at windows Easily accessible storage forward of settee dinette with pneumatic lift lids **LOWER AFT FOYER** Fabrica carpet on stairs leading from main deck to lower aft accommodations Stainless steel stair hand rail Crema Marfil marble floor Foyer credenza in veneer with Crema Marfil marble top Walls upholstered in fabric Entrance to laundry center containing washer and dryer Storage for central vacuum Access to master stateroom and guest staterooms **MASTER STATEROOM** Double door access to master stateroom from lower foyer Veneered master cabin double doors Walk around king size bed with drawer storage below Innerspring mattress on bed Bed base wrapped in Majilite with wood veneer trim Padded headboard upholstered to match bed base Veneered night stands, two, with veneered insert tops Armoires in veneer, two, with veneered tops Vanity desk between armoires in veneer with veneered top Vanity chair in standard fabric Dresser in veneer with veneered top Bookcase, with shelves, veneered Entertainment center with TV, stereo, CD and VCR Fabrica carpeting throughout, installed over SoundDown insulating padding Indirect lighting Stainless steel opening ports Wall mounted reading lights Telephone outlet Walls upholstered in standard fabric Pleated shades and valances in standard fabric at opening ports Walk in wardrobe closets, (2) with shelves and closet hooks Veneered closet doors with hooks Full height mirror on inside of walk-in closet doors Refrigerator Bedspread and shams in standard fabric Upholstered chairs, two Personal safe in wardrobe closet Wall mounted emergency flash light Headliner, removable, in Majilite Winter White Gold plated, brass cast cabin door handles Gold plated wall electrical switch plates **MASTER HEAD** Tub with shower and Grohe controls Jacuzzi in tub Crema Marfil marble tub face and closeout Crema Marfil marble floor Double vanity with Crema Marfil marble top and under hung Corian sinks Designer quality faucet, fixtures and towel bars Mirrored storage cabinets over sinks Lacquered cabinet with storage below sinks Exhaust fan Marine toilet (enclosed) 120 volt receptacle with ground fault LED lighted switches Shampoo holder in shower Overhead and indirect lighting, with switches Hooks on veneered doors Veneered cabin door accessing master stateroom head Veneered head door accessing enclosed head **PORT GUEST STATEROOM** Walkaround Queen size bed with storage drawers below Innerspring mattress on bed Bed base wrapped in standard Majilite with wood veneer trim Padded headboard to match bed base Night stand in veneer with veneered top TV in overhead cabinet Quarter round storage cabinet, veneered Stereo, CD in bookshelf Veneered book cases with mirrored back on out board wall Mirrored hanging locker lined with cedar accents Stainless opening ports Private access to head Receptacle (120 volt) Telephone outlet Wall mounted reading lights Indirect lighting under bed and bookcases Fabrica carpet with SoundDown insulating padding Flush mounted halogen lighting in headliner Walkaround Queen size bed with storage drawers below Innerspring mattress on bed Bed base wrapped in standard Majilite with wood veneer trim Padded headboard to match bed base Night stand in veneer with veneered top Quarter round storage

cabinet, veneered TV in overhead cabinet Stereo, CD in bookshelf Veneered book cases with mirrored back on out board wall Mirrored hanging locker lined with cedar accents Stainless opening ports Private access to head Receptacle (120 volt) Telephone outlet Wall mounted reading lights Indirect lighting under bed and bookcases Fabrica carpet with SoundDown insulating padding Flush mounted halogen lighting in headliner Full size bed against the wall with storage drawers below Innerspring mattress on bed Bed base wrapped in standard Majilite with wood veneer trim Padded headboard to match bed base Night stand in veneer with veneered top TV in overhead cabinet Stereo, CD in bookshelf Veneered book cases with mirrored back on outboard wall Mirrored hanging locker lined with cedar accents Stainless opening ports Private access to head Receptacle (120 volt) Telephone outlet Wall mounted reading lights Indirect lighting under bed and bookcases Fabrica carpet with SoundDown insulating padding Flush mounted halogen lighting in headliner Pleated shades and valances in standard fabric at windows Bedspread and shams in standard fabric Veneered cabin door Veneered door accessing private head Hook on closet door Wall mounted emergency flash light Headliner, removable, in Majilite Winter White Gold plated, brass cast cabin door handles Gold plated wall electrical switch plates STARBOARD GUEST STATEROOM Pleated shades and valances in standard fabric at windows Bedspread and shams in standard fabric Veneered cabin door Veneered door accessing private head Hook on closet door Wall mounted emergency flash light Headliner, removable, in Majilite Winter White Gold plated, brass cast cabin door handles Gold plated wall electrical switch plates MID GUEST STATEROOM Pleated shades and valances in standard fabric at windows Bedspread and shams in standard fabric Veneered cabin door Veneered door accessing private head Hook on closet door Wall mounted emergency flash light Headliner, removable, in Majilite Winter White Gold plated, brass cast cabin door handles Gold plated wall electrical switch plates GUEST STATEROOM HEADS (3) Private access to head from stateroom Crema Marfil marble floor Crema Marfil marble vanity top with under hung Corian sink Mirrored medicine cabinet over vanity Stall shower with Grohe fixtures Brass faucets, fixtures, towel bar and ring Marine toilet Linen storage cabinet Exhaust fan 120 volt ground fault receptacle Halogen lighting overhead with LED switches Double robe hook on veneered doors PORT BOW STATEROOM (Captain's quarters) Full size berth against the wall Bed base wrapped in standard Majilite with wood veneer trim Inner spring mattress on bed Padded headboard to match bed base Storage drawers below Walls upholstered in standard fabric Dresser with six drawers, veneered top and lacquered front Overhead storage locker with lacquered doors Mirrored wall surface between dresser and overhead storage Storage lockers outboard with lacquered doors Wall mounted reading lights Hanging locker with mirrored door Pleated shade and valance over port Stainless steel opening port Floor access to lower forward bilge and pump room Indirect lighting and overhead lighting Private access to head Bedspread and shams in standard fabric Custom fitted sheets (2 sets), blanket, mattress pad and bed pillows 110 volt receptacle Fabrica carpet with SoundDown insulating padding TV, stereo and CD Veneered cabin door Veneered door accessing private head Hook on closet door Headliner, removable, in Majilite Winter White Gold plated, brass cast cabin door handles Gold plated wall electrical switch plates

STARBOARD BOW STATEROOM (Crew's quarters) Upper and lower berths Bed base upholstered in standard Majilite with wood trim Drawer storage under lower berth Inner spring mattresses on berths Bureau with four drawers, veneered top and lacquered front Outboard storage shelves Hanging locker with mirrored door Bedspread and shams in standard fabric Indirect lighting and overhead lighting Wall mounted reading lights Fabrica carpeting with SoundDown insulating padding 110 volt receptacle TV, stereo and CD Cabin door, veneered Private access to forward head Veneered cabin door Veneered door accessing private head Hook on closet door Headliner, removable, in Majilite Winter White Gold plated, brass cast cabin door handles Gold plated wall electrical switch plates FORWARD CREW HEAD Corian vanity top with under hung Corian sink Mirrored medicine cabinet over vanity Lacquered vanity front with storage doors Kohler single lever faucet Ceramic tile floor Brass fixtures, towel bars and rings Fiberglass shower stall enclosure with door Grohe hand held shower fixture Marine toilet Exhaust fan Receptacle, 120 volt ground fault Lighting with courtesy switch Robe hooks on head doors Two veneered head doors with access to port and starboard crew staterooms NAVIGATION ELECTRONICS Raised Pilot House MultiSync LCD 1760 NX, TV and Cameras* ISIS Integrated Shipboard Information System North Star 941X GPS Plotter Garmin 8600 Series GPS Plotter* KVH electronic compass Acurite weather Simrad Robertson AP20 Autopilot* Two Remote Spot Lights* Furuno Navnet Radar/Plotter Furuno Radar with MultiSync LCD screen 1810X 3 HARD WIRED VHF Radios 6 Hand held VHF Radios with PTT *Also on Fly Bridge






Exclusions



Owner's personal belongings.

Disclaimer

The Company offers the details of this vessel or yacht in good faith but cannot guarantee or warrant the accuracy of this information nor warrant the condition of the vessel. A buyer should instruct his representatives, agents, or his surveyors, to investigate such details as the buyer desires validated. This vessel or yacht is offered subject to prior sale, price change, or withdrawal without notice.

PHOTOS
































CONTACTS

Andrey Shestakov, leading yacht broker of the sales department of Shestakov Yacht Sales Inc. Shestakov Yacht Sales Inc., the official representative of the Miami/Fort Lauderdale FL headquarters.

Contact details

Email: **andrey@shestakovyachtsales.com**

Web: shestakovyachtsales.com/en/

Telephones

USA: **+1(954)274-4435**

Office hours

Monday – Saturday: **9:00 - 21:00** EDT

Sunday: **closed**

Address



Harbour Towne Marina, 850 NE 3rd St, STE 213, Dania, FL 33004