

FROSTBITE — BENETEAU



Builder: BENETEAU

LOA: 34' 0" (10.36m)

Year Built: 2013

Beam: 13' 1" (3.99m)

Model: Trawler

Min Draft: 3' 3" (0.99m)

Price: PRICE ON APPLICATION

Location: United States

Our experienced yacht broker, Andrey Shestakov, will help you choose and buy a yacht that best suits your needs **FrostBite — BENETEAU** from **our catalogue**. Presently, at **Shestakov Yacht Sales Inc.**, we have a wide variety of yachts available on **our sale's list**. We also work in close contact with all the big **yacht manufacturers** from all over the world.

If you would like to buy a yacht **FrostBite — BENETEAU** or would like help answering any questions concerning purchasing, selling or chartering a yacht, please call **+1(954)274-4435**

TABLE OF CONTENTS

TABLE OF CONTENTS	2
SPECIFICATIONS	4
Overview	4
Basic Information	5
Dimensions	5
Speed, Capacities and Weight	5
Accommodations	5
Hull and Deck Information	5
Engine Information	6
DETAILED INFORMATION	7
Manufacturer Provided Description	7
Hull	7
Deck	7
Flybridge	7
Cockpit	7
Accommodations	8
Engines and Mechanical	8
Electrical	9
Additional Information	9
Exclusions	9
Exclusions	9
Disclaimer	9
PHOTOS	10
FROSTBITE Port Quarter	10
Aft Seat - Swim Platform and Dinghy System	10
Cockpit	10
Galley	10
Guest Stateroom	10

Head	11
Lower Helm	11
Master Stateroom	11
Salon Looking Aft	11
Salon Looking Forward	11
Ship's Service Panel	11
Stateroom Companionway	11
Boat Deck	11
Flybridge Helm and Lounge Area	12
Flybridge Helm	12
Flybridge	12
Foredeck	12
Lazarette	12
Engine Room, Forward	12
Engine Room, Aft	12
CONTACTS	13
Contact details	13
Telephones	13
Office hours	13
Address	13

SPECIFICATIONS

Overview

FrostBite is a very nice example of the very popular Swift Trawler 34 from Beneteau, the 100+ year old venerable French ship builder. She is offered for sale by her Original Owners as they switch to land cruising for a while. When you first step aboard **FrostBite** you immediately notice how roomy she is for a boat this size. Perfect for a couple to do local and extended coastal cruising with occasional guests her salon is comfortable with easy access to her ample cockpit deck from where you can step onto her generous swim platform through the hinged transom door. Her FB and boat deck are accessed by a sturdy stainless steel and teak ladder which has side hand rails and a gentle angle of ascent. Back in the salon her one-person galley is forward to port opposite the lower helm which has excellent 360-degree visibility as does the entire salon deck area. Proceeding down four steps we are on the lower deck with an upper/lower berth portside guest cabin and head with shower opposite. All the way forward is the master stateroom with a centerline berth featuring a large storage compartment beneath, hanging lockers port and starboard plus under counter storage on both sides of the berth. **FrostBite** is a perfect Bahamas or Great Loop boat with her Cummins 425hp diesel capable of economical cruising at slow speeds (7 knots/5+ NMPG & 1000 NM range) to enjoy the scenery and ride or fast (20 knots/20 GPH) to transit longer legs or crossings and get past weather. Her size and twin 30amp service make finding slippage easier and less expensive in many more facilities than larger boats and she can anchor up in smaller coves and shallower gunkholes allowing you to explore more out of the way places. As mentioned before she has good visibility from her well-organized PH helm or the generous FB helm and boat deck. Her dinghy is on transom davits. The current owners have taken her north to explore the waterways and Eastern coastal waters cruising as far as West Point on the Hudson. Along the way they discovered the beauty of the Solomon Islands and Chesapeake Bay, the luxury of her easy maneuverability and shallow draft when transiting the ICW and her sound seakeeping abilities when crossing open waters and offshore. **FrostBite** is ready to cruise and waiting for her next owner to step aboard and begin the journey of their dreams. Call today for an appointment to see her.

Basic Information

Category: Trawler

Model Year: 2014

Year Built: 2013

Country: United States

Vessel Top: Bimini Top

Fly Bridge: Yes

Cockpit: Yes

Dimensions

LOA: 34' 0" (10.36m)

Beam: 13' 1" (3.99m)

Min Draft: 3' 3" (0.99m)

Speed, Capacities and Weight

Displacement: 16420 Pounds

Water Capacity: 85 Gallons

Fuel Capacity: 211 Gallons

Accommodations

Total Cabins: 2

Total Heads: 1

Hull and Deck Information

Hull Material: Fiberglass

Engine Information

Engines: 1

Manufacturer: Cummins

Model: QSB6.7

Engine Type: Inboard

Fuel Type: Diesel

DETAILED INFORMATION

Manufacturer Provided Description

The Swift Trawler is an attractively proportioned 'best seller', cut out for ocean sailing and comfortable on long cruises. With more than 350 boats on the water and building on unique experiences, such as the well-known Great Loop, she boasts features that make her an undisputed leader in this market.

Hull

- Composition: Composite FRP • White gel-coat • Structural hull counter molding in monolithic laminate (Polyester resin - Glass fibre) • Profile: Semi-planning hull • Stainless steel guard sheer rail on hull

Deck

- Composition: Composite FRP • White gel-coat • Diamond tip type non-slip surface • Structural counter molding in monolithic laminate DECK EQUIPMENT • Stainless steel safety rails MOORING -ANCHORING • Lewmar V2GD electric windlass with remote • Stainless steel bow fitting • Stainless steel bow roller and swing • 6 Mooring cleats • Stainless steel gunwale guards • 1 Mooring locker with self-bailer • Hood cover

Flybridge

- Flybridge self-bailing • Stainless steel access ladder to flybridge with plain solid wood steps and stainless steel handrails • Cockpit hatch with gas piston • Grey tinted windscreen in PMMA • Stainless steel pulpit surrounding aft of flybridge • Raymarine E95 Multi-function NAV display • Raymarine 260 VHF • Mast w/Navigation light mounting, Radar, Aerials, Wi-Fi extender, deck spotlight and mast boom for loading • Pilot console with control panel including: Electric engine controls, Electric windlass control, thruster controls and trim tab controls • Fuel gauge indicator • Rudder angle indicator • Stainless steel steering wheel • Steering compass • Hydraulic steering • Fog horn • Socket 12 V • 1 Adjustable pilot seat with PVC Storm-Snow upholstery • Flybridge salon to port consisting of L-shaped bench seat with fitted storage space and removable plain solid wood table - PVC Storm-Snow upholstery • (2) Glass • Console cover - white

Cockpit

- Self-bailing cockpit with teak deck • West Marine dinghy AL290 HYP on custom

stainless steel davits • 1 Locker in cockpit bottom w/gas piston assisted and lockable hatch • Propane cylinder locker • Hot/cold water cockpit shower • Cockpit gate in transom • Plain teak decked swim platform • 1 Stainless steel swimming ladder • 1 Access door to side deck from cockpit with grey-tinted porthole - starboard

Accommodations

• Alpi Mahogany woodwork • Parquet type laminated floors • Taupe Cushions
LOWER HELM: • Raymarine E97 multi-function NAV system w/Fusion Sound Control • Raymarine Radome RD418 radar • Raymarine P70R autopilot • Raymarine DS500 fish finder • Raymarine Ray 260 VHF • Raymarine AIS550 auto IDS system (AIS) • Two-person bench seat with storage beneath • Sliding door to starboard side deck • (3) Electric windshield wipers with washer • Windshield defogger • Engine gauges and controls • Windlass control • Bow and stern thruster controls • Compass • (2) Cup holders • 12V outlet **SALON:** • Headroom: 6'5" • Sofa convertible into 6'7" double berth • Height adjustable fold down saloon table in varnished wood • 2 Director arm chairs • Grey tinted glass opening side windows in black painted aluminum frame • Storage cupboards • Shelving • 3 panel aft window door with black lacquered aluminum frame • Pillar in stainless steel • CD player / MP3, USB, IPOD® w/remote control • 2 loud speakers in wheelhouse and 2 loudspeakers in cockpit **GALLEY:** • Headroom: 6'5" • U-shaped galley - Includes: • Work top • 2 Stainless steel sinks with cold/hot water mixer taps under pressure • 2-Burner gas cooktop • Front opening fridge (110 V / 12 V) • 5 Drawers • Storage under dual sink • Cuisinart conventional, induction and microwave oven - CMW 200 **HEAD (STARBOARD):** • Headroom: 6'1" • Head completely counter molded • Mirror • Upper cupboard and Base cabinet • Electric sump pump for shower drain • 1 Opening hatch with blackout blind • 1 Opening porthole with curtain • Quiet flush electric toilet • Basin • Mixer tap • Rigid holding tank, 23 US Gal • Chrome toilet paper holder • Glass holder • Shower curtain • Jabsco macerator pump system **OWNER'S CABIN (FORWARD):** • Headroom: 6'5" • Double berth (6'6" x 5'3") • Marine mattress • Mirror • 2 Closets, one with shelves • Large storage space under berths • 1 Opening hatch with blackout blind • 2 Opening hull portholes with blackout curtains • TV **GUEST CABIN (PORT SIDE):** • Headroom: 6'1" • Bunk beds (upper and lower) • Marine mattresses • Base cabinet • Storage under berth • 1 Deck house sunroof with fitted mosquito net • 2 Opening hull portholes with blackout curtains • Pre-cabled for TV and DVD

Engines and Mechanical

• 5 blade propeller on centerline shaft • Single engine Cummins® QSB6.7 425 HP w/620 hours • Fuel filter with decanter • Sea water filter • Engine room soundproofed with high density foam, 1-½" thick • Air intakes for engine room cooling on deck • Fire Extinguisher • Fuel tank deck filler • Aluminum fuel tank (Capacity = 211 US Gal)

pre-fitted for FPS (Fuel Polishing System) connection system • Steering system: Hung rudder, in stainless steel • Hydraulic steering • Electric trim tabs • Bow thruster & stern thruster • Vetus Airvent V anti-syphon (exhaust) • Volvo Penta fuel filter

Electrical

- Onan 7.5 kW generator with approx. 403 hours • Electrical panel 12 V / 120 V • Shore power T/30A/110V • 2 Engine batteries 12 V 50 Ah AGM • 4 Thruster batteries – AGM (2) bow / (2) stern • 1 Service battery 12 V /140A AGM • 2 Battery chargers, 12V/25A • 2 Sockets 12 V • Interior lighting (Overhead lights, reading lights) • Outside lighting (Navigation lights, Mooring light, Spot cockpit)

Additional Information

- Fire extinguishers • 2 Bilge pumps • Manual Whale Compac 50 bilge pump • Flo-Jet pressure water pump • Electric (110V) hot water heater (7 gallons) • Cruisair air conditioning (115V) (16,000 & 12,000 BTU systems) with Q Logic controls • 2 Harken 20 ST winches – mast and boom • Dock water inlet

Exclusions

- Owner's personal items • Salon area rug • Full list furnished upon request

Exclusions


Owner's personal belongings.

Disclaimer


The Company offers the details of this vessel or yacht in good faith but cannot guarantee or warrant the accuracy of this information nor warrant the condition of the vessel. A buyer should instruct his representatives, agents, or his surveyors, to investigate such details as the buyer desires validated. This vessel or yacht is offered subject to prior sale, price change, or withdrawal without notice.

PHOTOS


FROSTBITE Port Quarter




Aft Seat - Swim Platform and Dinghy System



Cockpit



Galley



Guest Stateroom



Head



Lower Helm



Master Stateroom



Salon Looking Aft



Salon Looking Forward



Ship's Service Panel




Stateroom Companionway



Boat Deck




Flybridge Helm and Lounge Area



Flybridge Helm




Flybridge



Foredeck




Lazarette



Engine Room, Forward



Engine Room, Aft



CONTACTS

Andrey Shestakov, leading yacht broker of the sales department of Shestakov Yacht Sales Inc. Shestakov Yacht Sales Inc., the official representative of the Miami/Fort Lauderdale FL headquarters.

Contact details

Email: **andrey@shestakovyachtsales.com**

Web: shestakovyachtsales.com/en/

Telephones

USA: **+1(954)274-4435**

Office hours

Monday – Saturday: **9:00 - 21:00** EDT

Sunday: **closed**

Address



Harbour Towne Marina, 850 NE 3rd St, STE 213, Dania, FL 33004