

ENDEAVOUR — WESTPORT



Судостроитель: WESTPORT

Год постройки: 2014

Модель: Моторная яхта

Цена: ЦЕНА ЯХТЫ ПО ЗАПРОСУ

Местонахождение: United States

Длина общая: 130' 0" (39.62m)

Ширина: 26' 2" (7.98m)

Макс. осадка: 6' 5" (1.96m)

Крейс. скорость: 20 Kts. (23 MPH)

Макс. скорость: 24 Kts. (28 MPH)

Купить **ENDEAVOUR — WESTPORT** а также выбрать подходящую вам яхту из нашего **каталога яхт** вам поможет опытный яхтенный брокер Андрей Шестаков. На сегодняшний день компания **Shestakov Yacht Sales Inc.** имеет большое количество яхт в **собственном списке продаж**, а также тесно сотрудничает со всеми крупными **яхтенными производителями** по всему миру.

Для того чтобы купить яхту **ENDEAVOUR — WESTPORT** а также проконсультироваться по любому вопросу связанному с покупкой, продажей, чартером яхт позвоните по телефону **+7(918)465-66-44**.

ОГЛАВЛЕНИЕ

ОГЛАВЛЕНИЕ	2
ХАРАКТЕРИСТИКИ	6
Обзор	6
Основная информация	6
Размеры	6
Скорость, вместимость и масса	6
Размещение	7
Корпус и палуба	7
Информация о двигателе	7
ПОДРОБНОЕ ОПИСАНИЕ	8
Broker Comments	8
Features	8
Walkthrough	8
Aft Deck	9
Foredeck	10
Fly Bridge	10
Forward Observation Deck	10
Boat Deck	10
Swim Platform	11
Pilothouse	11
Pilothouse Electronics	11
Main Salon	12
Dining	12
Main Deck Day Head	13
Master Stateroom	13
Master Head	13
VIP Staterooms	14
Guest Staterooms	14

Video/Audio Locker	15
Upper Lounge	15
Galley and Stores	15
Communications	16
Steering	17
Cameras	17
Signals and Lights	17
Captain/Crew Quarters	18
Miscellaneous Equipment	19
Safety Equipment	19
General Construction	19
Systems	20
Mooring and Anchoring	25
Mechanical	26
Exclusions	26
Исключения	26
Отказ от ответственности	26
ФОТОГРАФИИ	28
Main Salon	28
Main Salon	28
Main Salon	28
Formal Dining	28
Formal Dining	28
Foyer	28
Day Head	28
Skyounge	29
Skyounge	29
Skyounge	29
Skyounge	29

Pilothouse	29
Pilothouse	29
Galley	29
Galley	29
Owner's Office	30
Master Stateroom	30
Master Bath	30
Master Bath	30
Guest Foyer	30
VIP Stateroom 1	30
VIP Bath	30
VIP Stateroom 2	30
VIP Bath	31
Port Guest Stateroom	31
Starboard Guest Stateroom - With Crew Passage	31
Port Guest Stateroom	31
Starboard Guest Stateroom - With Crew Passage	31
Aft Deck	31
Aft Deck	31
Aft Deck	31
Aft Deck	32
Aft Deck	32
Boat Deck	32
Boat Deck	32
Flybridge	32
Flybridge	32
Flybridge	32
Flybridge	32
Flybridge	33

Flybridge	33
Foredeck	33
Crew Lounge	33
Lazarette	33
Lazarette	33
Engine Room	33
Engine Room	33
Side Deck	34
General Arrangement	34
General Arrangement	34
КОНТАКТЫ	35
Контактная информация	35
Телефоны	35
Время работы	35
Адрес	35

ХАРАКТЕРИСТИКИ

Обзор

ENDEAVOUR represents the newest and finest 40m Westport in today's market and benefits from being maintained to perfection by her knowledgeable owner. Her substantial interior features five en-suite staterooms with an on-deck master and four spacious guest staterooms below. A major interior revamp earlier this year has ENDEAVOUR showing like a new boat and her low total time of 2,880 hrs only accentuates what a great offering this is.

Основная информация

Тип судна: Моторная яхта

Модельный год: 2014

Год постройки: 2014

Страна: United States

Верх: Hardtop

Размеры

Длина общая: 130' 0" (39.62m)

Ширина: 26' 2" (7.98m)

Макс. осадка: 6' 5" (1.96m)

Скорость, вместимость и масса

Крейс. скорость: 20 Kts. (23 MPH)

Макс. скорость: 24 Kts. (28 MPH)

Вместимость воды: 1780 Gallons

Вместимость сточного бака: 1740 Gallons

Объем топливного бака: 9337 Gallons

Размещение

Всего кают: 5

Спальные места: 10

Всего ком. состава: 6

Каюта капитана: Да

Каюты экипажа: 6

Спальных мест экипажа: 7

Корпус и палуба

Материал корпуса: Fiberglass

Комплектация корпуса: Semi-Displacement

Дизайнер корпуса: William Garden

Дизайнер экстерьера: Westport

Дизайнер интерьера: Westport

Информация о двигателе

Двигатели: 2

Производитель: MTU

Модель: 12V4000 M73L

Тип двигателя: Inboard

Тип топлива: Diesel

ПОДРОБНОЕ ОПИСАНИЕ

Broker Comments

ENDEAVOUR represents the newest and finest 40m Westport in today's market and benefits from being maintained to perfection by her knowledgeable owner. Her substantial interior features five en-suite staterooms with an on-deck master and four spacious guest staterooms below. A major interior revamp earlier this year has ENDEAVOUR showing like a new boat and her low total time of 2,880 hrs only accentuates what a great offering this is.

Features

- Twin MTU 12V4000 M73L with 2,880 hrs each
- Extended engine warranties to 4000 / September 2019
- Bow and stern thrusters
- Zero speed at rest stabilizers with 22' fins
- Telescoping Passerelle
- Built to ABS class
- Kaleidescape movie system
- KVH VII VSAT
- Brownies dive compressor
- Light Anigre woodwork
- Asea Power Converter 50/60 cycle
- Blackwater treatment plant: Headhunter USCG Type II MSD

Walkthrough

ENDEAVOUR's main salon is warm and welcoming, located on the main deck and accessed through double doors on the aft deck. The salon offers a conversation area with four occasional chairs, coffee table and sofa along with an entertainment center containing a 55" popup TV with surround sound, Kaleidescape/DVD/CD player and an iPod docking station. The dining area is forward of the salon and can seat up to ten guests with buffets to port and starboard. There is a day head forward of the dining area to starboard. ENDEAVOUR can accommodate up to 10 guests in 5 cabins. The Master Suite is forward of the main foyer with entry through the owner's study into the Master Cabin with a king bed, bath with double sinks, large shower, toilet and bidet. There is a vanity to port, a walk-in closet forward and ample storage throughout. The entertainment center has a 42" HD LCD TV, Kaleidescape player, iPad and Blu-ray DVD/CD surround sound. The first VIP Stateroom is located aft on the lower deck to port with a centerline king-sized bed with two nightstands, dresser, closet, private head and shower, plus an entertainment center with a 32" HD TV with Kaleidescape/DVD/CD

Blu-ray player. The second VIP Stateroom located to starboard aft on the lower deck also has a centerline king-sized bed with two nightstands, dresser, closet, private head and shower, plus an entertainment center with 32" HD TV with Kaleidescape/DVD/CD Blu-ray player. The other two guest staterooms offer side-by-side twin berths with en-suite heads. The port guest stateroom has the capability of putting two berths together to form a king size berth outboard. The starboard guest stateroom is designed with a pass-through crew access for turning down and servicing all the guest staterooms from the crew area and laundry. ENDEAVOUR's sky lounge features large panoramic windows for exceptional views and flooding natural light. There is an L-shaped settee to port with occasional chairs and ottomans to starboard. In this same area forward is a 55" LCD TV positioned above an electric fireplace. A formal desk is also located forward with two work stations. To fully complement this area, there is a wet bar located aft and starboard and a large day head is located forward as well. Heading aft of the sky lounge towards the bridge deck, ENDEAVOUR offers a teak soled area complete with comfortable seating, large 42" LCD TV, BBQ to port and a stairway to starboard leading to the sundeck. Also on this deck is a 3000# davit capable of handling an 18' tender. ENDEAVOUR's sundeck features an enormous owner's area. Forward on this deck is a large Jacuzzi with sun pads both port and starboard. Aft and center line is a beautiful high gloss table that can accommodate up to 10 guests with buffets to both port and starboard incorporating a large LCD TV and ample storage. The aft portion of the sundeck is appointed with chaise lounge chairs and movable tables. ENDEAVOUR's Aft Deck makes for an excellent gathering space with a 42" HD TV situated above the full bar with three stools, also visible to the large al fresco dining table for up to ten as well as two smaller high or low cocktail tables. This area gives easy access to the water, tender and water sports. Her walkaround teak decks lead to the bow, which has a large seating area with table, and further forward on the bow one finds an additional private seating area.

Aft Deck

- Teak decking
- High gloss teak dining table (fixed pedestal)
- (8) Dining armchairs with cushions
- (2) Fixed gloss finish teak pedestal cocktail tables
- (3) Bar stools with cushions

Bar Area:

- Stone countertops
- Two drawer Perlick refrigerator
- Ice bin
- Sink
- Bottle storage
- Barware storage

- TV
- Lighting control for the aft deck
- Entertainment system controls
- Wing doors: Plexiglass with sea locks for open position

Foredeck

- Teak decking
- U-shaped settee with fixed gloss finish teak pedestal table
- Fore deck seat: Storage below for windlass control pendants and chain washdown controls
- Flag staff
- Ships bell
- Deck lighting
- (2) Anchor windlasses
- Chain locker access and fender storage

Fly Bridge

- Teak decking
- Loose furniture: Chaise lounge with tables
- Hot Tub: Custom fabricated with multizone jets
- Sun Pad surround for Jacuzzi
- Wet bar with Perlick two drawer refrigerator
- Deck lighting
- Hard top: Integrated with mast
- Life rafts (4): in cradles, with hydrostatic release

Forward Observation Deck

View area forward of the Pilothouse and accessed by the side decks and the stairs from the fore deck area.

- Teak decking
- (2) Chaise lounge chairs with cushions
- End table

Boat Deck

- (4) Cushioned chairs and (2) ottomans

- Teak deck
- Wet bar to port with Perlick 2-drawer refrigerator
- Propane BBQ
- 3000 lb. davit

Swim Platform

- Teak decking
- (4) Pop up cleats
- Gasoline filling and service station
- Swim ladder
- Steps to Main Deck with handrails, port and starboard
- (2) Capstans: port and starboard
- Access door to Utility Room
- (6) Underwater lights
- Stainless rails
- Handheld shower with temperature control

Pilothouse

The Pilothouse bridge contains the most current and convenient equipment available today. The expansive settee is raised to provide excellent sight lines of the panoramic view.

- Bridge console
- Leather covered dash panels, Pommele Sapele panels with solid Mahogany edge
- Traditional wooden helm wheel: Pommele Sapele with Mahogany trim
- Chart table to port side of main helm
- Settee: Covered in leather, side panels trimmed in Pommele Sapele
- Settee Table: Pommele Sapele panel with solid Mahogany edge
- Helm Chairs: (2) Crown Mariner helm chairs with leather to match the settee
- Loose furniture and equipment
- Wall treatments
- Mahogany and fabric panels
- Lighting: Halogen down lights
- Built-in desk
- Floor covering and wall treatments
- Desk chair

Pilothouse Electronics

The vessel is equipped with modern navigation and communications equipment suitable

for worldwide voyages. This equipment includes satellite based position and speed information, gyroscopic and magnetic heading data, radar, electronic charting and depth finding. Communications equipment spans numerous transmission technologies in compliance with safety regulations and to maximize contact with shore side and marine stations, enhancing one's ability to communicate from any location. Equipment installed allows chartering under CISR flag. (GMDSS compatibility) Pilothouse Navigation Aids

- Bridge Switching Systems (BSS): (5) 26" widescreen Nauticomp displays
- Chart plotter: NAV 1Transas Navisailor 4000 ECS with display in Pilothouse, wireless keyboard and mouse
- System includes interfaces from: ARPA, GPS, AIS, Depth, Speed and Wind. Input from GPS and output to Autopilot is provided. NAV 2 MaxSea TZ Displayed on BSS and wireless Keyboard/Mouse. Output to Autopilot is provided
- GPS: (2) Furuno Commercial grade WAAS/GPS units in Pilothouse
- AIS: Furuno FA150 interfaced to Radar and Electronic Chart with Pilot Plug
- Radar: (2) Furuno FAR2117 XBand Radars. (1) with 8.0 ft. Open Array and (1) with 6.5 ft. Open Array 96 N.M. range. Radars are heading stabilized with speed input for ARPA input to both radars
- Wing Stations: port and starboard
- Molded composite covers
- Electronic engine controls
- Main engines start and stop
- Jog steering
- Rudder angle indicator
- Bow and stern thrusters
- Horn controls

Main Salon

This is an elegantly comfortable area to enjoy the 55" wide screen LCD TV that rises out of the starboard aft corner cabinet. Aft entry door is stainless steel framed, glass, counter pull, open/close sliding mechanism with pneumatic seal.

- Custom designer sofa
- (3) Occasional chairs
- (3) End tables
- Custom coffee table
- Game table with four chairs
- Entertainment center

Dining

Forward from the main salon is the formal dining area. Servers have easy access from the galley via a dual hinged access door.

- Formal dining table: Pommele Sapele table with Mahogany accents accommodates ten guests
- (10) Formal dining chairs
- Buffet/Storage: Buffets to port, starboard, and aft provide storage for twelve 5-piece place settings of china, formal flatware, and stemware and A/V units

Main Deck Day Head

- Stone vanity top
- Custom sink
- Lightweight stone flooring
- Coordinated bath accessories
- Headhunter toilet

Master Stateroom

The stateroom features a king sized berth with leather wrapped rails and upholstered headboard, built in dressers, and an entertainment system and A/V equipment complimented by Crestron control, office area with desk, make up table, dressers and His & Hers cedarlined walk-in closets.

- King sized berth with Slumber Ease innerspring mattress
- Entertainment center with A/V equipment storage
- Dressers
- Nightstands
- Make up table/desk and chair
- Halogen down lights
- Lighted make-up mirror
- Safe
- Wall treatment and flooring

His/Hers Dressing Room

- Dressers and hanging rods on each side
- Accent lighting

Master Head

- Vanity with stone countertop

- Vitreous china sinks, fixtures, and accessories
- Marble flooring
- Mirrors above vanities in his and her heads
- Headhunter Royal Flush toilet
- Kohler bidet
- Shower with frameless tempered glass door and marble surround
- Accessories and fixtures
- Marble threshold

VIP Staterooms

Both VIP staterooms (port and starboard) provide built-in dressers and nightstands, including wardrobes. The staterooms feature king sized berths with leather wrapped rails, upholstered headboards, and drawers in the base. Each Guest Stateroom has built-in entertainment systems and A/V equipment complemented by Crestron control.

VIP Heads

- Vanity: Pommele Sapele with Mahogany accents, lightweight stone countertop, one vitreous china sink, fixtures and accessories
- Glass: Fixed, oval port light with removable stainless dead light cover
- Lightweight stone flooring
- Headhunter Royal Flush toilet
- Kohler bidet
- Shower with frameless tempered glass doors
- Thermostat
- Fixtures and accessories
- Marble threshold

Guest Staterooms

Both Guest Staterooms provide built-in dressers and nightstands, including wardrobes. The staterooms feature sound insulation in the forward bulkheads and stair enclosure, (2) twin berths in the port side capable of being put together to create a king, and (2) twin berths in the starboard side, with leather wrapped rails and upholstered headboards. Each Guest Stateroom has built-in entertainment systems and A/V equipment complemented by Crestron control. The starboard stateroom features a pass-through crew access for servicing all staterooms.

Guest Heads

- Vanity: Pommele Sapele with Mahogany accents, lightweight stone countertop
- Vitreous china sink, fixtures and accessories
- Glass Fixed, oval port light with removable stainless deadlight cover
- Lightweight stone flooring
- Headhunter Royal Flush Hydro toilet

- Shower with frameless tempered glass doors
- Thermostat
- Fixtures and accessories
- Marble threshold

Video/Audio Locker

Locker is located to starboard in the foyer between VIP and Guest Staterooms and contains equipment racks for the yacht's A/V System. Locker is cooled by a dedicated air handler.

Upper Lounge

This is the upper entertaining area located just aft of the Pilothouse with sliding glass doors to the boat deck.

- Fireplace with TV above mantel
- L-shaped sofa
- Coffee table
- Accent lighting
- Custom window treatments
- Wet bar with Perlick refrigerator

Upper Lounge Day Head:

- Vanity with custom marble
- Mirror
- Headhunter toilet

Galley and Stores

Custom island in galley which allows extra counter space with ample room for food preparation, pantry with dry storage shelves for extended cruising, and various appliances.

Main Galley Pantry:

- Storage cabinets with shelving (full length of port forward bulkhead)

Main Galley:

- Sub-Zero refrigerator (2017)
- Whirlpool trash compactor

- Ovens: (2) Miele
- APW Wyott counter top finishing oven
- Cook Top: (5) Magna Wave induction burners
- Dishwasher
- Panasonic 1000 watt programmable microwave oven
- Polished chrome hot water dispenser by Insinkerator
- Miele Professional G7856 dishwasher
- Perlick two drawer fridge / freezer 2017
- Perlick icemaker

Communications

Ship To Ship / Shore

VHF:

- (2) DSC Furuno FM8900s in Pilothouse with Emergency battery backup
- (2) Standard Horizon GX5500S crew lounge
- (2) Handheld GMDSS VHF radios w/desktop chargers supplied
- SSB: Furuno FS-2575C with DSC capability
- G.P.I.R.B. McMurdo SAT Find 406 MHz GPIRB
- S.A.R.T. McMurdo Class A SART
- Navtex: Furuno NX700 Paperless Navtex Receiver Satellite

Communications (Satcom) Components:

- Fleet Broadband FB150 for Voice, and Internet Access. Voice connected through Phone System
- VSat Sea Tel Wave Call 4006, Internet/Data connectivity service and (2) VOiP lines
- Furuno Felcom18 Inmarsat SatCom C
- Furuno PP510 Printer
- Furuno Felcom 18 SSAS Upgrade kit
- Furuno GPS Module kit
- Sat Phone: Iridium 9555 with Marine mounting kit
- KVH VII Vsat

Telephone System: Panasonic Digital telephone system with 20 stations and 20 phone units, six of which are cordless. Cordless phones are located in Master Stateroom, Sky Lounge, Pilothouse, and (2) in Salon (one intended for Aft Deck). Telephone system is connected to Satcom, Cell Phone, two VOiP and Shore Phone voice line. Includes a single 100' telephone/cable TV combination shore cord. Telephone System Components:

- Panasonic PBX TDA 50624 button
- LCD Display phone (14)

- 24 button speaker phone (13)
- Gangway intercom with sockets at side deck
- APC 1000VA 670W Smart UPS
- Shore Phone: Weatherproof phone connection at starboard bustle locker
- Cellular Telephone: (2) Telular SX7e GSM Quad Band GSM Cellular Phone
- Internet modems
 - Wave wifi amplifier
 - AER 1650 cell modem

Steering

- Gyrocompass: Simrad GC85 Compact System interfaced for display on Autopilot, Radars and Electronic Chart
- Magnetic Compass: Ritchie F600 G5 mounted centerline at pilothouse helm station. Compass is compensated during normal sea trials. Vessel is delivered with Deviation Card from that date.
- Halcyon fluxgate compass interfaced with Brooks and Gatehouse (B & G) weather instruments
- Autopilot: Simrad AP70 with Gyro input and backup Fluxgate Rate Compass, A dedicated RFU to the steering shelf is added for direct feed to the autopilot
- Depth/Speed/Wind: B & G Hydra 3000 Graphic Function display includes air temperature, barometric pressure
- Graphic Function displays in Pilothouse and Crew Lounge
- Color Sounder: Furuno FCV1200 BB color video sounder with display on BSS
- Doppler Log: Furuno DS80
- Doppler Speed Log
- APC 1000VA 670W Smart UPS, full load run time 6 minutes
- Satellite Television: KVH HDII tracking antenna with world LNB

Cameras

- (7) PTZ color cameras: (2) in the engine room, (1) exterior aft deck port side, (1) exterior aft deck starboard side (1) starboard side deck, (1) port side deck and (1) on mast are displayed on the CCTV system
- Monitoring Station (With display on BSS)
- Closed Circuit Television
- Night Vision Camera: FLIR M-series
- Quad split screen color display: System controlled by Crestron Controller

Signals and Lights

- Ship's Whistle
- Ship's bell
- Air powered horn (with automated signal timer): Kahlenberg, F2 five trumpet
- Kahlenberg, M511A signal timer
- Search Light: (1) Carlisle & Finch, 200 watt xenon, 15 million candlepower remote controlled

Captain/Crew Quarters

In addition to the accommodation for two in the captain's quarters, crew quarters below decks forward for four in two cabins, each with private head and shower. Crew service access leads up and aft through the Galley area, allowing crew to efficiently perform housekeeping duties.

Captain's Quarters

- Double berth with custom Inner Spring mattress
- TV and AV equipment
- Hanging Locker

Captain's Head

- Vanity with sink with mirror above
- Shower with glass door
- Headhunter toilet

Engineer's Quarter's

- Access is from the Utility Room and is provided with a customer sized Inner Spring mattress, A/V entertainment area, and drawers in berth base
- Engineer's Head
- Vanity with sink and mirror above
- Shower with glass door
- Headhunter toilet

Crew Galley

- Dining settee with table/cabinet
- Security monitor
- Washer/Dryer with above locker (2 sets)
- Refrigerator
- Microwave
- TV and A/V equipment
- Counter with sink/cabinet storage

Crew's Quarters - Port and Starboard

- (2) Twin berths with custom sized Inner Spring mattresses
- Hanging locker
- Dresser
- TV and A/V equipment

Crew Heads - Port and Starboard

- Shower with glass door
- Headhunter toilet
- Vanity with sink
- Mirrored medicine cabinet

Miscellaneous Equipment

- Boarding Stair: (1) 8-step carbon fiber with handrails on both sides, brackets at port and starboard boarding gates, stowed in a recess on the starboard house side
- Boat Hook: (1) 1 1/2" x 8" with chrome plated hook end
- Brownies YP45 dive compressor
- Covers: Sunbrella padded covers for tables and loose deck furniture. Unpadded covers provided for exterior settee cushions and shore boat. A blackmesh windshield cover is provided for the Pilothouse forward facing windows
- Cushions: Aft Deck settee, bow settee, and bow sun pad. Sunbrella fabrics with dry fast foam fill. Flybridge sun pad
- Spare parts for DDC/MTU, Northern lights and Sea Recovery

Safety Equipment

- Life Raft: Four 10man Apack life rafts mounted on flybridge rails
- Life Preservers: (27) SOLAS approved adult and (4) SOLAS approved child
- Ring Buoys: (4) 30" diameter buoys secured on exterior of vessel
- Flares: Flare kit included
- Bell: Perko
- Fire Extinguishers: Dry chemical type installed in suitable locations, (9) 10 lb., (9) 5 lb., and (1) 3 lb., Carbon Dioxide type to be installed in suitable locations, (10) 10 lb.
- (17) Immersion suits
- Medical kit

General Construction

Construction and Exterior Finish The hull is fiberglass mat and roving with vinylester resin and PVC linear cores. Structural framing is laid up using a combination of fiberglass and carbon fiber reinforcement. House and deck structures are cored composite construction. Core material and density varies throughout to optimize engineered structures. **Lamination:** Sprayed exterior gelcoat is followed by fiberglass mat and roving with vinylester resin for the outer skins, vacuum bagged foam core (high density in appropriate areas), and fiberglass mat and roving with vinylester resin for the inner skins. The keel pad, strut palms and stabilizer pads are resin infused using vinylester resin. **Hull Structure:** Hull stringers, webs and stiffeners are fiberglass mat and roving and/or carbon fiber with vinylester resin over foam forms. All soles and structural bulkheads are of fiberglass and foam composite construction infused with vinylester resin. **Paint:** Topsides/Alex Seal high gloss polyurethane. Hull and house color is Westport white. Boot stripe is acrylic high gloss black. Bottom Paint/Two coats of black bottom paint over Interprotect epoxy barrier coat.

Systems

Fuel System: Total capacity (diesel): Approx. 9,965 gallon (US) in (6) tanks. Fueling process is via either of two deck fill locations amidships, port and starboard side. All tanks are vented to atmosphere on the starboard side. Fill/transfer system includes a centrifuge, pumps, meter and distribution manifold. All diesel consumers draw from the day tank. Engines and generators are supplied via priming pumps and filters. During normal operations fuel is transferred to the day tank via the centrifuge. Tank level monitoring is via electronic sensor and display on Vessel Monitoring System with high/low level alarms. All tanks are vented to one 'vent tank ' which is monitored for liquid indicating an overflow of any of the attached fuel tanks. Tanks are all aluminum, welded construction with internal baffles. Inspection access ports to be manufactured by Freeman Marine. **Tanks:** Fuel Tanks (Diesel):

- #1 Center Tank: approx. 650 gallons
- #2 Center Tank: approx. 685 gallons
- #3 Center (Day Tank): approx. 2134 gallons
- #3 Port and Stbd Tanks: approx. 2934 gallons, each

Fuel Tank (Gasoline):

- Approx. 100 gallons, accessible via hatch in swim step

Fill/Transfer/Use:

- Port & Starboard deck fill threaded, SS, stamped DIESEL
- Y Strainer: 316 SS, self-cleaning
- Centrifuge: Alpha Laval, 198 GPH (Gallons/Hour); diesel/oil separator
- Primary Pump: AC, 50 GPM

- Secondary Pump: DC positive displacement backup/priming pump
- Filters: DOC SeaPro 600
- Transfer manifold by Westport Shipyard
- Meter: Electronic turbine with numerical display and automatic pump shut-off

Main Engines:

- Priming Pump: Jabsco 24V DC, 558 GPH
- Filter: SeaPro 600, Dual

Generators:

- Priming Pump: Carter, 124V DC, 35 GPH
- Secondary Pump: DC positive displacement back-up/priming pump
- Filter: Racor, 500 Duplex Turbine Series

Fresh Water System: The Fresh Water System is comprised of a single, divided and baffled, fresh water tank, two AC supply pumps, suction supply, service, and distribution manifolds, two reverse osmosis water makers, and associated valves, filters, expansion tanks, regulators, and gauges. Freshwater wash-downs are located on all external decks.

- Fresh Water Tank (Divided): Stainless steel, approx. 1726 total gallons Purification: Silver ion electrolytic water sterilization system
- UV filters: (2) for disinfection of potable water, 29 GPM each
- Water Softener: Yacht Mate DM1000 system, with Swim Platform water connection, plumbed directly to the fresh water tanks, located in the equipment room
- Deck fills: (2) stainless steel, 1" round with threaded caps. (1) quick connect fitting, located on the swim step bustle is plumbed to supply the water softener
- Water makers: (2) Sea Recovery Aqua Whisper 1800. Reverse osmosis type, for a total capacity of 3600 gallons per day
- Water Heater: Dual element (for fast recovery) water heater, 120 gallon capacity water heater
- Dual particle filters: For removal of sediment, dissolved solids and contaminants to 5 microns plumbed in parallel. Stainless steel canister with replaceable filter cartridges
- Pressure tank: FRP construction located at remote ends of piping system
- Pumps: (2) centrifugal pressure pumps, 30 gpm each, plumbed in parallel for high flow capability

Lube Oil System: The vessels main engines and generators can be serviced utilizing an onboard lube oil change system. A new oil tank and a used oil tank are fitted within the engine room. New oil can be filled via (1) W' deck fitting amidships on starboard side while used oil can be offloaded with quick-connect hose. Two air-powered diaphragm pumps are used to transfer to/from locations via hose reels.

- Lube Oil Tanks: 450 gallon total oil capacity in a divided tank, located in the Engine Room bilge area. Tank is made from 5086H32 aluminum
- Lube Oil New: 185 gallons Lube Oil / Used: 265 gallons
- Pump: (2) air diaphragm pumps
- Fittings: All stainless quick connect fittings
- Deck Plate: Located with midship fuel fill on starboard side

Waste Water System: Black and gray water is routed to an FRP tank. A certified Marine Sanitation Device (MSD) is installed for treatment of all waste water. Tank level monitoring is via electronic sensor and display Vessel Monitoring System with level alarms and all tanks are vented at boot stripe. Discharge is via MSD or direct overboard via diaphragm pump. Also, a dockside pump out connection is located port aft on the swim platform.

- Pumps: High capacity solids handling AC diaphragm pump
- MSD: Certified to meet MARPOL regulations as well as USCG Type II MSD. (Includes chlorine generator)
- Black Water Tank: FRP construction with internal baffles, approx. 1685 gallons
- Gray water collection/movement: (3) sumps (crew, guest and engineers) for transfer to black water tank or directly overboard via Y-valve. Westport construction, include primary AC pump and DC backup pump with strainer, inspection port and alarm on DC pump. A lift station for the galley also acts as a sump pump, but only has an AC pump

Compressed Air System: 5 HP Kaeser air compressor for powering the ship's whistle, gasoline dispensing pump and oil dispensing pump, as well as for use in the machinery spaces for air powered tools. The system consists of compressor, piping system, quick connect fittings, and (3) 10 gallon accumulator tanks. Emergency air compressor installed 2015.

- Quick Connect Fittings: Located forward escape hatch, port swim step, exterior bar (port side) on Pilothouse deck and Flybridge mast leg (starboard) in storage locker.
- Accumulator tanks: (3) 10 gallon units, (2) in the engine room and (1) in the starboard. Flybridge mast leg storage locker.
- Hose/Reel: Reel Craft Hose 1/2" x 35"

Bilge System: The bilge system consists of Alarm floats only, one AC electric bilge pumps, valve manifold, and piping with fixed strainers from each watertight compartment. Float switches will send signals to the Monitoring System when water accumulates in any of the bilge areas. The manifold allows cross over to the fire pump or diesel powered pump for back up.

- Pump, Primary: Centrifugal, 100 gpm @ 10 psi
- Pump, Back-up: See fire main back-up pump (Shared on common manifold)

Deck Drain System: All exterior decks are fitted with freeing ports and/or drains with a plumbed piping system. Deck drains are molded portions of the deck and fitted with polished stainless steel grates. All drain piping is of ABS approved materials, PVC DWV and are led to laminated thru hulls located at the boot stripe with check valves and ball valves. **Fire Hydrant System:** The fire main system consists of (4) fire stations distributed around the vessel, supply piping and (2) pumps. Each station contains a hose, angle valve and high/low volume nozzle. The electric fire pump (primary) can be started from any fire station or locally.

- Hoses (4): 1 1/2" x 50' FM listed lay flat type, NPSH thread
- ABS Approved Fire Nozzles: ABS Approved, one at each of (4) hydrant stations
- Pump, Primary: Centrifugal, flooded suction, 66 gpm @ 40 psi
- Pump, Backup: Diesel powered portable, flooded suction centrifugal
- Strainer: Sea suction strainer for fire/bilge manifold, Bronze 2" strainer or equivalent seawater intake: Bronze with stainless steel grate
- Westport design and supply
- Hose Rack: FRP construction, with rolled hose storage in fire station

Fire Sprinkler System: The accommodation space is protected by a sprinkler system that uses vessel's fresh water supply until it is depleted, then automatically, if necessary, switches to seawater. The engine room is protected by a gas smothering FM200 system.

Sprinkler system: The system is a precharged type, automatic fire suppression system. The piping is to be copper/nickel (CuNi) tube with Seapress Viega), crimp fittings. The pump unit consists of two pumps, operating individually or in tandem depending on the demand for water as determined by the number of heat sensitive nozzles that have been triggered. A small pressure tank maintains the stand by pressure in the system. A local control panel is located in the engine room and a mimic display is located in the pilothouse. **Engine Room Fire System:** Insulation: The bulkheads and duct work leading to the engine room are lined with a thermal barrier of insulation. FM200, Gas smothering system: For engine room protection, manual operation (with 34 second delay) includes discharge of gas and automated shutdown of fuel pumps, intake fans, and exhaust dampers. **Galley Hood System:** Independent, fixed system is located in the main Galley in the hood above the stove.

Sound Attenuation: Westport Shipyard and J&A Enterprises developed a 'whole Ship' sound reduction plan. Together we developed details and insulation schedules that would maximize noise/vibration reduction. Sound transmission throughout the vessel is controlled in several ways throughout the Westport 40 Meter. Engine room: The engine room sound package consists of reflective barriers and absorptive (Sounddown) insulation in addition to vibration/isolation mounting of equipment, piping and wiring that may transmit noise and noise attenuating/watertight doors.

- Watertight doors: Pacific Coast Marine

- Absorptive insulation: Sound Down
- Reflective material: 1/8" to 3/16" aluminum
- Isolation material: Sound down, Whisper Wall and Sylomer

HVAC System - Air Conditioning: The interior of the vessel is kept at a constant temperature through the use of a seawater cooled/heated reverse cycle, treated water HVAC system. The capacity is 30 tons and is distributed throughout the vessel via individual room air handlers of various sizes and BTU ratings. There is one controller for the three air handlers that serve the Master Stateroom and Master Office, one for the two air handlers that serve the formal dining area of the forward Salon, two for the four air handlers that serve the remainder of the Salon, one controller for the four air handlers in the Upper Lounge and one for the two air handlers in the Pilothouse. All other air handlers are each controlled by a separate controller. A portion of the HVAC system provides fresh air make-up and provides a clean and healthy atmosphere.

- Marine Air HVAC system: Model # MCWLT240W (Five compressors). Independent seawater intake
- Chillers: 208volt/3phase/60cycle, 30 ton
- Air Handlers: 208volt/1-phase/60cycle, various BTU as required by volume being treated, utilizing variable speed hi static DC blowers
- Make-up Air: For cycling air through vessel interior

Central Hydraulic System: The central hydraulic system provides power to the bow and stern thrusters, anchor winches, and crane/davit. Power is provided to the system from generator driven hydraulic pumps with electric clutches. The system is provided with equal size pumps on both the port and starboard gensets allowing either, or both generators to power the system.

- Gauge package: Includes pressure gauges for each valve manifold
- Bow thruster: 16" dual prop with 'in-hull' hydraulic motor producing 65hp
- Stern thruster: 16" dual prop with 'in-hull' hydraulic motor and external tube, 55hp
- Davit: Telescope mast with extending boom, 3,000# capacity, hydraulic. Nautical Structures, MCA certified with DC powered back-up hydraulic pump.
- Passarelle: The Passarelle has its own electrical/hydraulic power unit and extends from under the aft deck behind the stairs on port. The Passarelle will accommodate a wheelchair and has removable railings. The unit is self-supporting, double telescoping, rotating, with handrail and wireless control for Med-style mooring extending 6'-7 1/2" past transom with self-contained hydraulic power pack unit and controls.

Steering System: Digital hydraulic power steering via engine hydraulic pump on port engine and manual helm pump located in machinery space. The main steering station in the pilothouse includes full follow-up helm wheel and non follow up 'jog' lever. The wing stations are provided with non-follow-up levers. There is backup hydraulic steering off generator PTO. **Digital Helm:**

- Jog Levers: Non followup type
- Rudders: Welded stainless steel construction
- Seals: Dripless type PYI, PSS type

Stabilizer System: Stabilization while underway is provided by a pair of fins located approximately amidships and powered hydraulically by an engine driven hydraulic pump. Control is by modern digital 'fly-by-wire' system located in the pilothouse.

At rest stabilization: Zero speed stabilization is accomplished by the stabilizer fins which are powered by the central hydraulic system in this mode. Fins: Model Naiad 525 Stabilizer system with 22 square foot fins, one station DATUM control, with oil level warning, unloading valve kits and dual pumps with gauges.

Mooring and Anchoring

Vessel mooring system utilizes a combination of bitts, hawse eyes and winches. The fore deck has two hawse eyes per side, two bitts per side and a pair of mooring winches incorporated with the anchor windlasses. The side decks and aft deck have two hawse eyes per side with two bitts on each side. Additionally there are two mooring capstans and bitts on the swim step for med-style mooring. Vessel anchoring is accomplished through a set of anchor windlasses, anchor chain, Poole style anchors and fair leads (hawse pipe, spill pipe, etc.)

- Windlass/winch combination: The foredeck utilizes a combined windlass for anchoring and winch for mooring. The system is mirrored starboard and port and is hydraulically driven, yielding 6000# pull
- Anchor windlass: (2) Maxwell Combination tensioner/roller/stopper Controls: (2) Maxwell
- Anchor wash-down is via fixed nozzles located in hawse pipes, solenoid controlled valves for port and starboard sides and is supplied with pressurized seawater from the fire main
- Hawse Rings, bustle: Mirror polished closed type fit around corner of bustle and bulwark at corners of aft deck (2)
- Capstans: Maxwell VC3500 (hydraulic), Located in bustle at swim step
- Mooring lines: 1 1/4" x 75' double-braided type abrasion resistant with single 36" eye splice, (4) Samson XLS yacht braid, black
- Bitts: 19" stainless steel, (12) on main deck and (2) on swim step bustle insert
- Fenders: (2) for Tender (about 2 ft.), (2) for Jet Skis (1.25 ft.), (4) White with nylon Rope (5 ft.), (2) White hard Rubber balls
- Fender Cuffs: (6) for cap rail, (2) for fashion boards, (6) for bow cap Heaving Lines: 3/4" x 75' with removable monkey's fist (1)
- Anchor chain: 5/8" stud link galvanized steel, 400' starboard I 400' port, ABS certified. Anchors: Davis Anchor Talon HHP 500 stainless steel, 530# (2)
- Hawse pipe/Anchor plate: stainless steel, mirror polished anchor plates for

protection of hull, includes stem plate

Mechanical

Time on Machinery Port Main Engines: 2880 approximate hours, October 2017 / Starboard Main Engines: 2881 approximate hours, October 2017 Port Generator: 6625 approximate hours, October 2017 / Starboard Generator: 6585 approximate hours, October 2017 They are connected to propellers via 5" Aquamet 22 HS stainless shafts and remote down angle gearbox. Primary exhaust is underwater at chine while a silenced bypass exits at transom corners. Seawater cooling water is supplied via dual 5" lugged type butterfly valves, bronze Y-strainers and molded FRP scoops with stainless steel grates. Controls: Electronic with throttle synchronizing and LCD data display. DOC/Sturdy throttles and EDM for each engine. Fuel Filters: DDC Sea Pro-600 Marine Gear: Close coupled, 8° down angle, ratio 3.040:1 with trailing pump. ZF, Mod 4650A Main Exhaust: Stainless steel collector with hard thermal insulation, integral spray ring for 18" main underwater FRP exhaust piping and flanged connections Underwater Exhaust outlet: Molded FRP design with chine exit. Westport Shipyard fabrication Bypass exhaust: 10" FRP piping Silencer: Soundown Propellers: Custom 5-Blade Nibral cast CNC machined S Class Generator There are two, 92 KW electrical generators rated at 1800 rpm, providing AC power at 120-208 volt 3-phase/60 cycle Hz. The generators are located port/starboard in the engine room. Water temperature, oil pressure and hour meters are installed in the distribution panel. Both generators have remote start in pilothouse. Power Take Off (PTO) and hydraulic pump are installed on both generators for full redundancy. Seamless Power Transfer is standard when switching to/from generators to shore power and when switching loads from one generator to the other generator. Generators: Northern Lights, 92KW, 1800 rpm, seawater cooled compound mounts, sound shield, water separators/mufflers Phase and power factor: Three-phase 0.8 power factor Compound mounts Sound shield

Exclusions

ENDEAVOUR is a registered name and does not convey. The owner's and crew's personal items. An exclusion list will be provided at the time of sale, upon written request.

Исключения



При продаже яхты исключаются личные вещи владельца.

Отказ от ответственности


Компания предоставляет описание судна или яхты добросовестно, но не может гарантировать точность этой информации, а также не ручается за техническое состояние. Покупатель должен проинструктировать своих агентов или оценщиков исследовать представленную информацию более подробно, по собственному желанию. Продажа судна или яхты, изменение цены или снятие с продажи будет происходить без предварительного уведомления.

ФОТОГРАФИИ


Main Salon




Main Salon




Main Salon




Formal Dining




Formal Dining




Foyer



Day Head




Skylounge



Skylounge




Skylounge



Skylounge




Pilothouse



Pilothouse



Galley



Galley



Owner's Office



Master Stateroom




Master Bath




Master Bath



Guest Foyer



VIP Stateroom 1



VIP Bath



VIP Stateroom 2




VIP Bath




Port Guest Stateroom




Port Guest Stateroom




Starboard Guest Stateroom - With Crew Passage




Starboard Guest Stateroom - With Crew Passage



Aft Deck



Aft Deck



Aft Deck



Aft Deck



Aft Deck



Boat Deck




Boat Deck




Flybridge




Flybridge



Flybridge



Flybridge




Flybridge



Flybridge




Foredeck




Crew Lounge



Lazarette




Lazarette




Engine Room




Engine Room




Side Deck



General Arrangement



General Arrangement



КОНТАКТЫ

Андрей Шестаков (Andrey Shestakov) – ведущий яхтенный брокер отдела продаж яхт и судов компании Shestakov Yacht Sales Inc. Официальный представитель Shestakov Yacht Sales Inc. для русскоговорящих клиентов в центральном офисе компании в Майами/Форт Лодердейл/Флорида/США.

Контактная информация

Email: **andrey@shestakovyachtsales.com**

Web: shestakovyachtsales.com

Телефоны

Краснодарский край: **+7(918)465-66-44**

США, Майами, Флорида: **+1(954)274-4435**

Время работы

Понедельник – Суббота: **9:00 - 21:00** EDT

Воскресенье: **Закрыто**

Адрес



Harbour Towne Marina, 850 NE 3rd St, STE 213, Dania, FL 33004