

HYLTONIAN — TIFFANY YACHTS



Builder: TIFFANY YACHTS

Year Built: 2000

Model: Sport Fisherman

Price: PRICE ON APPLICATION

Location: United States

LOA: 72' 0" (21.95m)

Beam: 20' 6" (6.25m)

Max Draft: 5' 0" (1.52m)

Cruise Speed: 26 Kts. (30 MPH)

Max Speed: 34 Kts. (39 MPH)

Our experienced yacht broker, Andrey Shestakov, will help you choose and buy a yacht that best suits your needs **Hyltonian — TIFFANY YACHTS** from **our catalogue**. Presently, at **Shestakov Yacht Sales Inc.**, we have a wide variety of yachts available on **our sale's list**. We also work in close contact with all the big **yacht manufacturers** from all over the world.

If you would like to buy a yacht **Hyltonian — TIFFANY YACHTS** or would like help answering any questions concerning purchasing, selling or chartering a yacht, please call **+1(954)274-4435**

TABLE OF CONTENTS

TABLE OF CONTENTS	2
SPECIFICATIONS	5
Overview	5
Basic Information	5
Dimensions	5
Speed, Capacities and Weight	5
Accommodations	5
Hull and Deck Information	6
DETAILED INFORMATION	7
Walkthrough	7
Enclosed Flybridge	7
Skybridge	7
Electronics	7
Exclusions	8
Disclaimer	8
PHOTOS	9
72' Tiffany - Helm	9
72' Tiffany - Salon	9
72' Tiffany - Galley	9
72' Tiffany - Engine Room	9
72' Tiffany - Stern	9
72' Tiffany - Helm	9
72' Tiffany - Helm	9
72' Tiffany - Helm	9
72' Tiffany - Outdoor Seating	10
72' Tiffany - Outdoor Seating	10
72' Tiffany - Cockpit	10
72' Tiffany - Fighting Chair	10

72' Tiffany - Cockpit	10
72' Tiffany - Cockpit	10
72' Tiffany - Stern	10
72' Tiffany - Engine Room	10
72' Tiffany - Engine Room	11
72' Tiffany - Engine Room	11
72' Tiffany - Engine Room	11
72' Tiffany - Engine Room	11
72' Tiffany - Engine Room	11
72' Tiffany - Engine Room	11
72' Tiffany - Crew Quarters	11
72' Tiffany - Head	11
72' Tiffany - Head	11
72' Tiffany - Stateroom	12
72' Tiffany - Stateroom	12
72' Tiffany - Stateroom	12
72' Tiffany - Head	12
72' Tiffany - Head	12
72' Tiffany - Stateroom	12
72' Tiffany - Stateroom	12
72' Tiffany - Head	12
72' Tiffany - Head	13
72' Tiffany - Head	13
72' Tiffany - Head	13
72' Tiffany - Stateroom	13
72' Tiffany - Stateroom	13
72' Tiffany - Head	13
72' Tiffany - Helm	13
72' Tiffany - Salon	13
72' Tiffany - Helm	14

72' Tiffany - Galley	14
72' Tiffany - Head	14
72' Tiffany - Salon	14
72' Tiffany - Galley	14
72' Tiffany - Dining Table	14
72' Tiffany - Salon	14
72' Tiffany - Galley	14
72' Tiffany - Head	15
72' Tiffany - Control Panel	15
72' Tiffany - Salon	15
72' Tiffany - Etched Glass Window	15
72' Tiffany - Etched Glass Window	15
CONTACTS	16
Contact details	16
Telephones	16
Office hours	16
Address	16

SPECIFICATIONS

Overview

One of the most innovative boats of her time, the "Hyltonian" stands alone, boasting of an elevator, skybridge, hydraulic rod storage crews quarters, a Jacuzzi tub in the master stateroom, custom hand carved billfish faucet spouts, and the list goes on and on. Built new by her current owners, she has been captain maintained since new and it shows. A very rare opportunity to own a beautiful enclosed bridge with sky bridge custom yacht.

Basic Information

Category: Sport Fisherman

Model Year: 2000

Year Built: 2000

Country: United States

Dimensions

LOA: 72' 0" (21.95m)

Beam: 20' 6" (6.25m)

Max Draft: 5' 0" (1.52m)

Speed, Capacities and Weight

Cruise Speed: 26 Kts. (30 MPH)

Max Speed: 34 Kts. (39 MPH)

Water Capacity: 350 Gallons

Holding Tank: 100 Gallons

Fuel Capacity: 3500 Gallons

Accommodations

Total Cabins: 3

Total Heads: 5

Hull and Deck Information

Hull Material: Fiberglass

DETAILED INFORMATION

Walkthrough

As you enter the salon through the air operated door on the starboard side, the elevator to the enclosed bridge is to the starboard side. To port is a large sofa with a coffee table and barrel chair. On the starboard side is a U shaped dinette, with a day head forward of that. Down two steps and to the port side in the salon is the galley. Tastefully custom made cherry and pecan woods highlight the custom craftsmanship of this vessel. Down the companionway there is a guest stateroom to the port side, a guest VIP Stateroom forward and the master stateroom is to the starboard side.

Enclosed Flybridge

The Flybridge can be accessed through the elevator that leads up from the salon, or the curved staircase that leads up from the starboard side in the cockpit. There is an aft deck on the outside of the enclosed bridge with a helm station. As you enter the enclosed bridge there is a Day head to the port side. Forward of the day head is a small galley. To the port side is the elevator with a U shaped dinette forward of that. The centerline helm forward gives you commanding views of the bow deck and outside.

Skybridge

The skybridge is accessed from a bridge ladder that comes up from the Aft deck of the enclosed flybridge. The centerline helm has an electrically opening panel to access all of the electronics. There are 2 helm seats and small built in wear to port. There is a large seating area and table forward of the helm. There is a hinged hardtop and hydraulically operated radar arch, for getting under bridges.

Electronics

Enclosed Bridge

- Northstar 962
- Furuno FCV 1000 Fishfinder
- Robertson AP300 DX Autopilot
- Simrad 72 mile Radar
- Anritsu 72 mile radar
- Robertson Dataline Depthfinder
- SEA 156 VHF Radio
- SEA 330 Single Side Band Radio with Sea Call
- Seahail Hailer

- Robertson Dataline Speed Log

Skybridge

-

Exclusions

Owner's personal belongings.

Disclaimer


The Company offers the details of this vessel or yacht in good faith but cannot guarantee or warrant the accuracy of this information nor warrant the condition of the vessel. A buyer should instruct his representatives, agents, or his surveyors, to investigate such details as the buyer desires validated. This vessel or yacht is offered subject to prior sale, price change, or withdrawal without notice.

PHOTOS

72' Tiffany - Helm




72' Tiffany - Salon



72' Tiffany - Galley




72' Tiffany - Engine Room



72' Tiffany - Stern



72' Tiffany - Helm




72' Tiffany - Helm



72' Tiffany - Helm



72' Tiffany - Outdoor Seating



72' Tiffany - Outdoor Seating




72' Tiffany - Cockpit



72' Tiffany - Fighting Chair




72' Tiffany - Cockpit



72' Tiffany - Cockpit



72' Tiffany - Stern



72' Tiffany - Engine Room



72' Tiffany - Engine Room



72' Tiffany - Engine Room




72' Tiffany - Engine Room



72' Tiffany - Engine Room



72' Tiffany - Engine Room



72' Tiffany - Crew Quarters



72' Tiffany - Head



72' Tiffany - Head



72' Tiffany - Stateroom



72' Tiffany - Stateroom



72' Tiffany - Stateroom



72' Tiffany - Head



72' Tiffany - Head



72' Tiffany - Stateroom



72' Tiffany - Stateroom



72' Tiffany - Head



72' Tiffany - Head



72' Tiffany - Head



72' Tiffany - Head



72' Tiffany - Stateroom



72' Tiffany - Stateroom



72' Tiffany - Head



72' Tiffany - Helm



72' Tiffany - Salon



72' Tiffany - Helm



72' Tiffany - Galley



72' Tiffany - Head



72' Tiffany - Salon



72' Tiffany - Galley



72' Tiffany - Dining Table



72' Tiffany - Salon



72' Tiffany - Galley



72' Tiffany - Head



72' Tiffany - Control Panel




72' Tiffany - Salon



72' Tiffany - Etched Glass Window



72' Tiffany - Etched Glass Window



CONTACTS

Andrey Shestakov, leading yacht broker of the sales department of Shestakov Yacht Sales Inc. Shestakov Yacht Sales Inc., the official representative of the Miami/Fort Lauderdale FL headquarters.

Contact details

Email: **andrey@shestakovyachtsales.com**

Web: shestakovyachtsales.com/en/

Telephones

USA: **+1(954)274-4435**

Office hours

Monday – Saturday: **9:00 - 21:00** EDT

Sunday: **closed**

Address



Harbour Towne Marina, 850 NE 3rd St, STE 213, Dania, FL 33004