

ERICA — ALBIN



Builder: [ALBIN](#)

Year Built: 1988

Model: Trawler

Price: PRICE ON APPLICATION

Location: United States

LOA: 36' 0" (10.97m)

Beam: 13' 2" (4.01m)

Min Draft: 3' 5" (1.04m)

Cruise Speed: 7 Kts. (8 MPH)

Max Speed: 8 Kts. (9 MPH)

Our experienced yacht broker, Andrey Shestakov, will help you choose and buy a yacht that best suits your needs **Erica — ALBIN** from **our catalogue**. Presently, at **Shestakov Yacht Sales Inc.**, we have a wide variety of yachts available on **our sale's list**. We also work in close contact with all the big **yacht manufacturers** from all over the world.

If you would like to buy a yacht **Erica — ALBIN** or would like help answering any questions concerning purchasing, selling or chartering a yacht, please call **+1(954)274-4435**

TABLE OF CONTENTS

TABLE OF CONTENTS	2
SPECIFICATIONS	5
Overview	5
Basic Information	5
Dimensions	5
Speed, Capacities and Weight	5
Accommodations	5
Hull and Deck Information	6
Engine Information	6
DETAILED INFORMATION	7
36' Albin Vessel Walkthrough	7
36' Albin Accommodations	7
36' Albin Salon	7
36' Albin Galley	7
36' Albin Dining	7
36' Albin Master Stateroom	7
36' Albin Guest Stateroom	8
36' Albin Lower Helm	8
36' Albin Flybridge	8
36' Albin Audio/Visual Equipment	8
36' Albin Electronics	8
36' Albin Electrical System	8
36' Albin Engine/Mechanical Equipment	9
36' Albin Deck Equipment	9
36' Albin Safety and Fire Protection	9
36' Albin Exclusions	9
Exclusions	9
Disclaimer	10

PHOTOS	11
Erica port aft profile 8-1-17	11
Erica fwd profile 8-1-17	11
Erica anchor windlass 8-1-17	11
Erica foredeck 8-1-17	11
Erica port side deck2 8-1-17	11
Erica port side deck1 8-1-17	11
Erica stbd side deck2 8-1-17	11
Erica stbd side deck1 8-1-17	12
Erica flybridge fwd 8-1-17	12
Erica flybridge aft 8-1-17	12
Erica flybridge port 8-1-17	12
Erica flybridge stbd 8-1-17	12
Erica flybridge helm 8-1-17	12
Erica hinged mast 8-1-17	12
Erica trunk cabin fwd 8-1-17	12
Erica trunk cabin aft 8-1-17	13
Erica aftdeck stbd 8-1-17	13
Erica aftdeck port 8-1-17	13
Erica swimplatform 8-1-17	13
Erica salon fwd 8-1-17	13
Erica salon aft 8-1-17	13
Erica salon port aft 8-1-17	13
Erica salon seating1 8-1-17	13
Erica salon seating2 8-1-17	14
Erica salon TV 8-1-17	14
Erica galley1 8-1-17	14
Erica galley2 8-1-17	14
Erica lower helm1 8-1-17	14

Erica lower helm2 8-1-17	14
Erica LH electronics1 8-1-17	14
Erica LH electronics2 8-1-17	14
Erica LH electronics3 8-1-17	15
Erica master stateroom 8-1-17	15
Erica master stateroom port 8-1-17	15
Erica master stateroom stbd 8-1-17	15
Erica master stateroom fwd 8-1-17	15
Erica master stateroom head 8-1-17	15
Erica guest stateroom 8-1-17	15
Erica guest stateroom port 8-1-17	15
Erica guest stateroom stbd 8-1-17	16
Erica guest stateroom head 8-1-17	16
Erica engine room aft access 8-1-17	16
Erica engine room fwd access 8-1-17	16
Erica main engine 8-1-17	16
Erica water heater 8-1-17	16
Erica generator2 8-1-17	16
Erica hauled out web1	16
Erica hauled out web2	17
CONTACTS	18
Contact details	18
Telephones	18
Office hours	18
Address	18

SPECIFICATIONS

Overview

Erica is a 1988 36' Albin Trawler offering a 2 stateroom, 2 head layout. She offers a fuel efficient single Cummins 210 hp main engine, Westerbeke 5 kW generator, new Attwood water heater in 2015, new Jabsco electric heads in 2015 and a new Norcold refrigerator in 2015.

Basic Information

Category: Trawler

Model Year: 1988

Year Built: 1988

Country: United States

Vessel Top: Bimini Top

Fly Bridge: Yes

Dimensions

LOA: 36' 0" (10.97m)

Beam: 13' 2" (4.01m)

Min Draft: 3' 5" (1.04m)

Speed, Capacities and Weight

Cruise Speed: 7 Kts. (8 MPH)

Max Speed: 8 Kts. (9 MPH)

Displacement: 18400 Pounds

Water Capacity: 220 Gallons

Fuel Capacity: 350 Gallons

Accommodations

Total Cabins: 2

Total Berths: 3

Total Heads: 2

Hull and Deck Information

Hull Material: Fiberglass

Hull Configuration: Modified V-Hull

Engine Information

Engines: 1

Manufacturer: Cummings

Model: 6BT 5.9

Engine Type: Inboard

Fuel Type: Diesel

DETAILED INFORMATION

36' Albin Vessel Walkthrough

From the port side deck, you enter the salon and will find cabinetry with entertainment equipment and a portable air conditioning unit port aft, the master stateroom entrance aft, wrap-around seating with a hi/lo table to starboard, lower helm and side deck access door starboard forward, guest stateroom entrance forward and the galley to port. Engine room access is via two salon sole hatches and a door aft under the removable master stateroom stairs.

36' Albin Accommodations

Erica offers a full-beam master stateroom aft with a centerline queen size berth and ensuite head with tub/shower and a guest stateroom forward with a v-berth and an ensuite head.

36' Albin Salon

The salon offers wrap-around seating and a hi/lo table to starboard, entertainment/storage cabinet port aft, side deck access doors on each side, opening center windshield, opening side windows, aft windows, curtains, teak parquet sole, storage drawers and cabinets. To view a 360 degree photo of the salon, copy and paste the link below into your browser search box:

36' Albin Galley

The galley is located to port in the salon. - Princess 3-burner propane cooktop and oven - Norcold refrigerator/freezer (2015) - Deep stainless steel sink - Fresh water filtration system - Storage drawers and cabinets - Grunert cold-plate built-in freezer in the guest stateroom

36' Albin Dining

Dining space is available at the salon hi/lo table.

36' Albin Master Stateroom

The full-beam master stateroom aft offers a centerline queen size berth, nightstands, carpet over teak parquet sole, opening side windows, aft windows, curtains, overhead hatch with a screen, hanging locker, storage drawers and cabinets and an ensuite head with tub/shower. To view a 360 degree photo of the master stateroom, copy and paste the link below into your browser search box:

36' Albin Guest Stateroom

The guest stateroom forward offers a v-berth, overhead hatch with a screen, 2 portlights, reading lights, shelves, storage drawers and cabinets, hanging locker, teak parquet sole and an ensuite head. To view a 360 degree photo of the guest stateroom, copy and paste the link below into your browser search box:

36' Albin Lower Helm

The lower helm is starboard forward in the salon and offers a benchseat with storage, a side deck access door and an opening center windshield.

36' Albin Flybridge

The flybridge offers a bimini, teak deck, helm starboard forward, storage under helm, benchseats with storage on each side fore and aft, wicker sofa and ottoman and a hinged mast and boom. To view a 360 degree photo of the flybridge, copy and paste the link below into your browser search box:

36' Albin Audio/Visual Equipment

- Fold-down Samsung flat screen TV in the salon - Stereo/CD player in the salon - Combisound speakers in the salon - Glomex digital TV antenna

36' Albin Electronics

- Furuno 1715 Radar - Robertson AP200 DL autopilot at each helm - Ritchie Powerdamp magnetic compass at each helm - Datamarine LX300 depth sounder at each helm - Raymarine C70 multi-function display at the lower helm - Standard Horizon Intrepid VHF at the lower helm - Standard Horizon LH5 loud hailer at the lower helm

36' Albin Electrical System

- Westerbeke 5 kW generator with approximately 981 hours - 12 vdc outlet at the lower helm - 2 X 12 vdc outlets on the flybridge - 30 amp shore cord - 2 X 30 amp shore power cord connections - New 4D house/engine start batteries in 2014 - New Group 27 generator battery in 2017

36' Albin Engine/Mechanical Equipment

- Single Cummins 6BT 5.9 210 hp main engine with approximately 4,467 hours - Borg Warner Velvet Drive gearbox - Morse engine controls - VDO gauges - Groco sea strainers - Racor FG500 fuel filter for the main engine - Racor R26S fuel filter for the generator - Hynautic hydraulic steering system - LG R410A portable air conditioning/heating system - Envi electric heater in the master stateroom - Attwood 6 gallon water heater (2015) - Jabsco electric heads (2015) - Tankwatch III holding tank level monitor system

36' Albin Deck Equipment

- Simpson-Lawrence Horizon 900 anchor windlass with foot control - CQR 45 lb anchor with 50' 5/16" anchor chain and 200' 5/8" rode - Spare Danforth 60 lb anchor - Spare 200' anchor rode - Stainless steel anchor roller - Sampson Post - Teak cap rail on stainless steel stanchions and teak toe rail - Teak deck - Window covers - Raw water washdown - Boarding gate each side - Transom gate - Stainless steel & teak swim ladder - Teak swimplatform - Weaver davit system connections on the swimplatform - Fresh water hot/cold shower aft - Hinged mast and boom - Deck storage box on the flybridge

36' Albin Safety and Fire Protection

- Rule bilge pumps - Lifering - Kidde carbon monoxide/smoke detector - Bass Products propane control system - Fireboy emergency engine shutdown system - Fire extinguishers

36' Albin Exclusions

- Sellers' personal belongings - Salon lamp - Salon clock and barometer

Exclusions



Owner's personal belongings.

Disclaimer


The Company offers the details of this vessel or yacht in good faith but cannot guarantee or warrant the accuracy of this information nor warrant the condition of the vessel. A buyer should instruct his representatives, agents, or his surveyors, to investigate such details as the buyer desires validated. This vessel or yacht is offered subject to prior sale, price change, or withdrawal without notice.

PHOTOS


Erica port aft profile 8-1-17




Erica fwd profile 8-1-17



Erica anchor windlass 8-1-17




Erica foredeck 8-1-17




Erica port side deck2 8-1-17



Erica port side deck1 8-1-17



Erica stbd side deck2 8-1-17



Erica stbd side deck1 8-1-17



Erica flybridge fwd 8-1-17



Erica flybridge aft 8-1-17



Erica flybridge port 8-1-17



Erica flybridge stbd 8-1-17



Erica flybridge helm 8-1-17



Erica hinged mast 8-1-17



Erica trunk cabin fwd 8-1-17



Erica trunk cabin aft 8-1-17



Erica aftdeck stbd 8-1-17



Erica aftdeck port 8-1-17



Erica swimplatform 8-1-17



Erica salon fwd 8-1-17



Erica salon aft 8-1-17



Erica salon port aft 8-1-17



Erica salon seating1 8-1-17



Erica salon seating2 8-1-17



Erica salon TV 8-1-17



Erica galley1 8-1-17



Erica galley2 8-1-17



Erica lower helm1 8-1-17



Erica lower helm2 8-1-17



Erica LH electronics1 8-1-17



Erica LH electronics2 8-1-17



Erica LH electronics3 8-1-17



Erica master stateroom 8-1-17



Erica master stateroom port 8-1-17



Erica master stateroom stbd 8-1-17



Erica master stateroom fwd 8-1-17



Erica master stateroom head 8-1-17



Erica guest stateroom 8-1-17



Erica guest stateroom port 8-1-17



Erica guest stateroom stbd 8-1-17



Erica guest stateroom head 8-1-17



Erica engine room aft access 8-1-17



Erica engine room fwd access 8-1-17



Erica main engine 8-1-17



Erica water heater 8-1-17




Erica generator2 8-1-17



Erica hauled out web1



Erica hauled out web2



CONTACTS

Andrey Shestakov, leading yacht broker of the sales department of Shestakov Yacht Sales Inc. Shestakov Yacht Sales Inc., the official representative of the Miami/Fort Lauderdale FL headquarters.

Contact details

Email: **andrey@shestakovyachtsales.com**

Web: shestakovyachtsales.com/en/

Telephones

USA: **+1(954)274-4435**

Office hours

Monday – Saturday: **9:00 - 21:00** EDT

Sunday: **closed**

Address



Harbour Towne Marina, 850 NE 3rd St, STE 213, Dania, FL 33004