

FINE LADY — WELLCRAFT



Builder: WELLCRAFT

Year Built: 1986

Model: Cruiser

Price: PRICE ON APPLICATION

Location: United States

LOA: 28' 0" (8.53m)

Beam: 9' 11" (3.02m)

Min Draft: 2' 4" (0.71m)

Cruise Speed: 25 Kts. (29 MPH)

Max Speed: 35 Kts. (40 MPH)

Our experienced yacht broker, Andrey Shestakov, will help you choose and buy a yacht that best suits your needs **Fine Lady — WELLCRAFT** from **our catalogue**. Presently, at **Shestakov Yacht Sales Inc.**, we have a wide variety of yachts available on **our sale's list**. We also work in close contact with all the big **yacht manufacturers** from all over the world.

If you would like to buy a yacht **Fine Lady — WELLCRAFT** or would like help answering any questions concerning purchasing, selling or chartering a yacht, please call **+1(954)274-4435**

TABLE OF CONTENTS

TABLE OF CONTENTS	2
SPECIFICATIONS	4
Overview	4
Basic Information	4
Dimensions	5
Speed, Capacities and Weight	5
Accommodations	5
Hull and Deck Information	5
Engine Information	5
DETAILED INFORMATION	6
Equipment	6
Exclusions	6
Disclaimer	6
PHOTOS	7
4.Welcraft.stern	7
3.Welcraft.pulpit	7
8.Welcraft.Helm	7
10.Welcraft.HelmControls	7
9.Welcraft.gauges	7
11.Welcraft.sync	7
12.Welcraft.RPM.gauge	7
15.Welcraft.Garmin.covered	8
16.Welcraft.Garmin.540s	8
17.Welcraft.companionway	8
18.Welcraft.galley	8
19.Welcraft.stove	8
Wellcraft refrigerator	8
21.Welcraft.panel	8

22.Welcraft.head	8
23.Welcraft.VBerth	9
28.Welcraft.VHF	9
35.Welcraft.Helm2	9
37.Welcraft.RodStorage	9
38.Welcraft.rodstorage	9
39.Welcraft.shorepower	9
5.Welcraft.RunningGear	9
6.Welcraft.TrimTab	9
7.Welcraft.Exhaust	10
31.Welcraft.Engine.2	10
30.Welcraft.Engin.1	10
33.Welcraft.engine.4	10
CONTACTS	11
Contact details	11
Telephones	11
Office hours	11
Address	11

SPECIFICATIONS

Overview

New Low Price! Wellcraft Marine, of Sarasota FL, has been one of the most prolific manufacturers of production-built fiberglass powerboats for more than thirty years. In 1984 Wellcraft introduced their Coastal series of fishing boats hoping to expand their market to include serious fishermen who were also looking for a boat that would provide some accommodations for family or extended fishing outings. The series featured conservative styling, reasonable accommodations and competitive pricing. The design features an unobstructed, 55-square-foot cockpit, deep and secure side decks that are nearly 9" wide at the narrowest point and a raised bridgedeck with starboard helm and port companion seat. The principal advantage of this design is that it provides quick and safe mobility for 360 degrees around the vessel and places the boat operator out of the way of the action, yet in a position that affords excellent visibility and communication with the anglers. Standard features of the Coastal 2800 that make it so popular among anglers include standard rod racks on each side of the cockpit, removable in-deck fish boxes in the cockpit deck and a transom door for landing larger fish. There is a live-bait well beneath the helm seat and a built-in tackle center beneath the companion seat. While the Coastal 2800 has wide side decks and a large cockpit, she still manages to provide a reasonably comfortable interior for a 28 footer. There is a V-berth that, with filler cushion, makes an adequately sized berth for two adults. The small port side galley features a two-burner counter top stove, sink and under-counter, front-loading refrigerator. There is an enclosed marine toilet aft of the galley, which is minimally sized but includes a shower and drain.

Economical performance and handling are two other areas in which the Coastal 2800 receives consistently high marks from owners. Equipped with 260 horsepower inboard engines and normally loaded, she will cruise comfortably and economically at 25 mph and reach a top speed of 35 mph. The hull form is a modified-V with 16 degrees of deadrise at the transom, which is a reasonable compromise for economical performance and comfortable ride.

Basic Information

Category: Cruiser

Model Year: 1986

Year Built: 1986

Country: United States

Dimensions

LOA: 28' 0" (8.53m)

Beam: 9' 11" (3.02m)

Min Draft: 2' 4" (0.71m)

Speed, Capacities and Weight

Cruise Speed: 25 Kts. (29 MPH)

Max Speed: 35 Kts. (40 MPH)

Displacement: 8200 Pounds

Water Capacity: 20 Gallons

Holding Tank: 10 Gallons

Fuel Capacity: 182 Gallons

Accommodations

Total Cabins: 1

Total Berths: 1

Total Heads: 1

Hull and Deck Information

Hull Material: Fiberglass

Hull Configuration: Modified V-Hull

Engine Information

Engines: 2

Manufacturer: Mercruiser

Model: 5.7

Engine Type: Inboard

Fuel Type: Gas/Petrol

DETAILED INFORMATION

Equipment

Engines Engine 1: Engine Brand: Mercruiser Year Built: 2010 Engine Model: 5.7 Engine Type: Inboard Engine/Fuel Type: Gas/Petrol Engine Hours: 600 Engine Power: 260 HP Engine 2: Engine Brand: Mercruiser Year Built: 1986 Engine Model: 5.7 Engine Type: Inboard Engine/Fuel Type: Gas/Petrol Engine Hours: 1700 Drive Type: Direct Drive Engine Power: 260 HP Tanks Fresh Water Tanks: 1 (20 Gallons) Fuel Tanks: 1 (182 Gallons) Holding Tanks: 1 (10 Gallons) Accommodations Number of single berths: 1 Number of cabins: 1 Number of heads: 1 Seating Capacity: 6


Exclusions

Owner's personal belongings.


Disclaimer

The Company offers the details of this vessel or yacht in good faith but cannot guarantee or warrant the accuracy of this information nor warrant the condition of the vessel. A buyer should instruct his representatives, agents, or his surveyors, to investigate such details as the buyer desires validated. This vessel or yacht is offered subject to prior sale, price change, or withdrawal without notice.


PHOTOS




4.Welcraft.stern




3.Welcraft.pulpit



8.Welcraft.Helm




10.Welcraft.HelmControls



9.Welcraft.gauges




11.Welcraft.sync



12.Welcraft.RPM.gauge



15.Welcraft.Garmin.covered



16.Welcraft.Garmin.540s




17.Welcraft.companionway



18.Welcraft.galley



19.Welcraft.stove



Wellcraft refrigerator




21.Welcraft.panel



22.Welcraft.head



23.Wellcraft.VBerth



28.Wellcraft.VHF




35.Wellcraft.Helm2



37.Wellcraft.RodStorage




38.Wellcraft.rodstorage



39.Wellcraft.shorepower



5.Wellcraft.RunningGear




6.Wellcraft.TrimTab



7.Wellcraft.Exhaust




31.Wellcraft.Engine.2



30.Wellcraft.Engin.1



33.Wellcraft.engine.4



CONTACTS

Andrey Shestakov, leading yacht broker of the sales department of Shestakov Yacht Sales Inc. Shestakov Yacht Sales Inc., the official representative of the Miami/Fort Lauderdale FL headquarters.

Contact details

Email: **andrey@shestakovyachtsales.com**

Web: shestakovyachtsales.com/en/

Telephones

USA: **+1(954)274-4435**

Office hours

Monday – Saturday: **9:00 - 21:00** EDT

Sunday: **closed**

Address



Harbour Towne Marina, 850 NE 3rd St, STE 213, Dania, FL 33004